

Harvard Forest Data Archive HF007-02

Data File:

Name = hf007-02-litterfall.csv

Description = litterfall

Rows = 22 Columns = 22

MD5 checksum = cf23d405dfb2500211fc000af67f3a49

Variables:

date = collection date

lf.1.iii = litterfall mass by plot and block (kilogramsPerHectare)

lf.2.iii = litterfall mass by plot and block (kilogramsPerHectare)

lf.3.iii = litterfall mass by plot and block (kilogramsPerHectare)

lf.4.iii = litterfall mass by plot and block (kilogramsPerHectare)

lf.5.iii = litterfall mass by plot and block (kilogramsPerHectare)

lf.6.ii = litterfall mass by plot and block (kilogramsPerHectare)

lf.7.ii = litterfall mass by plot and block (kilogramsPerHectare)

lf.8.iii = litterfall mass by plot and block (kilogramsPerHectare)

lf.9.i = litterfall mass by plot and block (kilogramsPerHectare)

lf.10.ii = litterfall mass by plot and block (kilogramsPerHectare)

lf.11.ii = litterfall mass by plot and block (kilogramsPerHectare)

lf.12.i = litterfall mass by plot and block (kilogramsPerHectare)

lf.13.i = litterfall mass by plot and block (kilogramsPerHectare)

lf.14.i = litterfall mass by plot and block (kilogramsPerHectare)

lf.15.i = litterfall mass by plot and block (kilogramsPerHectare)

lf.16.i = litterfall mass by plot and block (kilogramsPerHectare)

lf.17.ii = litterfall mass by plot and block (kilogramsPerHectare)

lf.18.iii = litterfall mass by plot and block (kilogramsPerHectare)

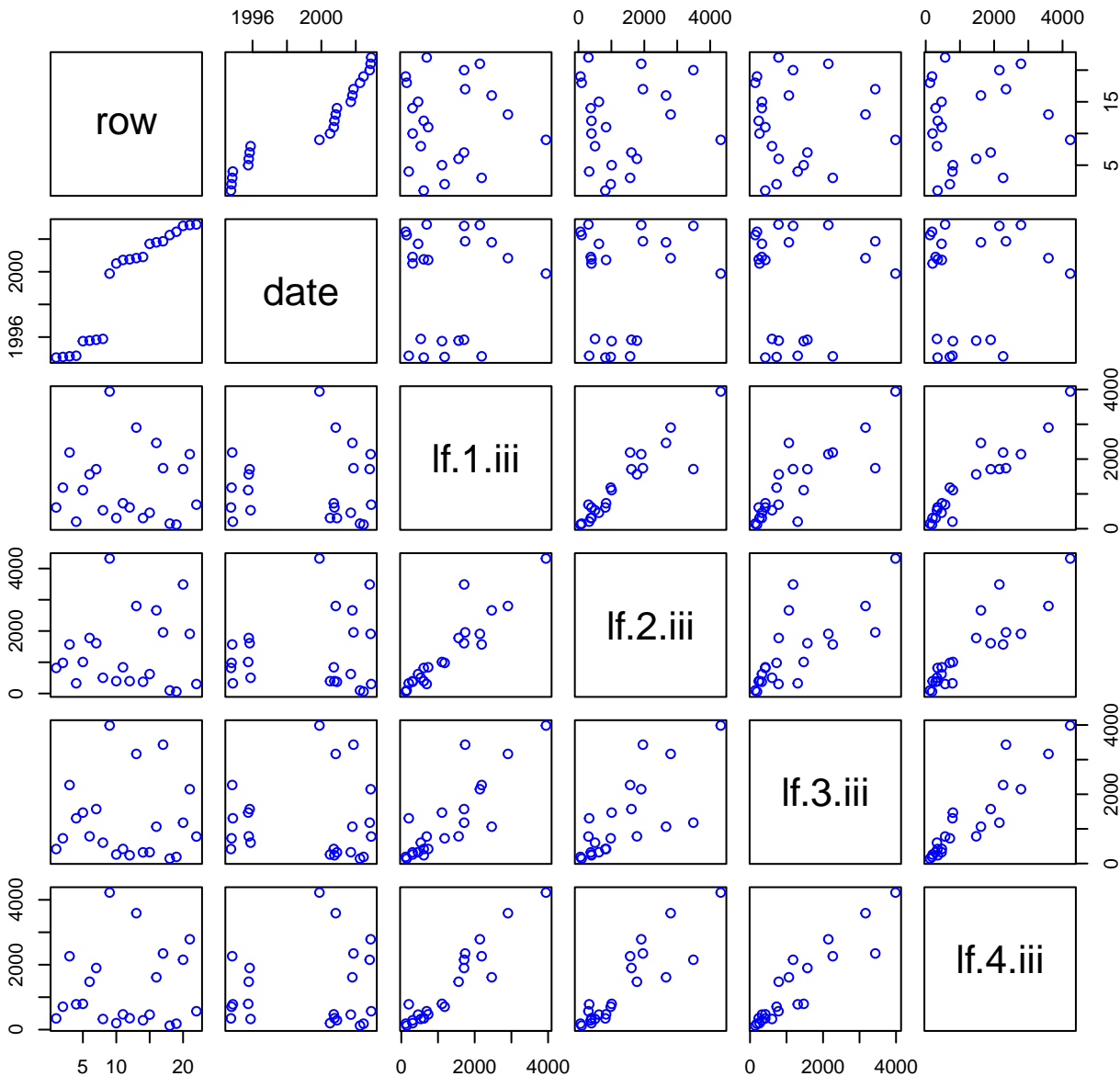
lf.19.ii = litterfall mass by plot and block (kilogramsPerHectare)

lf.20.ii = litterfall mass by plot and block (kilogramsPerHectare)

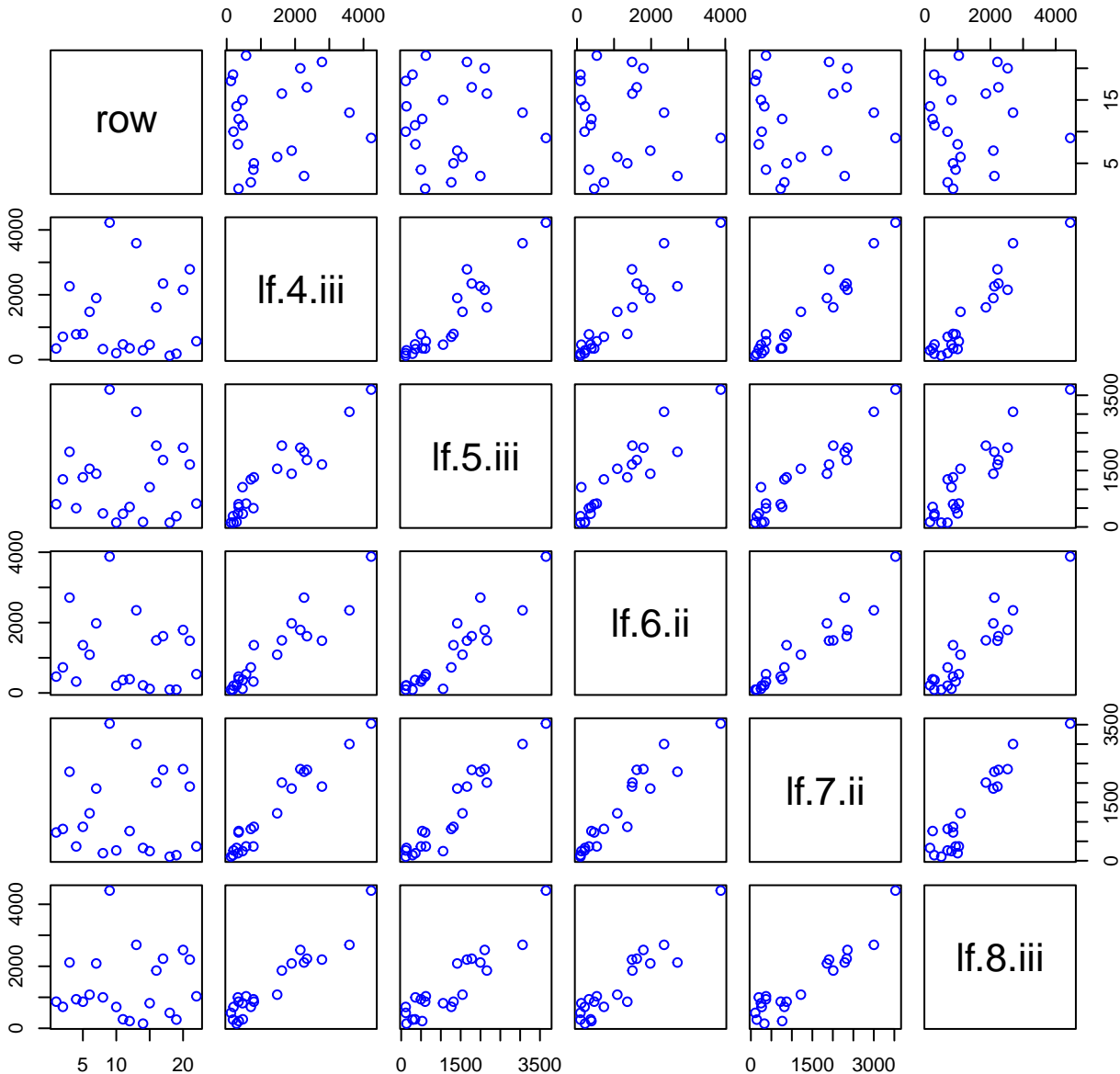
lf.21.i = litterfall mass by plot and block (kilogramsPerHectare)

Variable	Min	Median	Mean	Max	NAs
date	1994-09-30	2000-09-28	1999-04-22	2002-11-24	0
lf.1.iii	120.000	921.000	1244.682	3942.000	0
lf.2.iii	61.000	909.500	1309.727	4321.000	0
lf.3.iii	142.000	782.500	1218.045	3985.000	0
lf.4.iii	124.000	743.500	1270.591	4225.000	0
lf.5.iii	114.000	1160.500	1210.364	3651.000	0
lf.6.ii	94.000	726.000	1108.476	3877.000	1
lf.7.ii	106.000	817.000	1224.238	3528.000	1
lf.8.iii	151.000	966.500	1345.773	4443.000	0
lf.9.i	77.000	996.500	1415.591	4363.000	0
lf.10.ii	163.000	895.000	1366.182	4304.000	0
lf.11.ii	73.000	823.000	1231.500	3506.000	0
lf.12.i	132.000	1125.500	1409.955	5085.000	0
lf.13.i	173.000	917.500	1433.000	5082.000	0
lf.14.i	93.000	827.000	1223.727	4872.000	0
lf.15.i	195.000	1081.000	1412.818	5082.000	0
lf.16.i	162.000	1004.500	1380.227	4597.000	0
lf.17.ii	255.000	630.000	1427.318	5144.000	0
lf.18.iii	167.000	827.000	1153.273	4415.000	0
lf.19.ii	140.000	781.500	1263.455	4554.000	0
lf.20.ii	184.000	748.500	1381.182	4452.000	0
lf.21.i	90.000	811.000	1380.682	5027.000	0

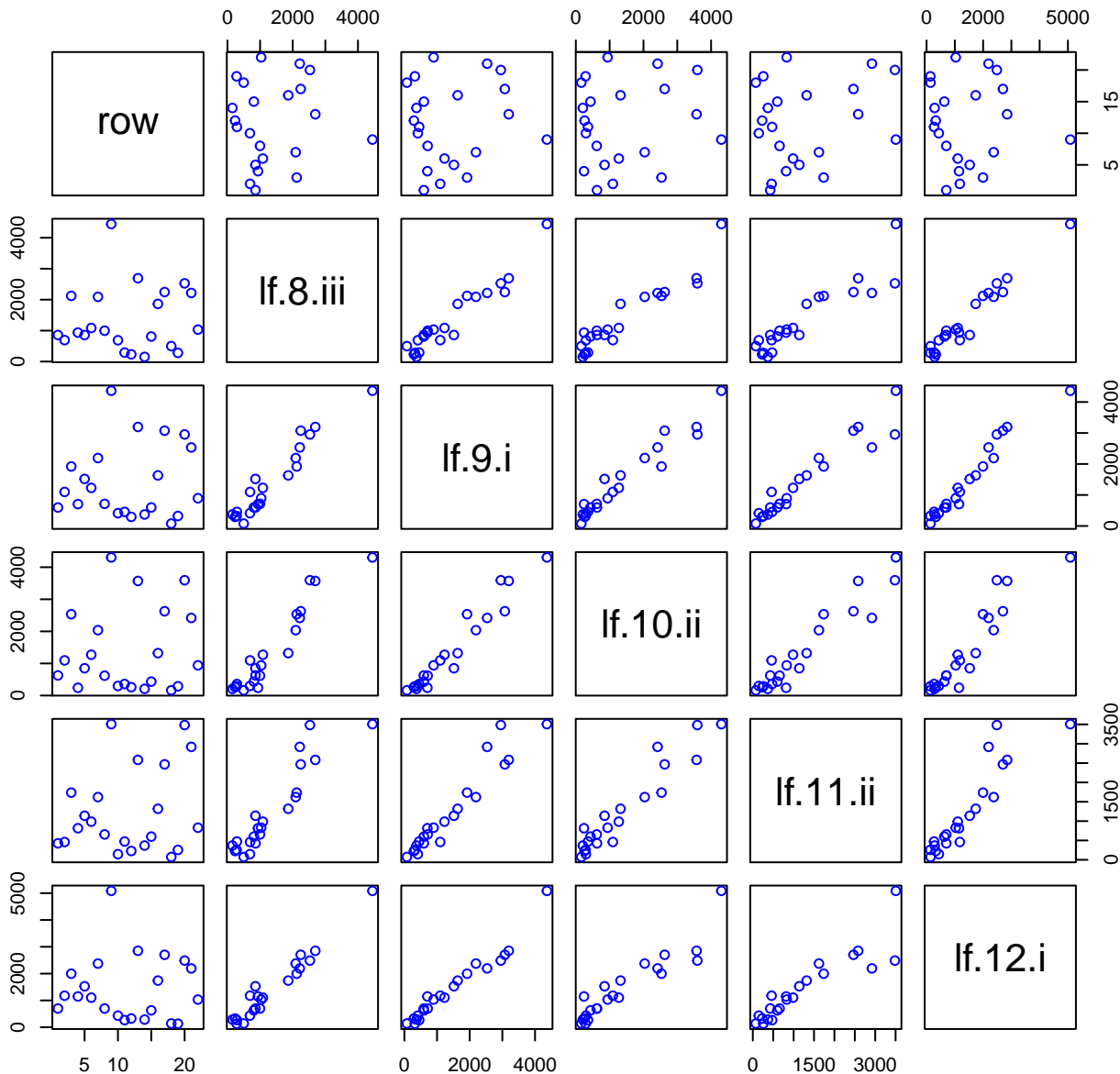
# HF007-02 Plot 1



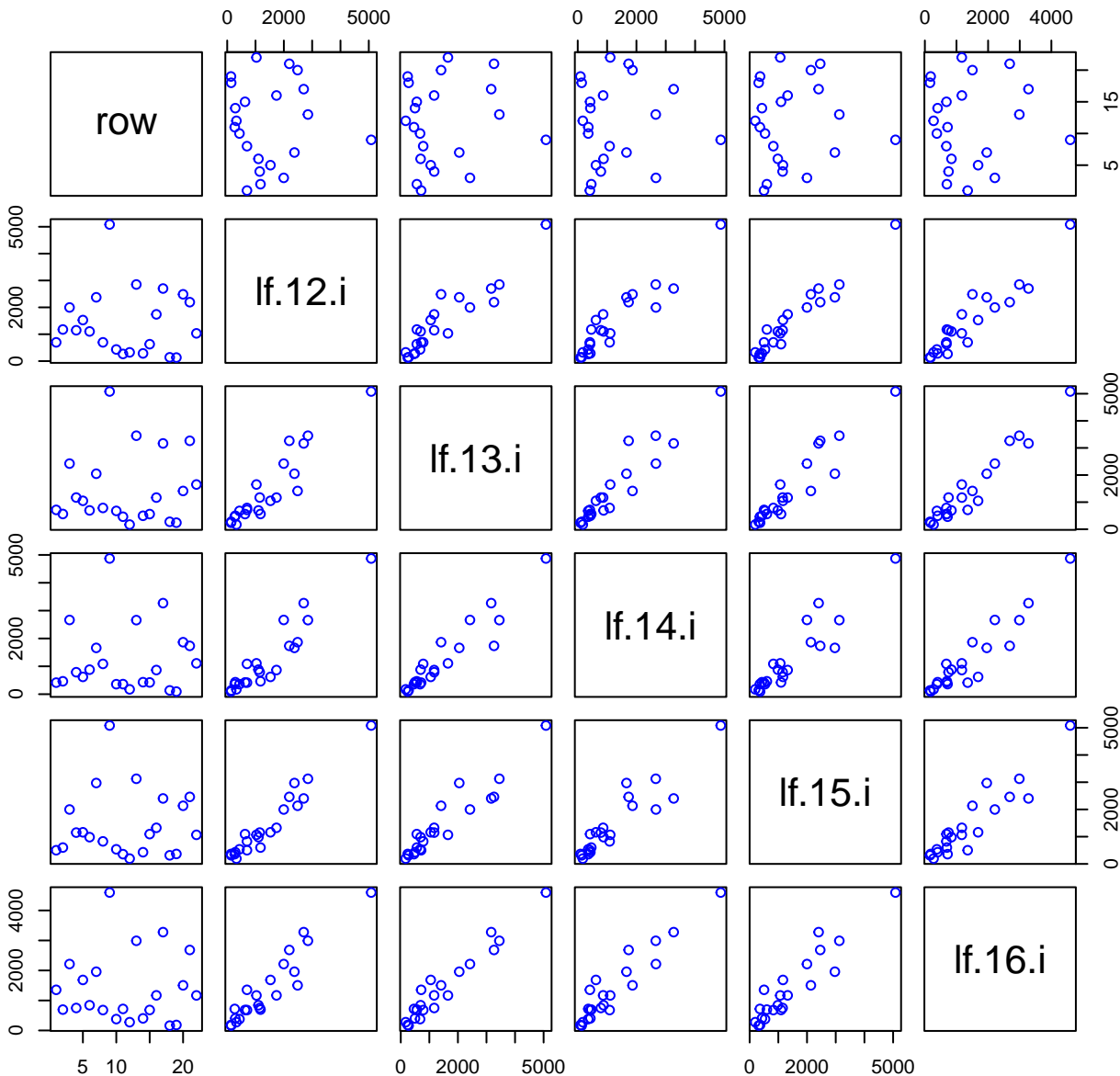
# HF007-02 Plot 2



# HF007-02 Plot 3



# HF007-02 Plot 4





# HF007-02 Plot 6

