

Harvard Forest Data Archive HF044-02

Data File:

Name = hf044-02-plots.csv

Description = plot locations

Rows = 17 Columns = 5

MD5 checksum = 308ba5b3dece9fcd8fa44d3a12017818

Variables:


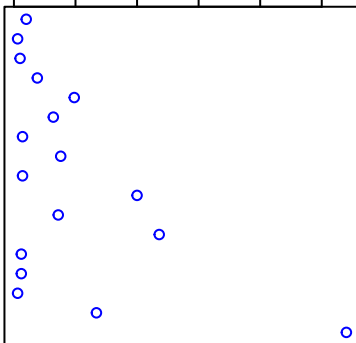

plots = number of plots sampled (number)

year = year sampled

Variable	Min	Median	Mean	Max	NAs
plots	3.000	19.000	45.647	270.000	0
year	1999.000	2000.000	2000.353	2001.000	0

# HF044-02 Plot 1

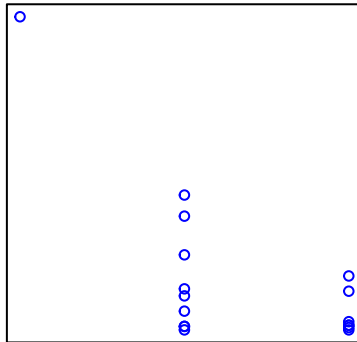
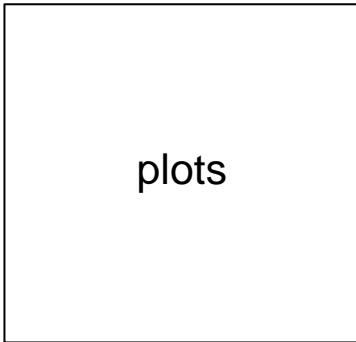
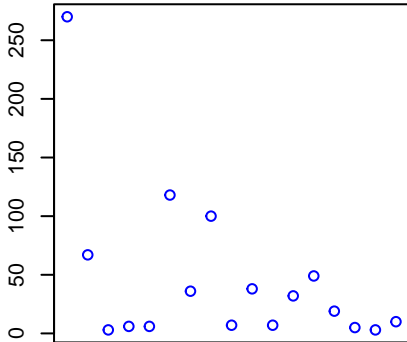
0 50 100 150 200 250



15

10

5


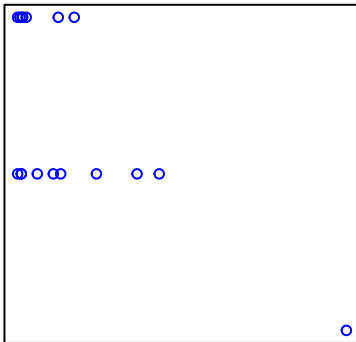
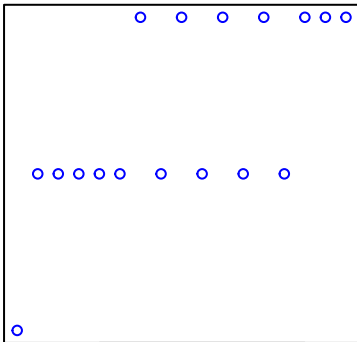


2001.0

2000.0

2000.0

1999.0



5

10

15

1999.0

2000.0

2001.0