

Harvard Forest Data Archive HF084-02

Data File:

Name = hf084-02-precipitation.csv

Description = precipitation

Rows = 7 Columns = 15

MD5 checksum = ad9b564d73319dda0cc6a5ff914e56bb

Variables:

start.date = start date of collection period

end.date = end date of collection period

hf.prec = total precipitation for sampling period at Harvard Forest,
MA (millimeter)

nh.prec = total precipitation for sampling period at New Haven, CT
(millimeter)

md.prec = total precipitation for sampling period at Middletown, CT
(millimeter)

hf.trunk = total throughfall amounts for site and canopy position
(millimeter)

hf.middle = total throughfall amounts for site and canopy position
(millimeter)

hf.periphery = total throughfall amounts for site and canopy
position (millimeter)

dh.trunk = total throughfall amounts for site and canopy position
(millimeter)

dh.middle = total throughfall amounts for site and canopy position
(millimeter)

dh.periphery = total throughfall amounts for site and canopy
position (millimeter)

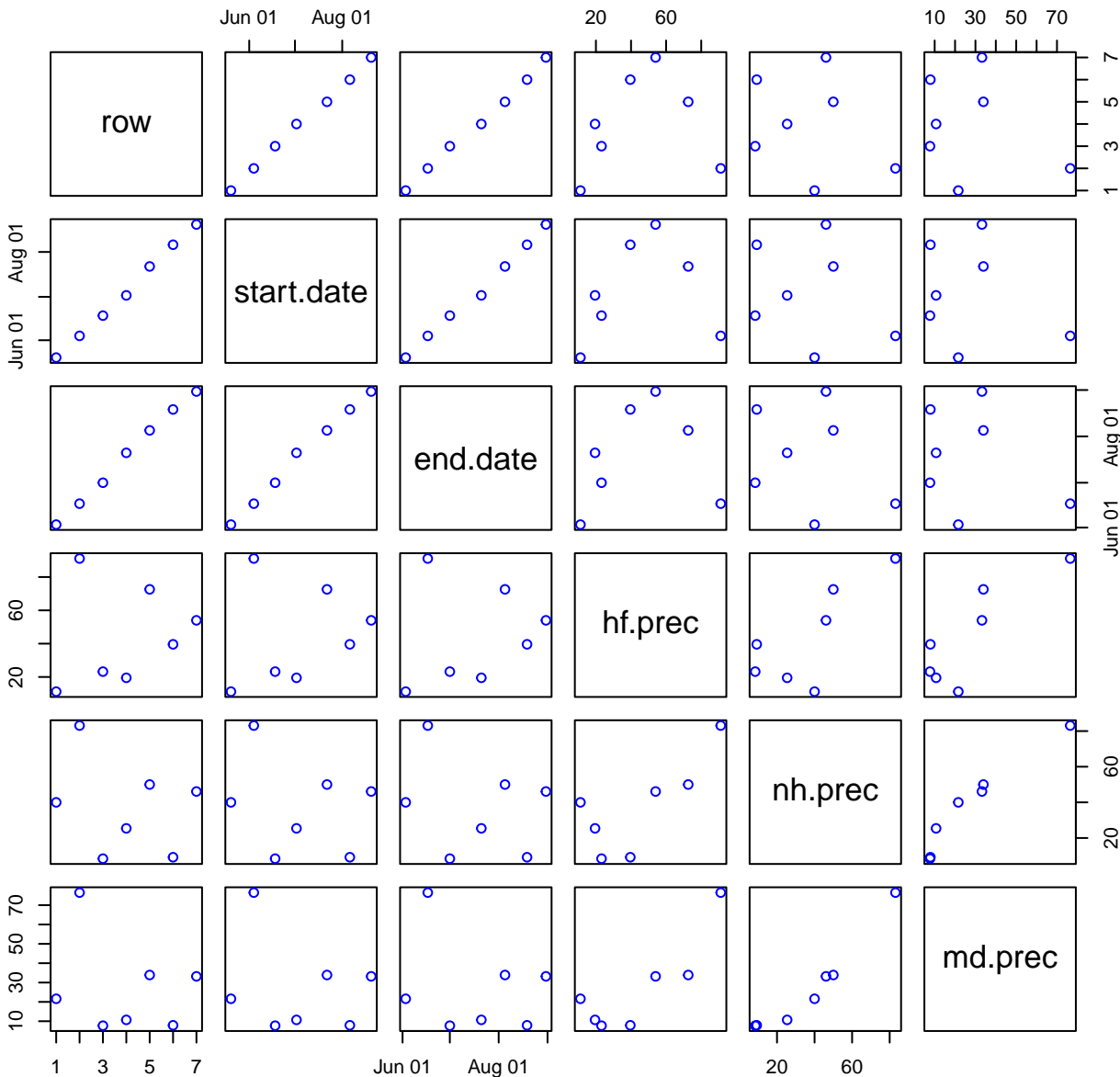
sn.trunk = total throughfall amounts for site and canopy position
(millimeter)

sn.middle = total throughfall amounts for site and canopy position
(millimeter)

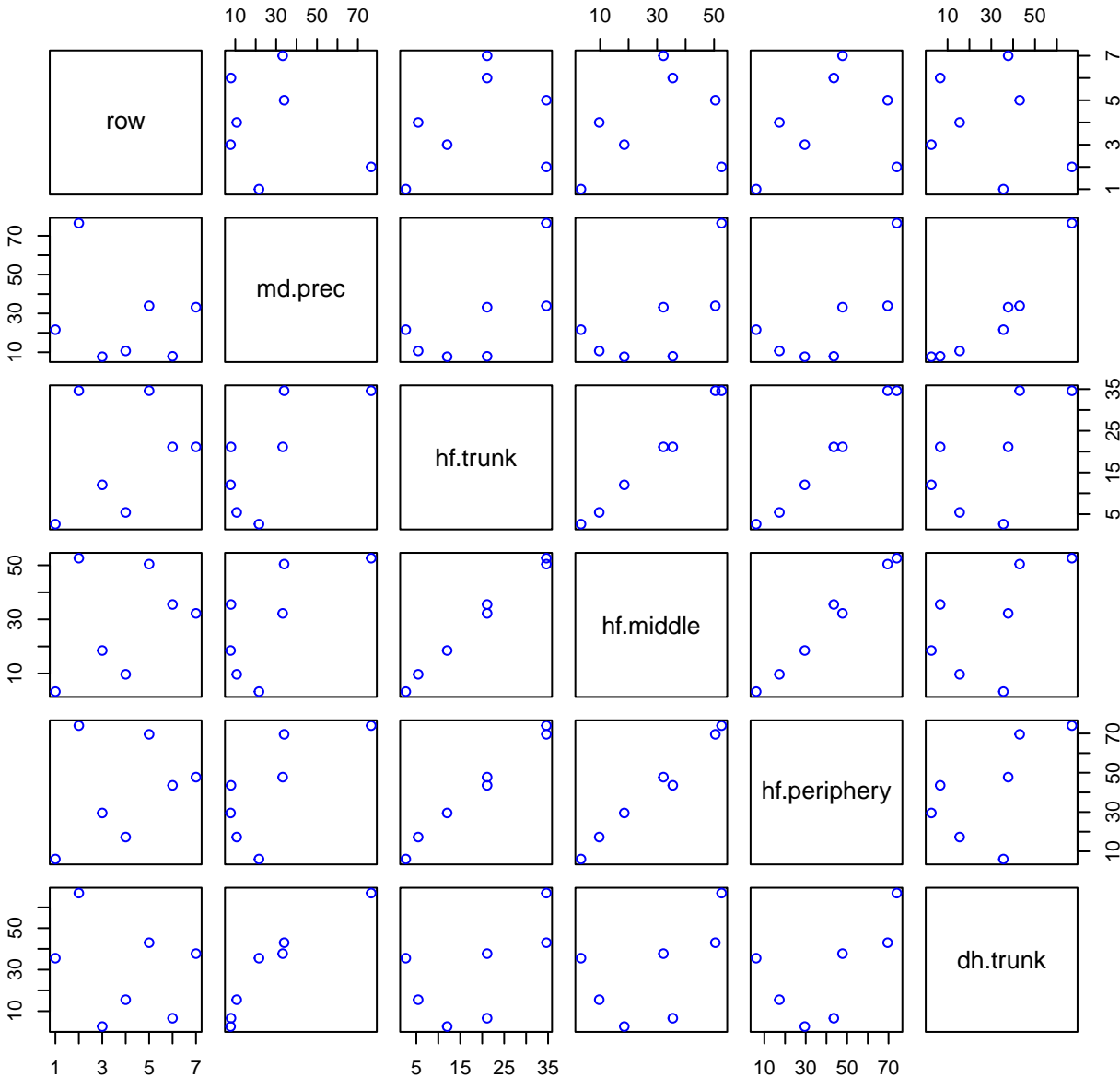
sn.periphery = total throughfall amounts for site and canopy
position (millimeter)

| Variable | Min | Median | Mean | Max | NAs |
|--------------|------------|------------|------------|------------|-----|
| start.date | 2002-05-20 | 2002-07-02 | 2002-07-04 | 2002-08-20 | 0 |
| end.date | 2002-06-03 | 2002-07-21 | 2002-07-18 | 2002-08-31 | 0 |
| hf.prec | 11.200 | 39.600 | 44.457 | 91.100 | 0 |
| nh.prec | 8.400 | 40.000 | 37.457 | 83.100 | 0 |
| md.prec | 7.700 | 21.600 | 27.357 | 76.500 | 0 |
| hf.trunk | 2.600 | 21.120 | 18.789 | 34.620 | 0 |
| hf.middle | 3.300 | 32.220 | 28.897 | 52.630 | 0 |
| hf.periphery | 6.060 | 43.590 | 41.110 | 74.000 | 0 |
| dh.trunk | 2.590 | 35.540 | 29.694 | 66.890 | 0 |
| dh.middle | 2.980 | 33.680 | 30.207 | 68.280 | 0 |
| dh.periphery | 4.140 | 37.840 | 33.670 | 79.470 | 0 |
| sn.trunk | 6.580 | 16.410 | 23.143 | 63.470 | 0 |
| sn.middle | 6.250 | 17.390 | 22.760 | 60.130 | 0 |
| sn.periphery | 6.950 | 18.860 | 25.480 | 69.600 | 0 |

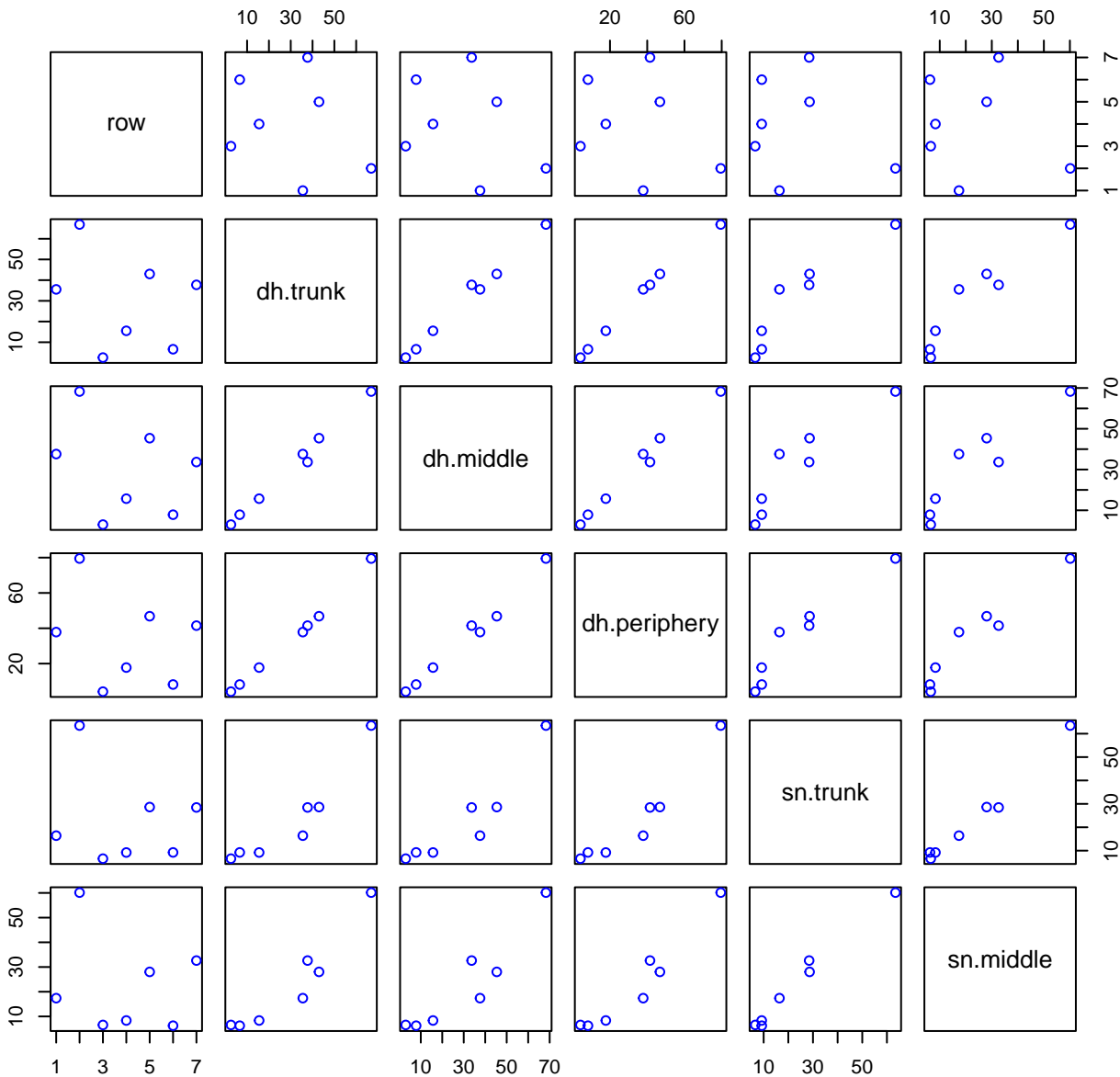
HF084-02 Plot 1



HF084-02 Plot 2



HF084-02 Plot 3



HF084-02 Plot 4

