

Harvard Forest Data Archive HF092-01

Data File:

Name = hf092-01-hydraulic.csv
Description = hydraulic data
Rows = 25 Columns = 27
MD5 checksum = 2511c91d10aeb1164725f84751f205cf

Variables:

date = date sample was analyzed
p2norm.resis = resistance of water flow from petiole 1 to petiole 2
normalized by leaf area of leaf #2. (MPa/kg/sec)*Area (m2) (number)
p2rllld = resistance of water flow from petiole 1 to petiole 2
normalized by leaf #2 area and distance between the two petioles
(MPa/kg/sec)*Area (m2)/distance (m) (number)
p2norm.conduct = conductance of water flow from petiole 1 to petiole
2 normalized by leaf area of leaf#2 (mmol/s/MPa/m2) (number)
p2kllld = conductance of water flow from petiole 1 to petiole 2
normalized by leaf #2 area and distance between the two petioles
(mmol/s/MPa/m) (number)
p3norm.resis = resistance of water flow from petiole 1 to petiole 3
normalized by leaf area of leaf #3 (MPa/kg/sec)*Area (m2) (number)
p3rllld = resistance of water flow from petiole 1 to petiole 3
normalized by leaf #3 area and distance between the two petioles
(MPa/kg/sec)*Area (m2)/distance (m) (number)
p3norm.conduct = conductance of water flow from petiole 1 to petiole
3 normalized by leaf area of leaf#3 (mmol/s/MPa/m2) (number)
p3kllld = conductance of water flow from petiole 1 to petiole 3
normalized by leaf #3 area and distance between the two petioles
(mmol/s/MPa/m) (number)
p4norm.resis = resistance of water flow from petiole 1 to petiole 4
normalized by leaf area of leaf #4 (MPa/kg/sec)*Area (m2) (number)
p4rllld = resistance of water flow from petiole 1 to petiole 4
normalized by leaf #4 area and distance between the two petioles
(MPa/kg/sec)*Area (m2)/distance (m) (number)
p4norm.conduct = conductance of water flow from petiole 1 to petiole
4 normalized by leaf area of leaf#4 (mmol/s/MPa/m2) (number)
p4kllld = conductance of water flow from petiole 1 to petiole 4
normalized by leaf #4 area and distance between the two petioles
(mmol/s/MPa/m) (number)
p5norm.resis = resistance of water flow from petiole 1 to petiole 5
normalized by leaf area of leaf #5 (MPa/kg/sec)*Area (m2) (number)
p5rllld = resistance of water flow from petiole 1 to petiole 5
normalized by leaf #5 area and distance between the two petioles.
(MPa/kg/sec)*Area (m2)/distance (m) (number)
p5norm.conduct = conductance of water flow from petiole 1 to petiole
5 normalized by leaf area of leaf#5 (mmol/s/MPa/m2) (number)
p5kllld = conductance of water flow from petiole 1 to petiole 5
normalized by leaf #5 area and distance between the two petioles
(mmol/s/MPa/m) (number)

p6norm.resis = resistance of water flow from petiole 1 to petiole 6
normalized by leaf area of leaf #6 (MPa/kg/sec)*Area (m2) (number)

p6.rlld = resistance of water flow from petiole 1 to petiole 6
normalized by leaf #6 area and distance between the two petioles
(MPa/kg/sec)*Area (m2)/distance (m) (number)

p6norm.conduct = conductance of water flow from petiole 1 to petiole
6 normalized by leaf area of leaf#6 (mmol/s/MPa/m2) (number)

k6rllld = conductance of water flow from petiole 1 to petiole 6
normalized by leaf #6 area and distance between the two petioles
(mmol/s/MPa/m) (number)

p2dye = percent of xylem traces entering petiole 2 with dye when
Safranin dye is applied through petiole 1 (dimensionless)

p3dye = percent of xylem traces entering petiole 3 with dye when
Safranin dye is applied through petiole 1 (dimensionless)

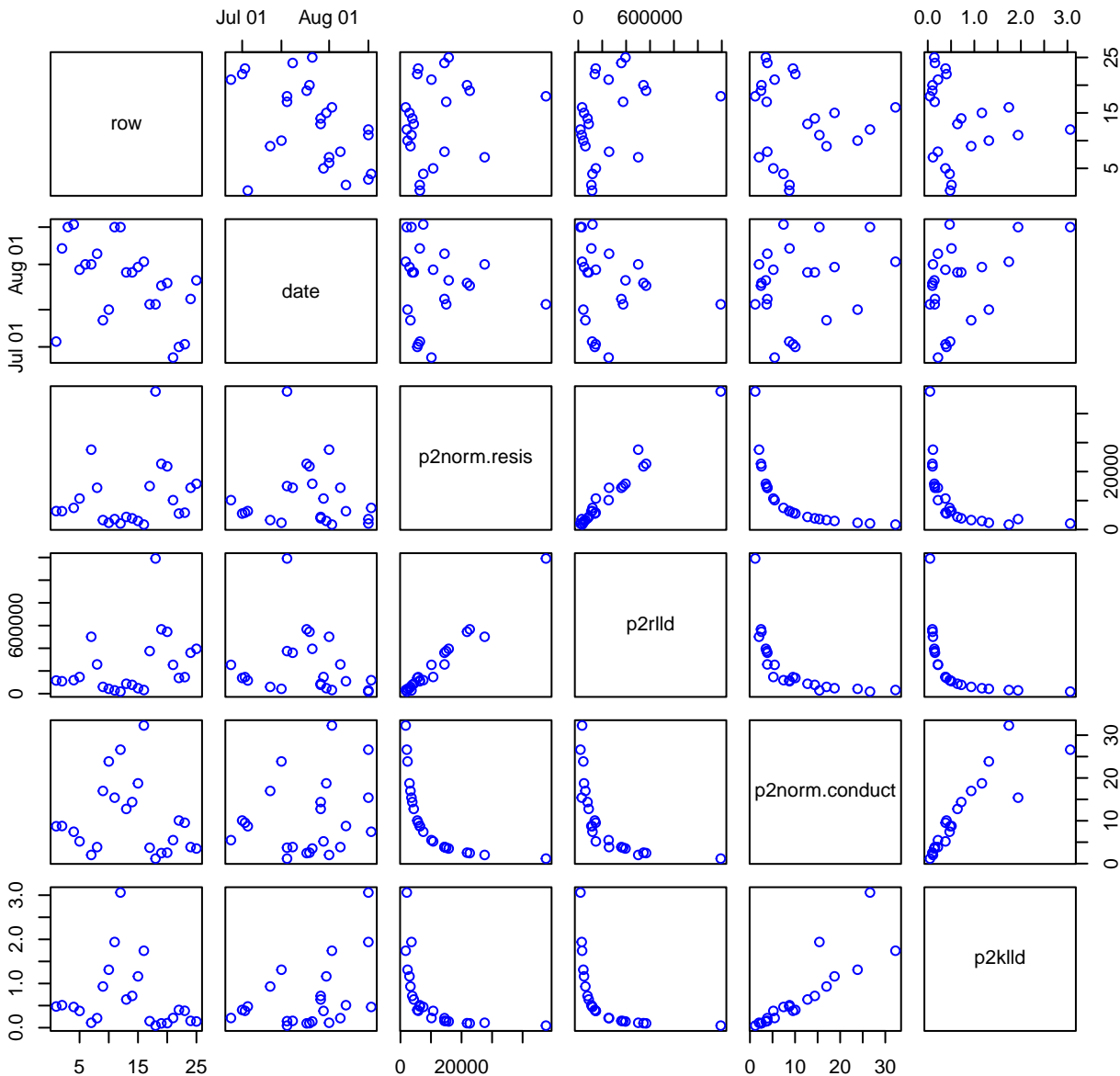
p4dye = percent of xylem traces entering petiole 4 with dye when
Safranin dye is applied through petiole 1 (dimensionless)

p5dye = percent of xylem traces entering petiole 5 with dye when
Safranin dye is applied through petiole 1 (dimensionless)

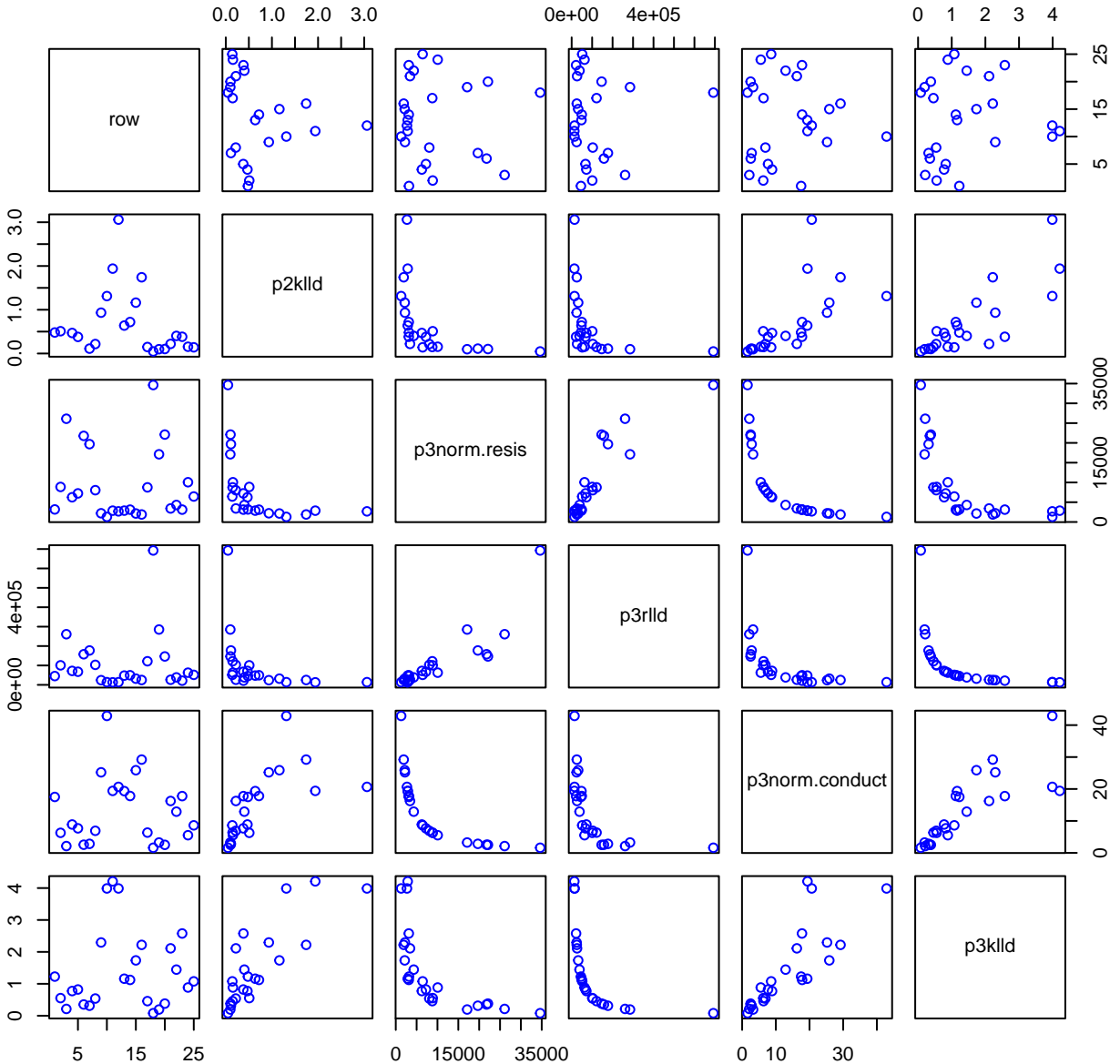
p6dye = percent of xylem traces entering petiole 6 with dye when
Safranin dye is applied through petiole 1 (dimensionless)

Variable	Min	Median	Mean	Max	NAs
date	2002-06-27	2002-07-29	2002-07-25	2002-08-16	0
p2norm.resis	1722.161	6368.777	11125.109	47639.134	2
p2rllld	18154	138029	243996	1190978	2
p2norm.condu	1.166	8.723	10.404	32.259	2
p2kllld	0.047	0.402	0.668	3.060	2
p3norm.resis	1295.624	6255.538	9206.800	34624.720	0
p3rllld	13195.703	51577.136	106038.542	692494.410	0
p3norm.condu	1.605	8.881	13.196	42.879	0
p3kllld	0.080	1.077	1.389	4.210	0
p4norm.resis	1539.863	5027.560	8806.550	41350.204	0
p4rllld	8853.267	45851.642	93951.686	827004.083	0
p4norm.condu	1.344	11.050	13.039	36.078	0
p4kllld	0.067	1.212	1.724	6.275	0
p5norm.resis	1908.461	6538.202	9593.137	38065.433	0
p5rllld	8091.476	36286.063	67382.021	364624.503	0
p5norm.condu	1.459	8.497	11.368	29.110	0
p5kllld	0.152	1.531	2.160	6.866	0
p6norm.resis	1559.134	5579.184	9601.001	56290.612	0
p6.rllld	5848.972	22867.125	75571.605	866009.408	0
p6norm.condu	0.987	9.958	12.913	35.632	0
k6rllld	0.064	2.429	2.564	9.498	0
p2dye	0.000	0.452	0.484	1.000	19
p3dye	0.174	0.667	0.696	1.000	19
p4dye	0.667	0.928	0.865	1.000	19
p5dye	0.000	0.548	0.572	1.000	19
p6dye	0.000	1.000	0.778	1.000	19

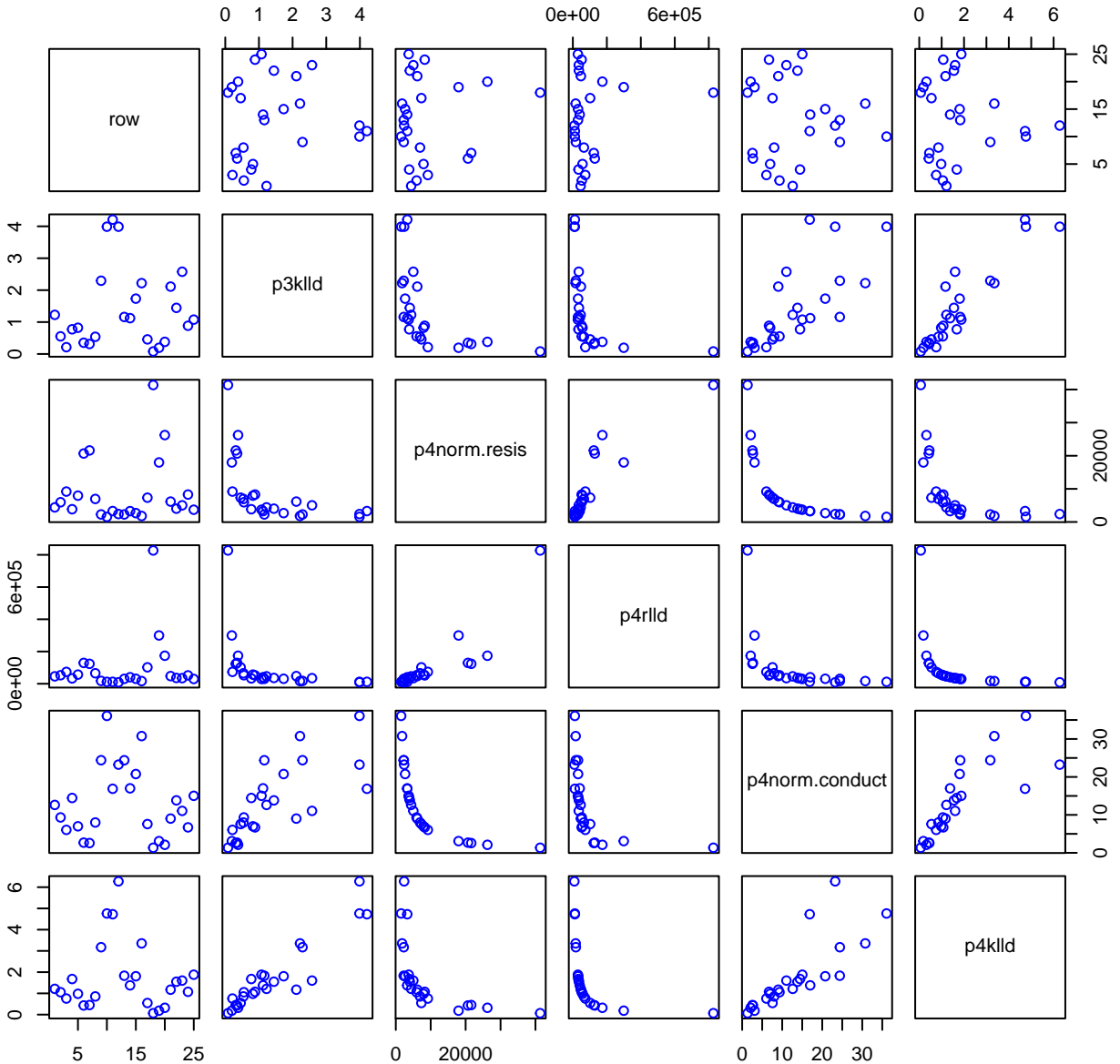
HF092-01 Plot 1



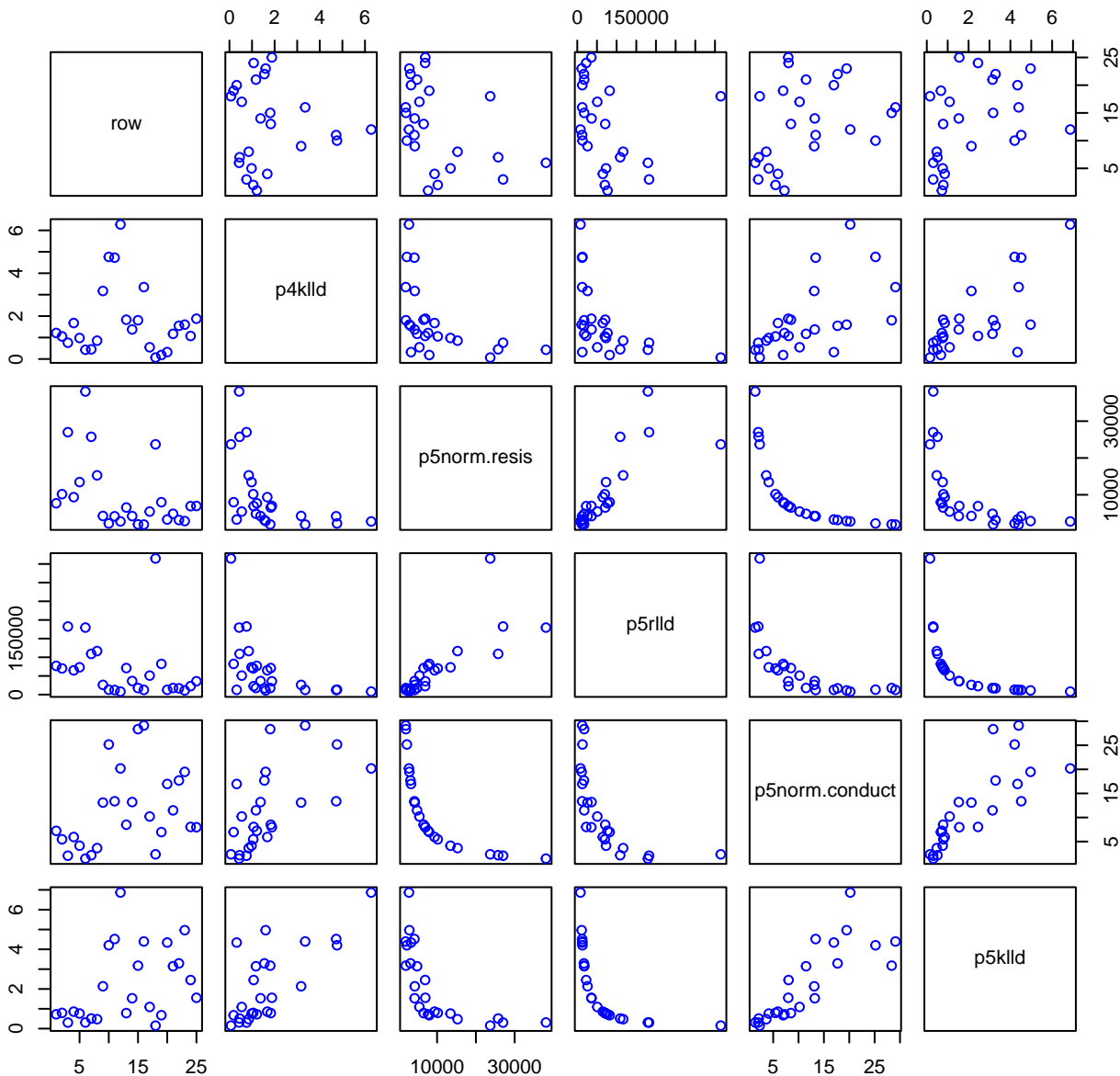
HF092-01 Plot 2



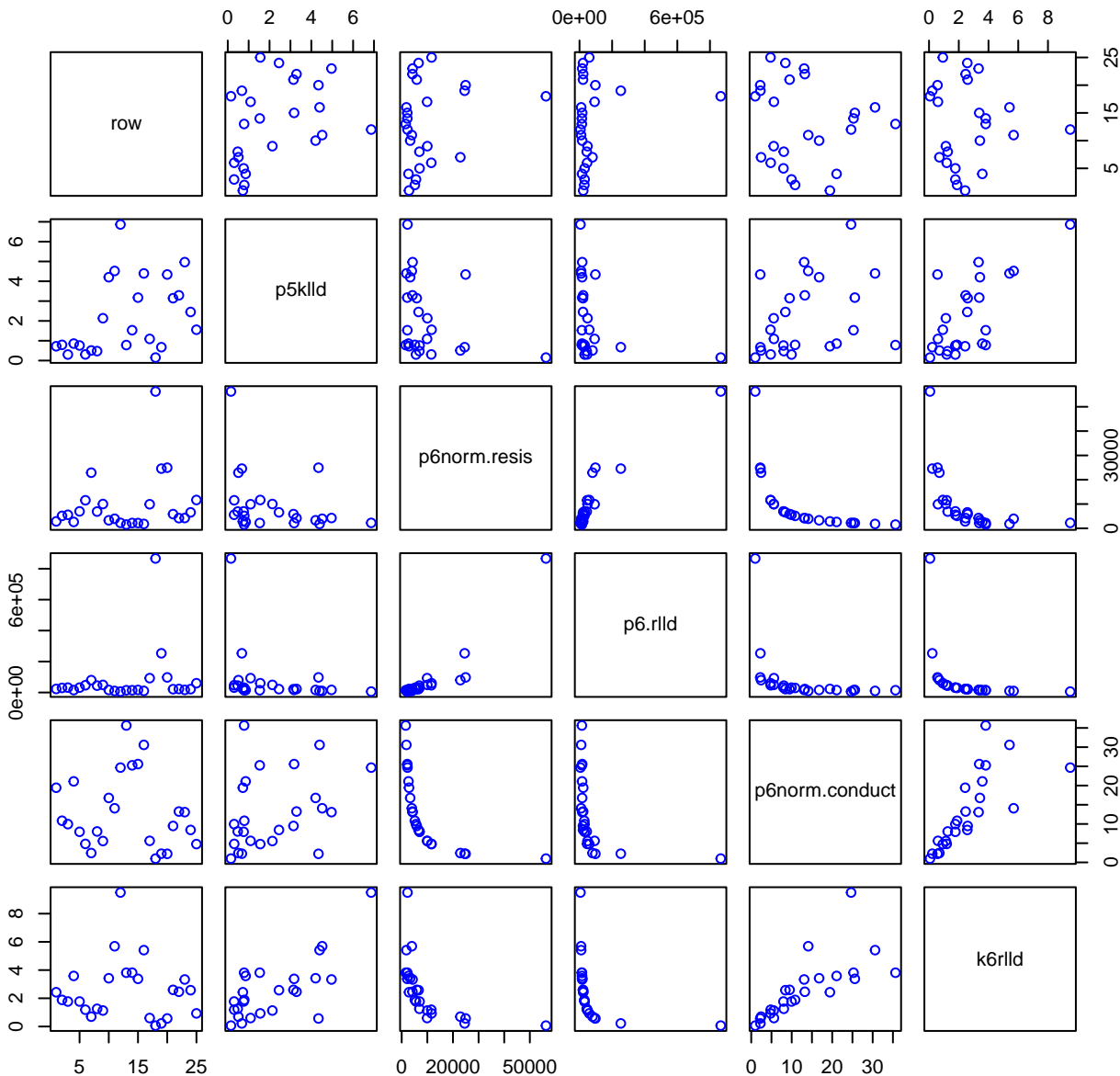
HF092-01 Plot 3



HF092-01 Plot 4



HF092-01 Plot 5



HF092-01 Plot 6

