

Harvard Forest Data Archive HF096-02

Data File:

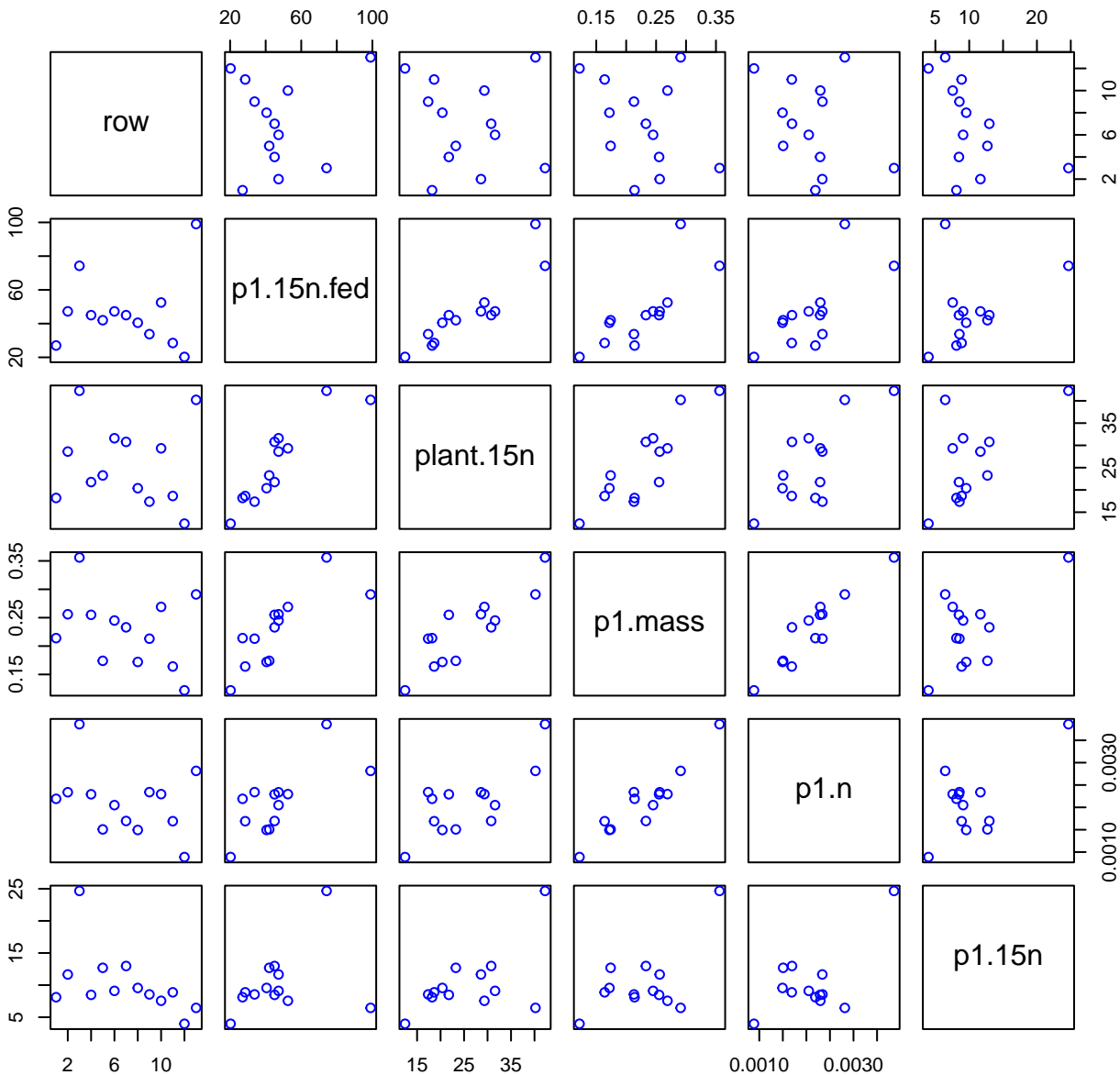
Name = hf096-02-exp2.csv
Description = experiment two
Rows = 13 Columns = 24
MD5 checksum = c9759b4842e04cc5f1728e011d661ed9

Variables:

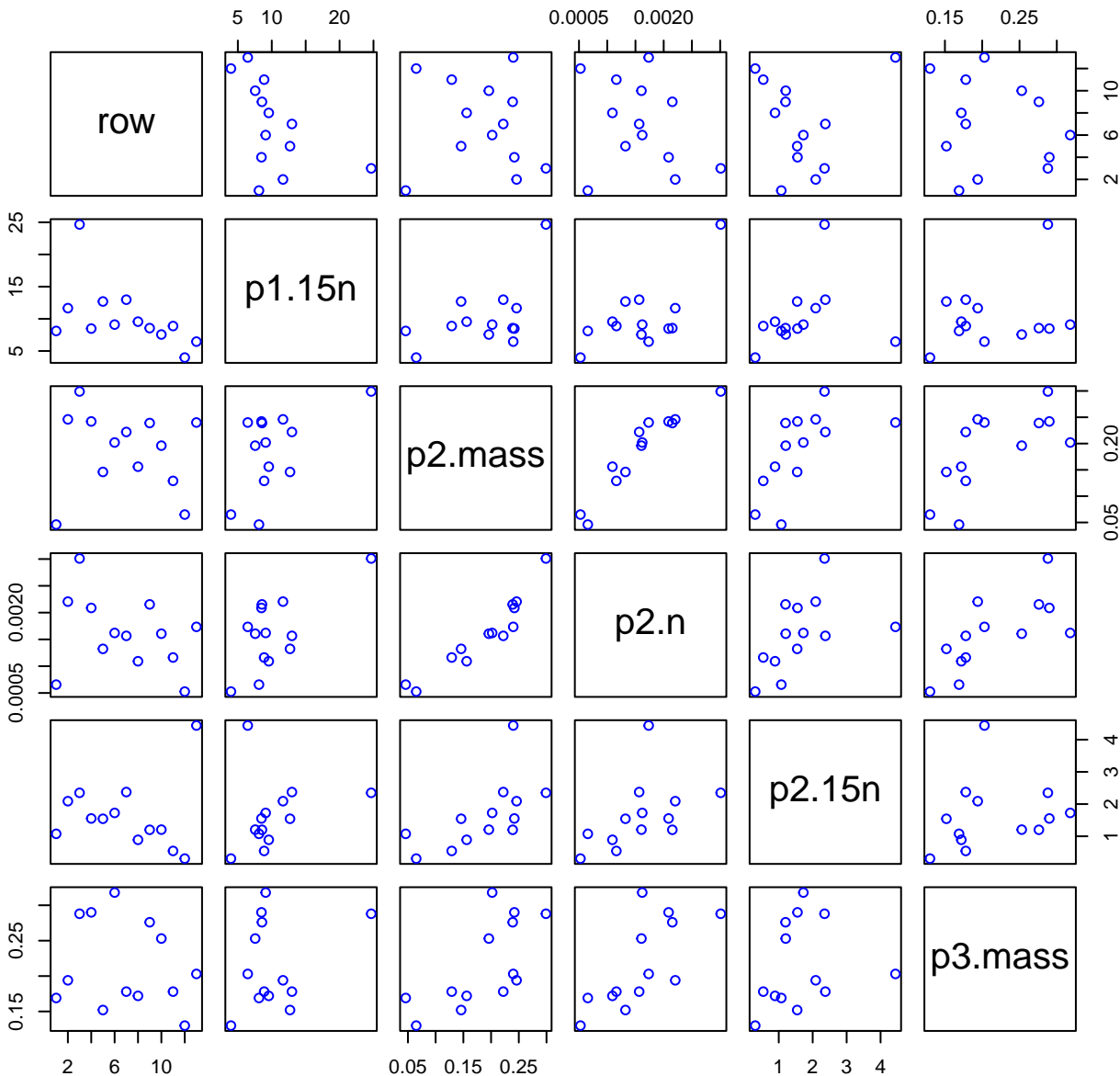
p1.15n.fed = ug of 15N tracer fed to first pitchers (microgram)
plant.15n = ug of 15N tracer within entire plant (microgram)
p1.mass = biomass of first pitcher in g (gram)
p1.n = mg of N in first pitcher (milligram)
p1.15n = ug of 15N tracer in first pitcher (microgram)
p2.mass = biomass of second pitcher in g (gram)
p2.n = mg of N in second pitcher (milligram)
p2.15n = ug of 15N tracer in second pitcher (microgram)
p3.mass = biomass of third pitcher in g (gram)
p3.n = mg of N in third pitcher (milligram)
p3.15n = ug of 15N tracer in third pitcher (microgram)
p4.mass = biomass of fourth pitcher in g (gram)
p4.n = mg of N in fourth pitcher (milligram)
p4.15n = ug of 15N tracer in fourth pitcher (microgram)
p5.mass = biomass of fifth pitcher in g (gram)
p5.n = mg of N in fifth pitcher (milligram)
p5.15n = ug of 15N tracer in fifth pitcher (microgram)
rt.mass = biomass of root system in g (gram)
rt.n = mg of N in root system (milligram)
rt.15n = ug of 15N tracer in root system (microgram)
rh.mass = biomass of rhizome in g (gram)
rh.n = mg of N in rhizome (milligram)
rh.15n = mg of 15N tracer in rhizome (milligram)

Variable	Min	Median	Mean	Max	NAs
p1.15n.fed	20.250	45.000	46.327	99.000	0
plant.15n	12.434	23.253	25.754	42.251	0
p1.mass	0.122	0.233	0.228	0.356	0
p1.n	0.001	0.002	0.002	0.004	0
p1.15n	3.981	8.879	10.205	24.663	0
p2.mass	0.046	0.202	0.187	0.299	0
p2.n	0.001	0.002	0.002	0.003	0
p2.15n	0.307	1.544	1.638	4.439	0
p3.mass	0.130	0.194	0.215	0.318	0
p3.n	0.001	0.002	0.002	0.004	0
p3.15n	1.709	4.175	5.591	13.417	0
p4.mass	0.110	0.197	0.185	0.268	4
p4.n	0.001	0.002	0.002	0.003	4
p4.15n	1.814	4.198	5.432	10.836	4
p5.mass	0.088	0.129	0.121	0.140	9
p5.n	0.001	0.001	0.001	0.001	9
p5.15n	1.961	3.515	4.518	9.080	9
rt.mass	0.078	0.105	0.127	0.232	0
rt.n	0.000	0.001	0.001	0.002	0
rt.15n	0.388	0.743	0.945	2.222	1
rh.mass	0.040	0.082	0.084	0.181	0
rh.n	0.000	0.001	0.001	0.001	0
rh.15n	0.226	0.644	0.724	1.945	0

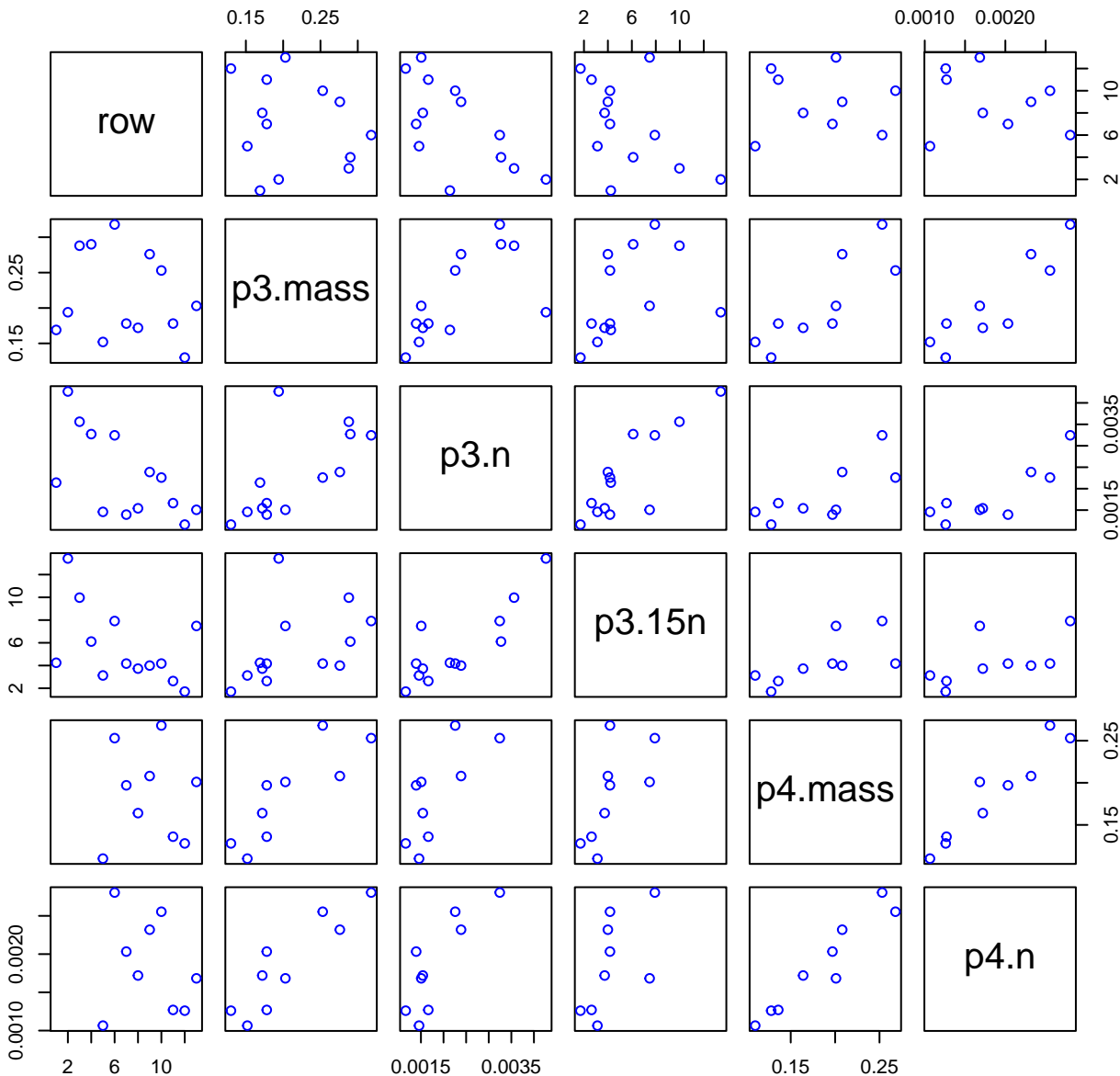
HF096-02 Plot 1



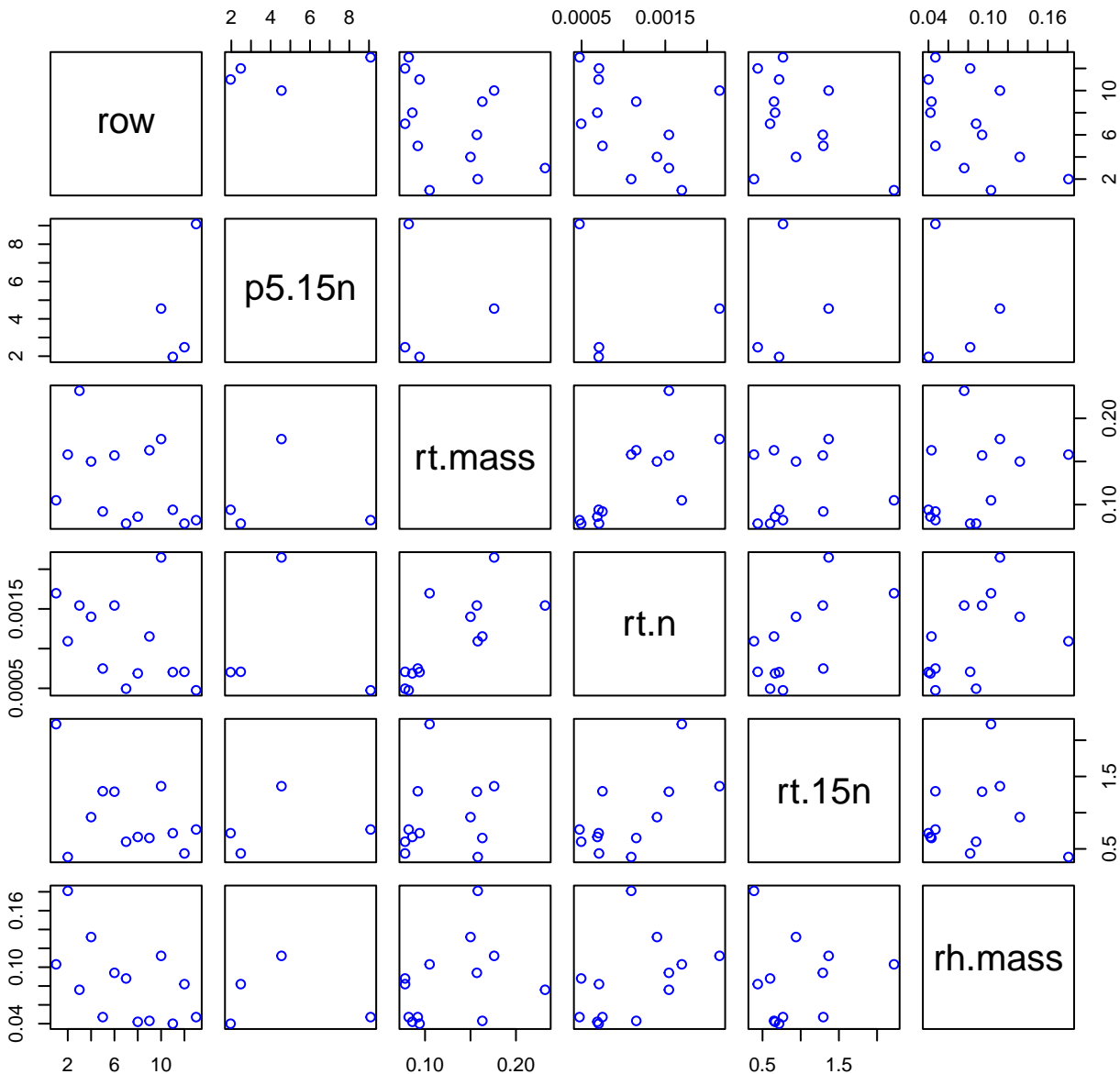
HF096-02 Plot 2



HF096-02 Plot 3



HF096-02 Plot 5



HF096-02 Plot 6

