

Harvard Forest Data Archive HF113-27

Data File:

Name = hf113-27-hf-phenology.csv

Description = HF plant phenology

Rows = 2175 Columns = 7

MD5 checksum = 9575f001907a37021f17c5c55fd6449e

Variables:

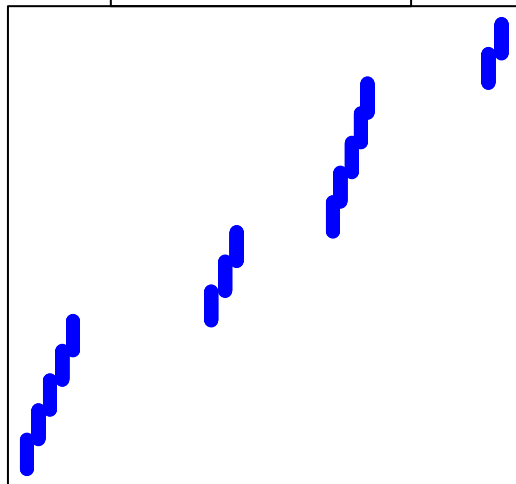

date = date

Variable	Min	Median	Mean	Max	NAs
date	2010-09-21	2011-06-03	2011-06-12	2012-04-20	0

HF113-27 Plot 1

2011

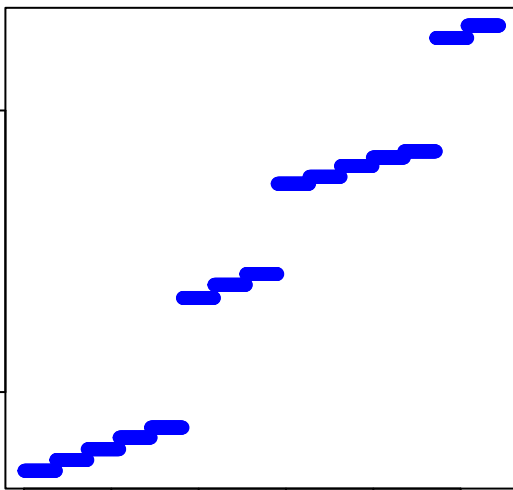
2012



0
200
400
600
800
1000

2012

2011



0
200
400
600
800
1000

