

Harvard Forest Data Archive HF159-06

Data File:

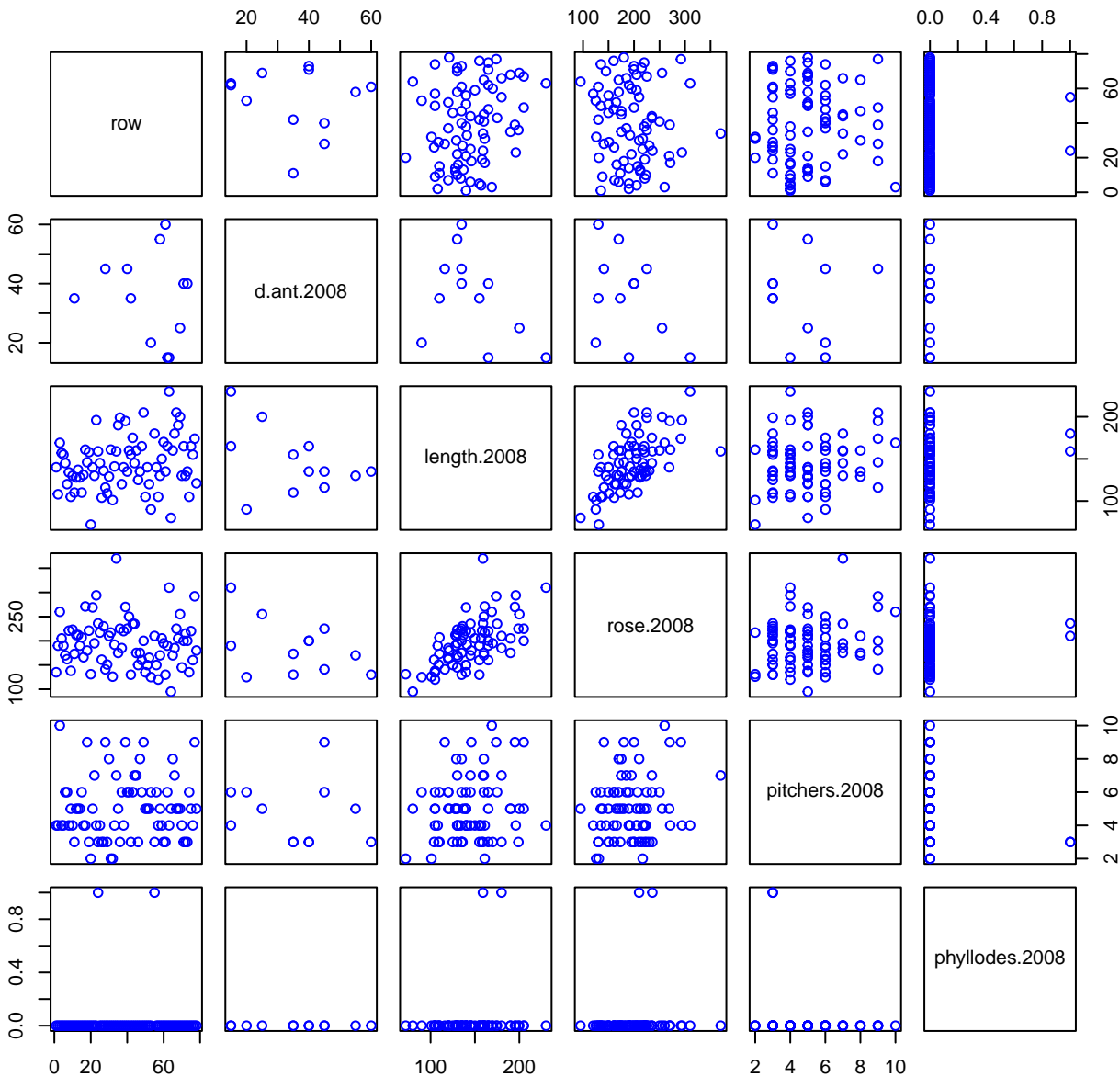
Name = hf159-06-MAPPexp3.csv
Description = MAPP experiment 3
Rows = 78 Columns = 31
MD5 checksum = da3c7948e853d6e8ae8c1e03b00c3dd7

Variables:

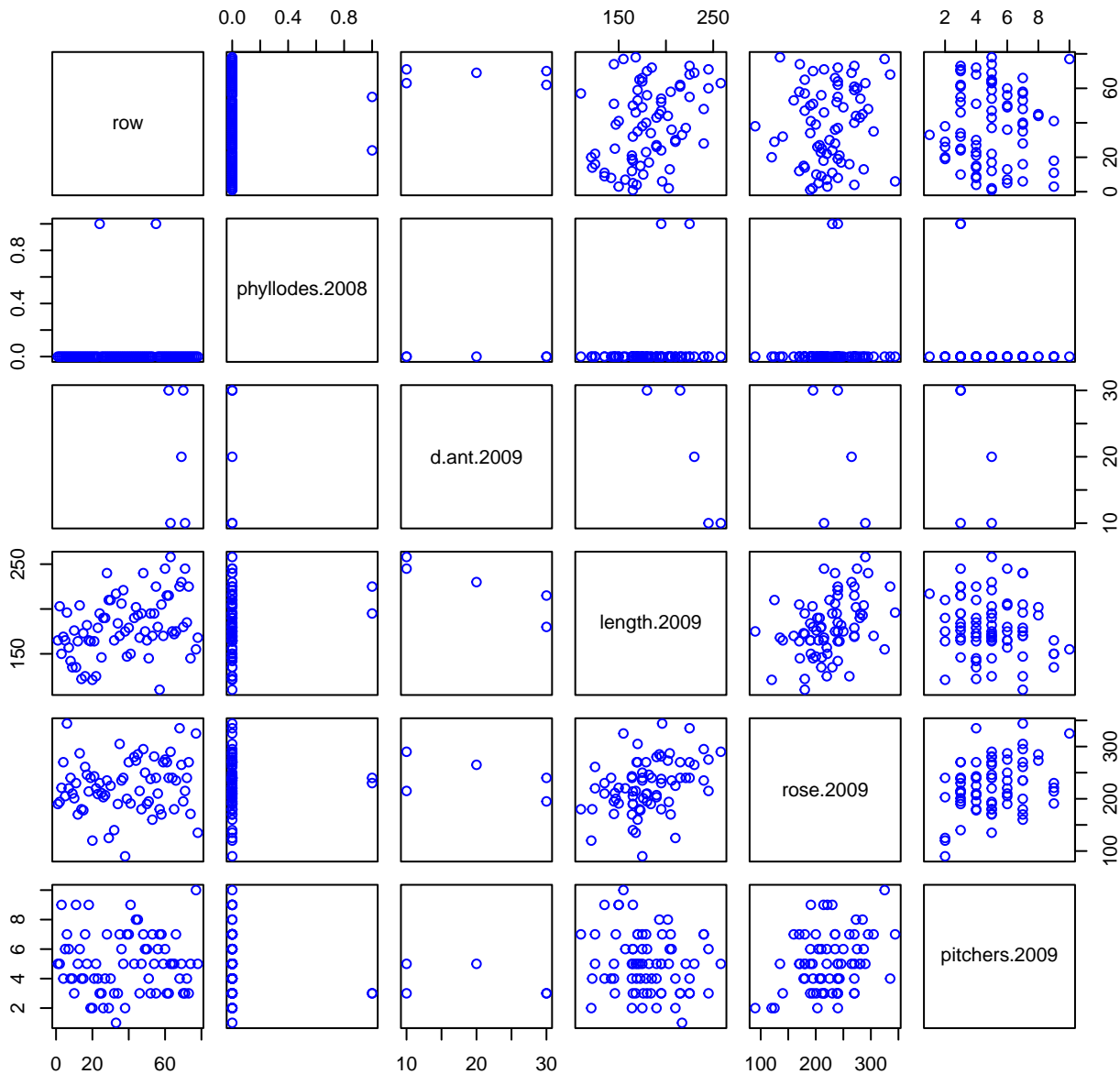
d.ant.2008 = distance to ant nest from plant in July 2008
(centimeter)
length.2008 = length of longest pitcher in September 2008
(millimeter)
rose.2008 = rosette diameter in September 2008. If pitchers.2008 +
phyllodes.2008 = 1, then rose.2008 = NA (millimeter)
pitchers.2008 = number of pitchers present in September 2008
(number)
phyllodes.2008 = number of phyllodes (flattened pitchers) present in
September 2008 (number)
d.ant.2009 = distance to ant nest from plant in July 2009
(centimeter)
length.2009 = length of longest pitcher in September 2009
(millimeter)
rose.2009 = rosette diameter in September 2009. If pitchers.2009 +
phyllodes.2009 = 1, then rose.2009 = NA (millimeter)
pitchers.2009 = number of pitchers present in September 2009
(number)
phyllodes.2009 = number of phyllodes (flattened pitchers) present in
September 2009 (number)
d.ant.2010 = distance to ant nest from plant in July 2010
(centimeter)
length.2010 = length of longest pitcher in September 2010
(millimeter)
rose.2010 = rosette diameter in September 2010. If pitchers.2010 +
phyllodes.2010 = 1, then rose.2010 = NA (millimeter)
pitchers.2010 = number of pitchers present in September 2010
(number)
phyllodes.2010 = number of phyllodes (flattened pitchers) present in
September 2010 (number). In 2010, always = 0 (number)
pitchermass.2010 = total dry mass of all pitchers harvested in
September 2010 (gram)

Variable	Min	Median	Mean	Max	NAs
d.ant.2008	15.000	37.500	35.833	60.000	66
length.2008	72.000	140.000	144.532	230.000	1
rose.2008	95.000	192.000	194.974	370.000	1
pitchers.200	2.000	5.000	5.000	10.000	1
phyllodes.20	0.000	0.000	0.026	1.000	1
d.ant.2009	10.000	20.000	20.000	30.000	73
length.2009	110.000	176.000	180.986	258.000	5
rose.2009	90.000	223.000	224.764	344.000	6
pitchers.200	1.000	5.000	5.000	10.000	5
phyllodes.20	0.000	0.000	0.027	2.000	5
d.ant.2010	10.000	20.000	23.889	50.000	69
length.2010	9.500	18.500	18.461	27.000	14
rose.2010	8.000	21.000	21.641	39.000	14
pitchers.201	2.000	5.000	4.906	10.000	14
phyllodes.20	0.000	0.000	0.000	0.000	14
pitchermass.	0.130	3.650	4.027	14.310	14

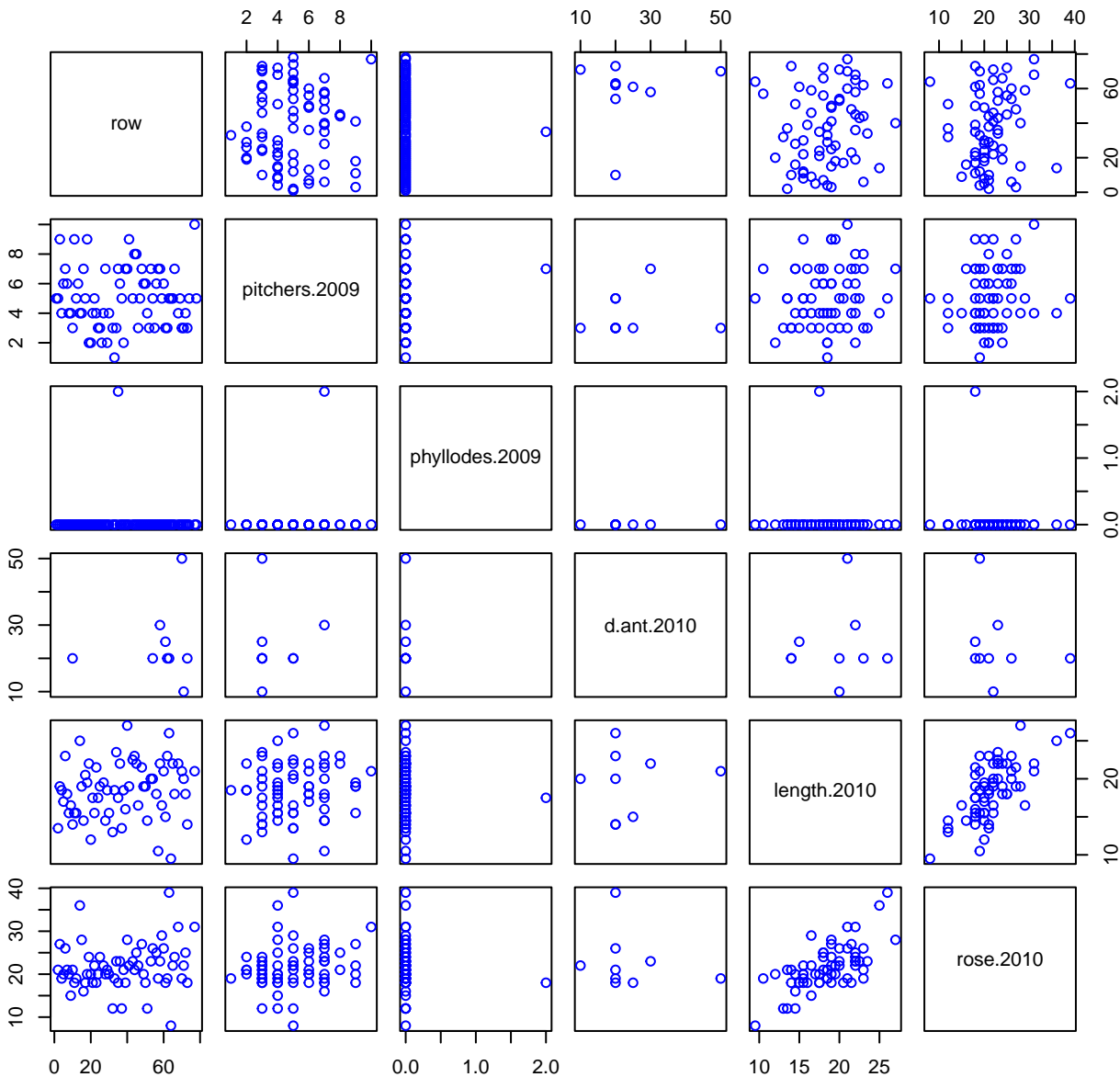
HF159-06 Plot 1



HF159-06 Plot 2



HF159-06 Plot 3



HF159-06 Plot 4

