

Harvard Forest Data Archive HF196-02

Data File:

Name = hf196-02-soils.csv

Description = soils

Rows = 317 Columns = 24

MD5 checksum = d0928d4da4fb8478885040d73c3a82de

Variables:

tec = total exchange capacity (me/100g) (dimensionless)

ph = soil ph (dimensionless)

org.mat = percent organic matter (dimensionless)

sol.s = soluble sulfur (ppm) (dimensionless)

p = phosphorus (ppm) (dimensionless)

ca = calcium (ppm) (dimensionless)

mg = magnesium (ppm) (dimensionless)

k = potassium (dimensionless)

na = sodium (ppm) (dimensionless)

base.sat = percent base saturation (dimensionless)

b = boron (ppm) (dimensionless)

fe = iron (ppm) (dimensionless)

mn = manganese (ppm) (dimensionless)

cu = copper (ppm) (dimensionless)

zn = zinc (ppm) (dimensionless)

al = aluminum (ppm) (dimensionless)

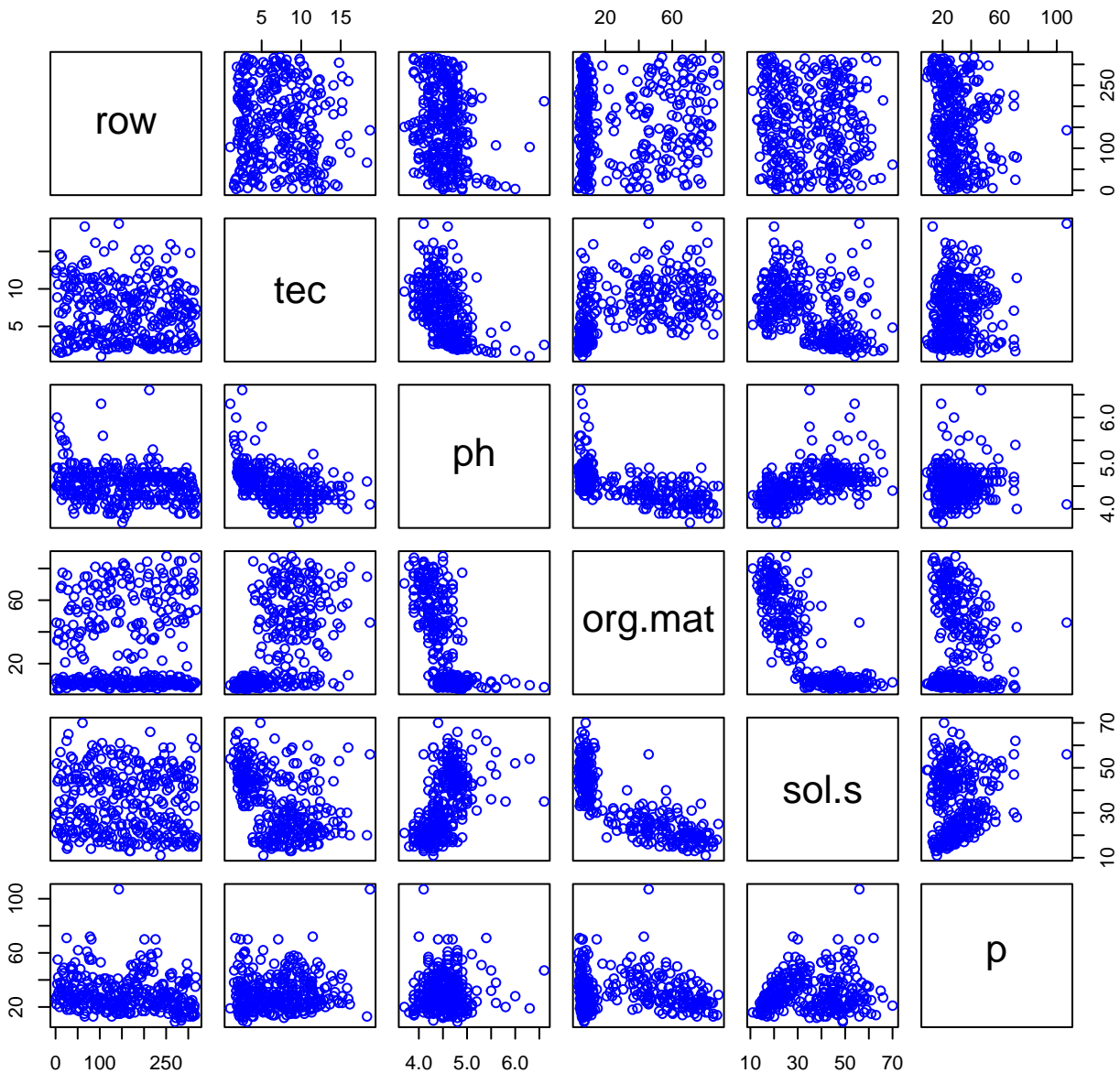
sand = percent sand (dimensionless)

silt = percent silt (dimensionless)

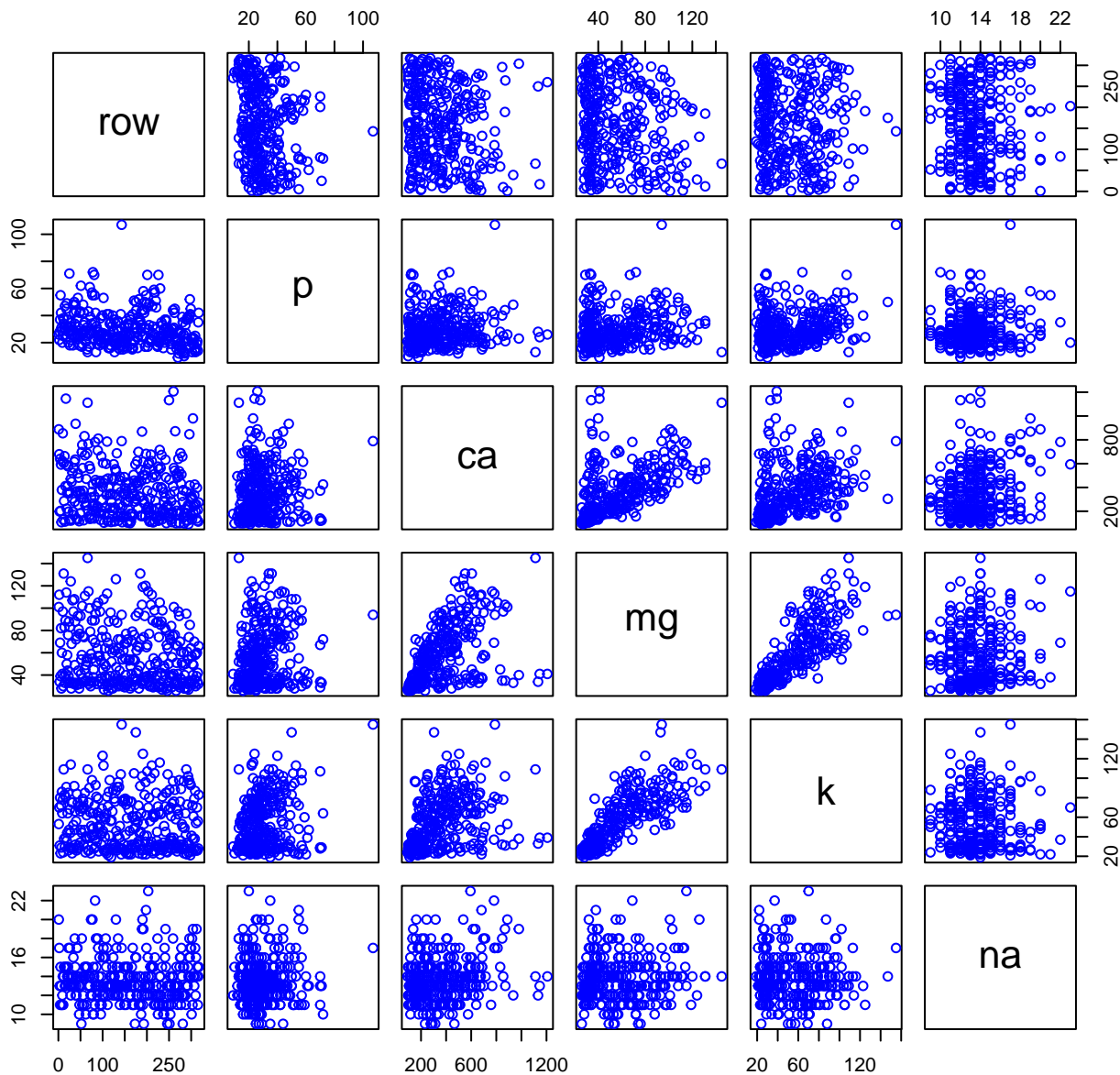
clay = percent clay (dimensionless)

Variable	Min	Median	Mean	Max	NAs
tec	1.020	6.590	6.953	18.700	0
ph	3.700	4.500	4.548	6.600	0
org.mat	3.960	14.810	31.806	87.570	0
sol.s	11.000	34.000	34.798	70.000	0
p	9.000	27.000	30.227	107.000	0
ca	92.000	318.000	361.221	1207.000	0
mg	26.000	50.000	56.599	145.000	0
k	19.000	48.000	54.287	155.000	0
na	9.000	13.000	13.653	23.000	0
base.sat	22.000	36.620	37.919	89.150	0
b	0.150	0.360	0.385	1.090	0
fe	25.000	107.000	118.435	360.000	0
mn	0.000	14.000	23.539	174.000	0
cu	0.370	0.960	1.130	11.440	0
zn	0.900	2.750	3.582	19.190	0
al	97.000	1151.000	973.091	1835.000	0
sand	32.810	55.190	55.314	77.270	158
silt	11.930	38.700	37.754	65.500	158
clay	0.620	7.520	6.932	16.190	158

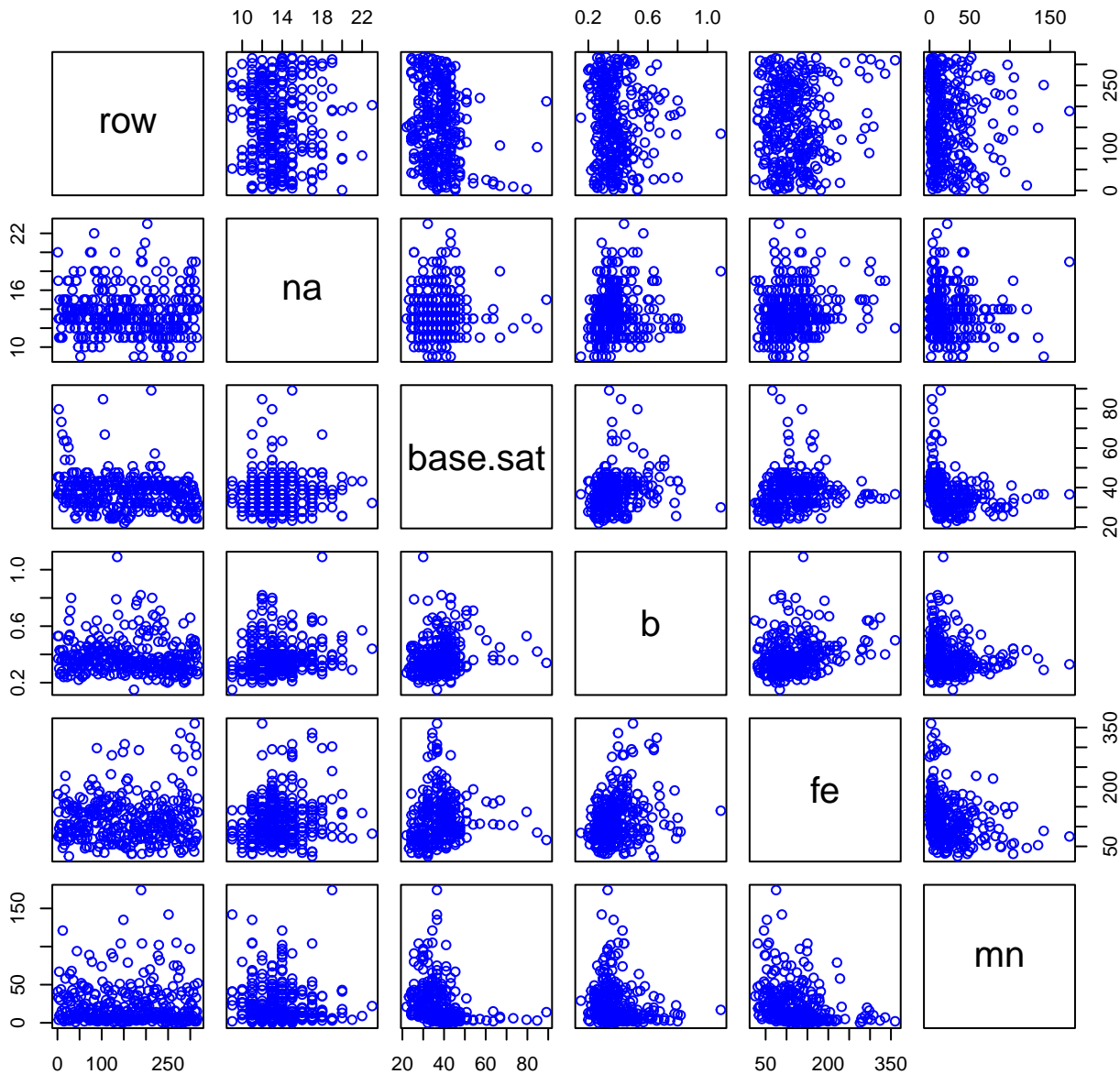
HF196-02 Plot 1



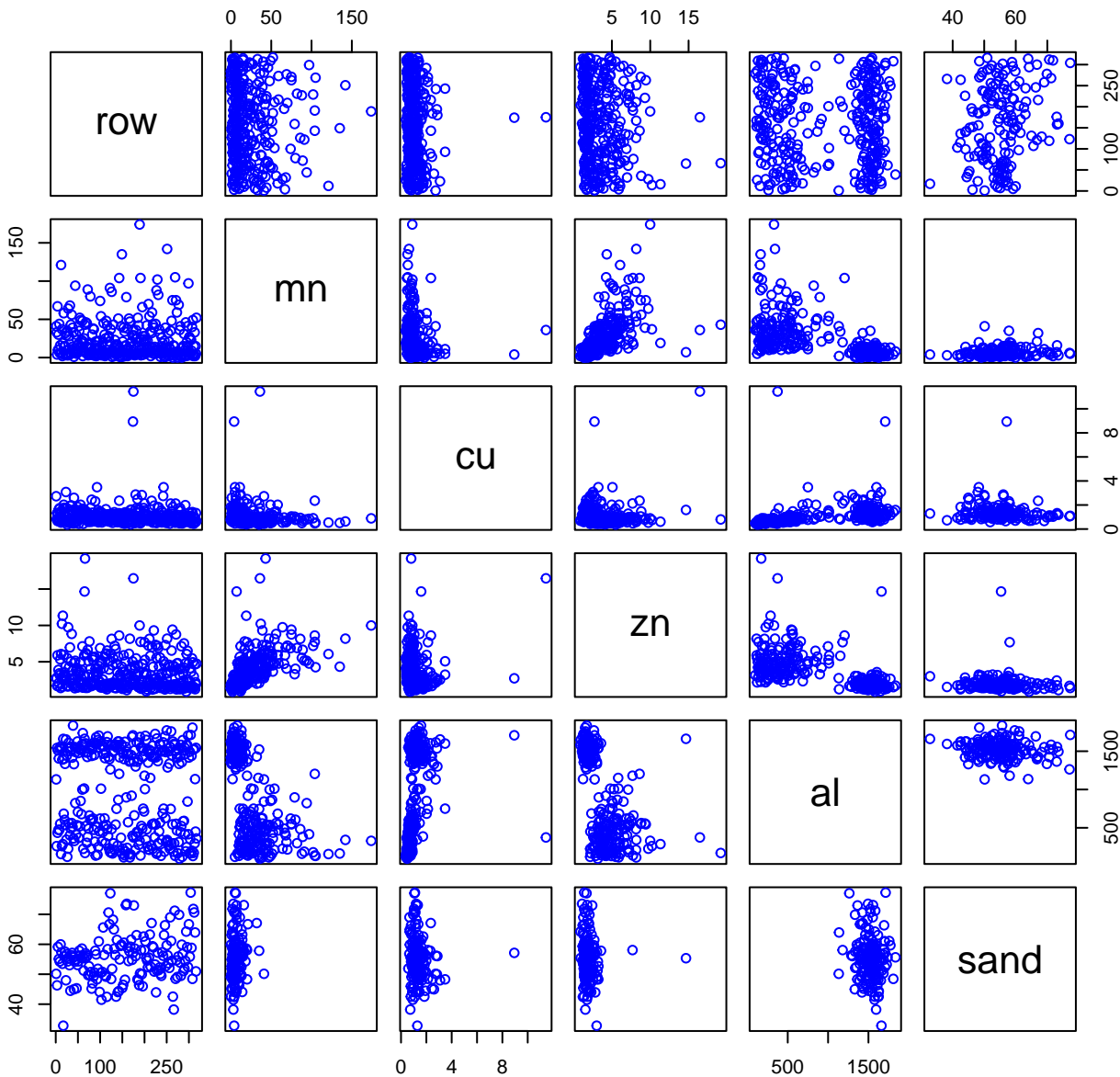
HF196-02 Plot 2



HF196-02 Plot 3



HF196-02 Plot 4



HF196-02 Plot 5

