

Harvard Forest Data Archive HF209-10

Data File:

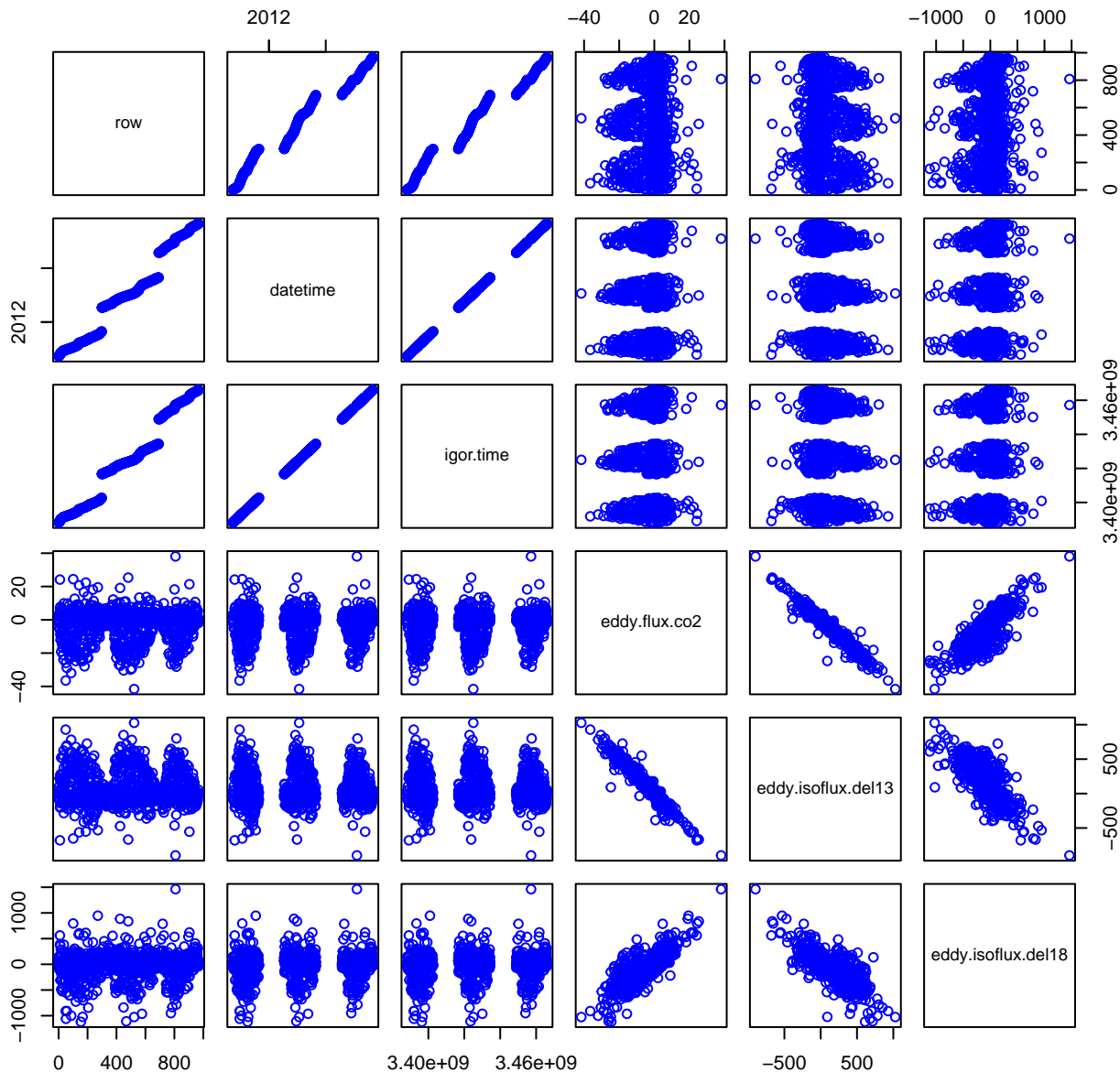
Name = hf209-10-gc-filtered.csv
Description = quality control filtered data
Rows = 10637 Columns = 20
MD5 checksum = c03a460639e0573bc86e1a86c406a3a0

Variables:

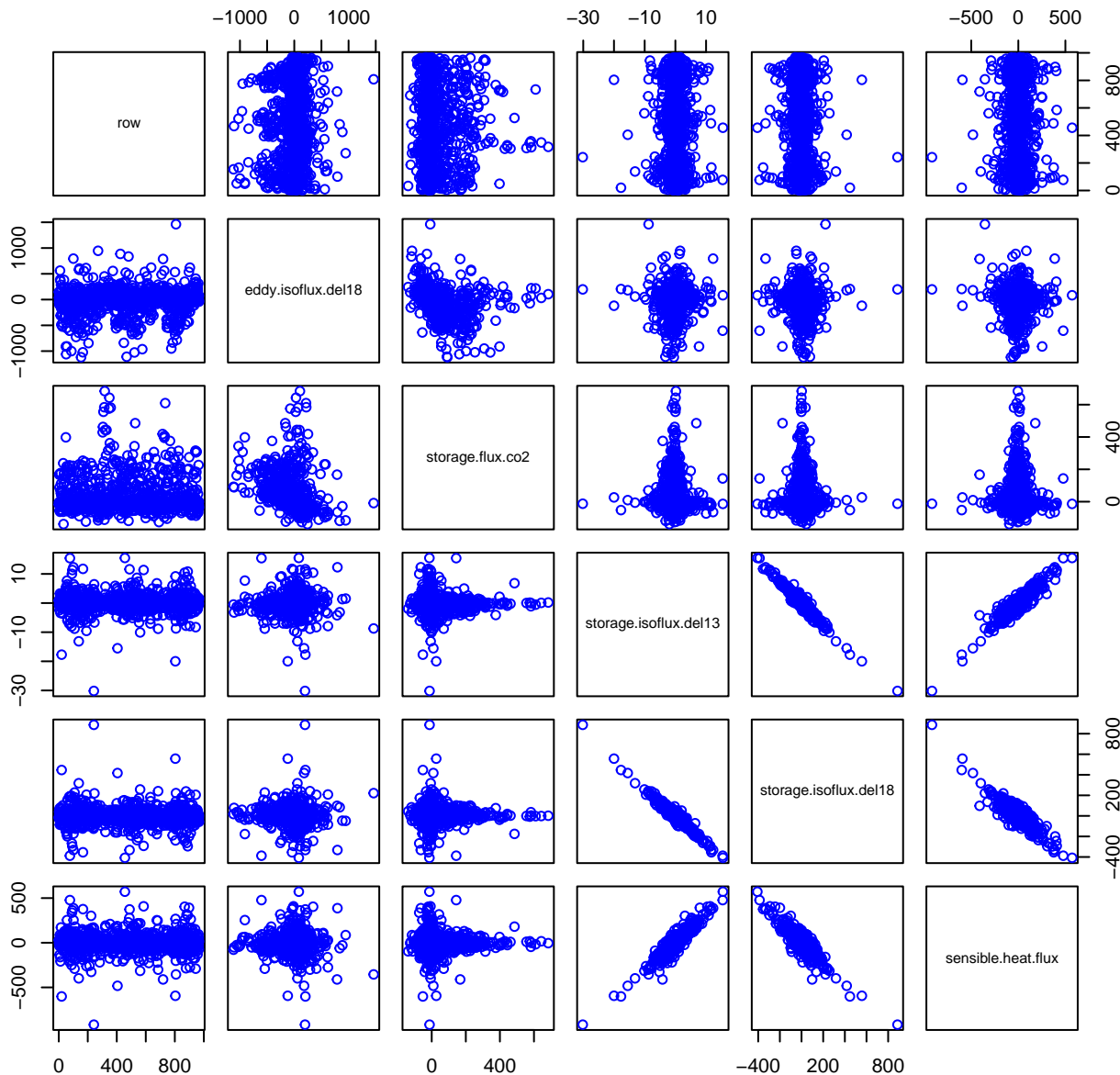
datetime = date and time stamp, mean value for the eddy flux
integration
period
igor.time = redundant date and time stamp, used by the Igor
programming language
(seconds since the start of January 1, 1904) (second)
eddy.flux.co2 = CO2 eddy flux past the sensor at 29m, corrected for
high frequency signal
attenuation (micromolePerMeterSquaredPerSecond)
eddy.isoflux.dell3 = 13C-CO2 eddy isoflux past the sensor at 29m
(permil umol/m2/s), corrected
for high frequency signal attenuation
(dimensionless)
eddy.isoflux.dell8 = 18O-CO2 eddy isoflux past the sensor at 29m
(permil umol/m2/s), corrected
for high frequency signal attenuation
(dimensionless)
storage.flux.co2 = CO2 storage flux, i.e. the increase in CO2
storage below
29m (micromolePerMeterSquaredPerSecond)
storage.isoflux.dell3 = 13C-CO2 storage isoflux, i.e. the increase
in 13C-CO2 isostorage below 29m
(permil umol/m2/s) (dimensionless)
storage.isoflux.dell8 = 18O-CO2 storage isoflux, i.e. the increase
in 18O-CO2 isostorage below 29m
(permil umol/m2/s) (dimensionless)
sensible.heat.flux = sensible heat flux past the sensor at 29m
(wattPerMeterSquared)
airt = air temperature (celsius)
airp = air pressure (pascal)
rh = relative humidity (%) (dimensionless)
dry.air = concentration of dry air (molePerCubicMeter)
par = photosynthetically active radiation
(micromolePerMeterSquaredPerSecond)
wind.speed = mean wind speed (metersPerSecond)
wind.dir = wind source direction (degrees from North, 90 = from the
east) (degree)
ustar = friction velocity (metersPerSecond)
co2 = mean CO2 molar mixing ratio to dry air (ppm) (dimensionless)
dell3c = mean ratio of 13C to 12C in CO2 expressed as a deviation
from the VPDB
standard (permil) (dimensionless)
dell8o = mean ratio of 18O to 16O in CO2 expressed as a deviation
from the VSMOW
standard (permil) (dimensionless)

Variable	Min	Median	Mean	Max	NAs
datetime	2011-05-13T21:15:12		2013-10-31T06:54:38		0
igor.time	3388166112	3423942988	3425443588	3466047279	0
eddy.flux.co	-41.572	0.453	-2.622	45.628	0
eddy.isoflux	-1227.043	-5.152	69.423	1027.345	0
eddy.isoflux	-1283.790	29.066	-19.355	1461.451	0
storage.flux	-1021.129	-3.905	33.440	876.071	0
storage.isof	-37.004	-0.014	0.019	32.509	0
storage.isof	-952.345	-0.220	-1.171	901.075	0
sensible.he	-992.624	-0.702	-0.427	1088.096	0
airt	-2.007	16.091	15.526	31.312	0
airp	941.526	973.526	973.825	995.026	0
rh	14.000	79.333	74.164	97.000	0
dry.air	37.291	40.159	40.283	44.127	0
par	0.000	54.637	399.740	2232.020	0
wind.speed	0.027	1.655	1.781	7.890	0
wind.dir	0.007	234.279	218.458	359.988	0
ustar	0.010	0.402	0.442	1.855	0
co2	357.319	397.129	396.005	458.141	0
dell13c	-10.820	-8.267	-8.230	-6.268	0
dell18o	35.007	39.563	39.537	43.240	0

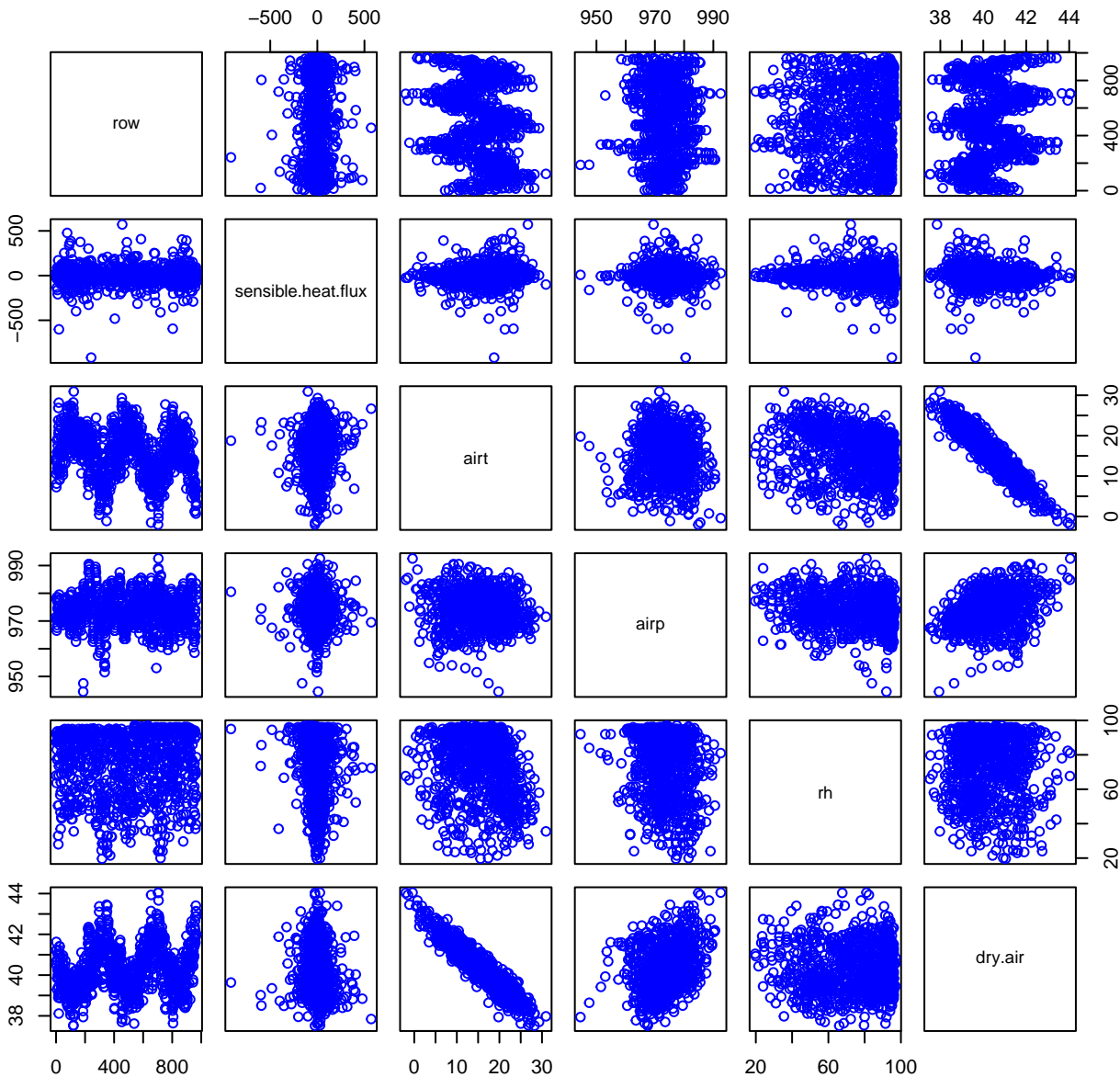
HF209-10 Plot 1



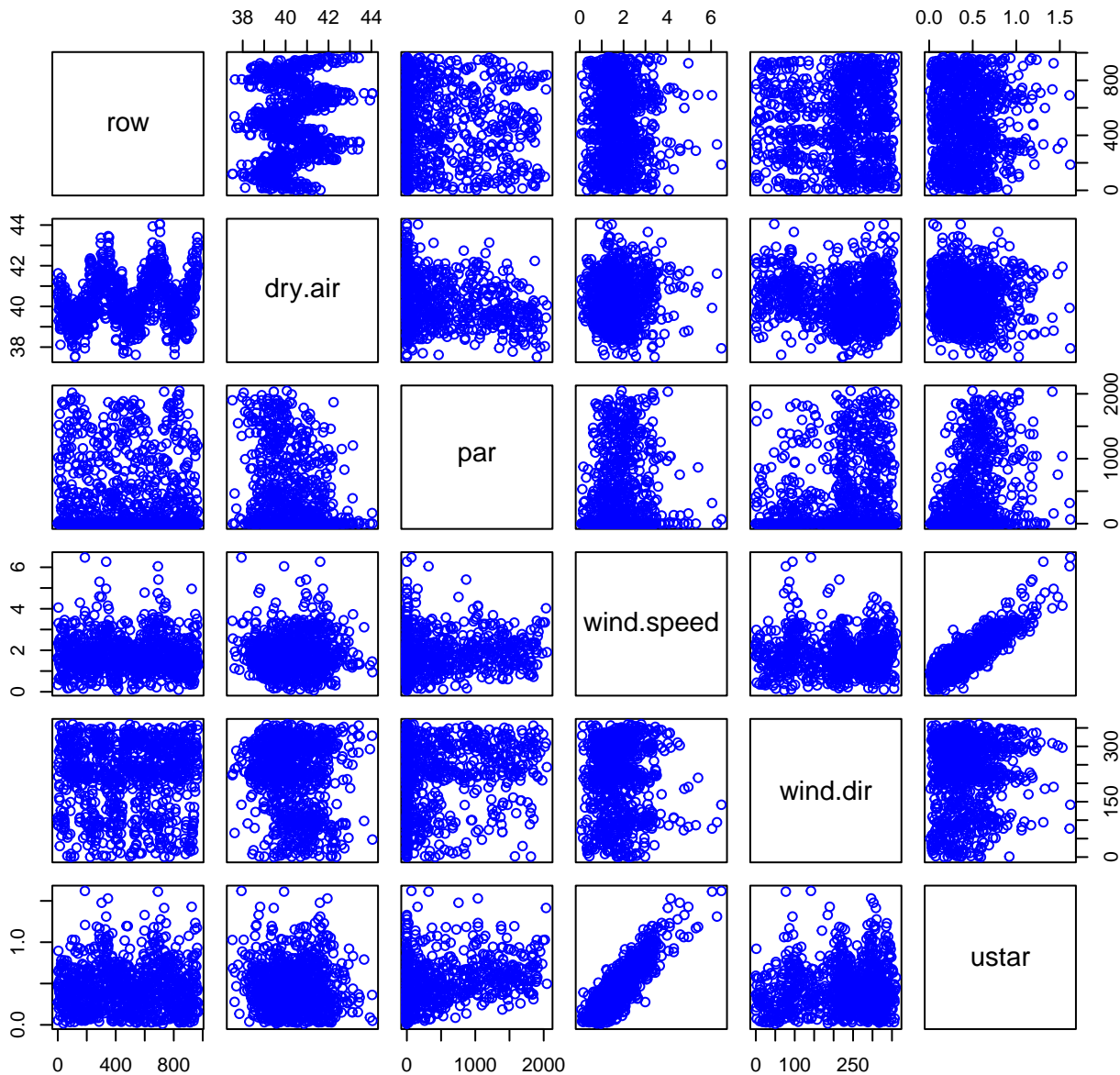
HF209-10 Plot 2



HF209-10 Plot 3



HF209-10 Plot 4



HF209-10 Plot 5

