

Harvard Forest Data Archive HF214-02

Data File:

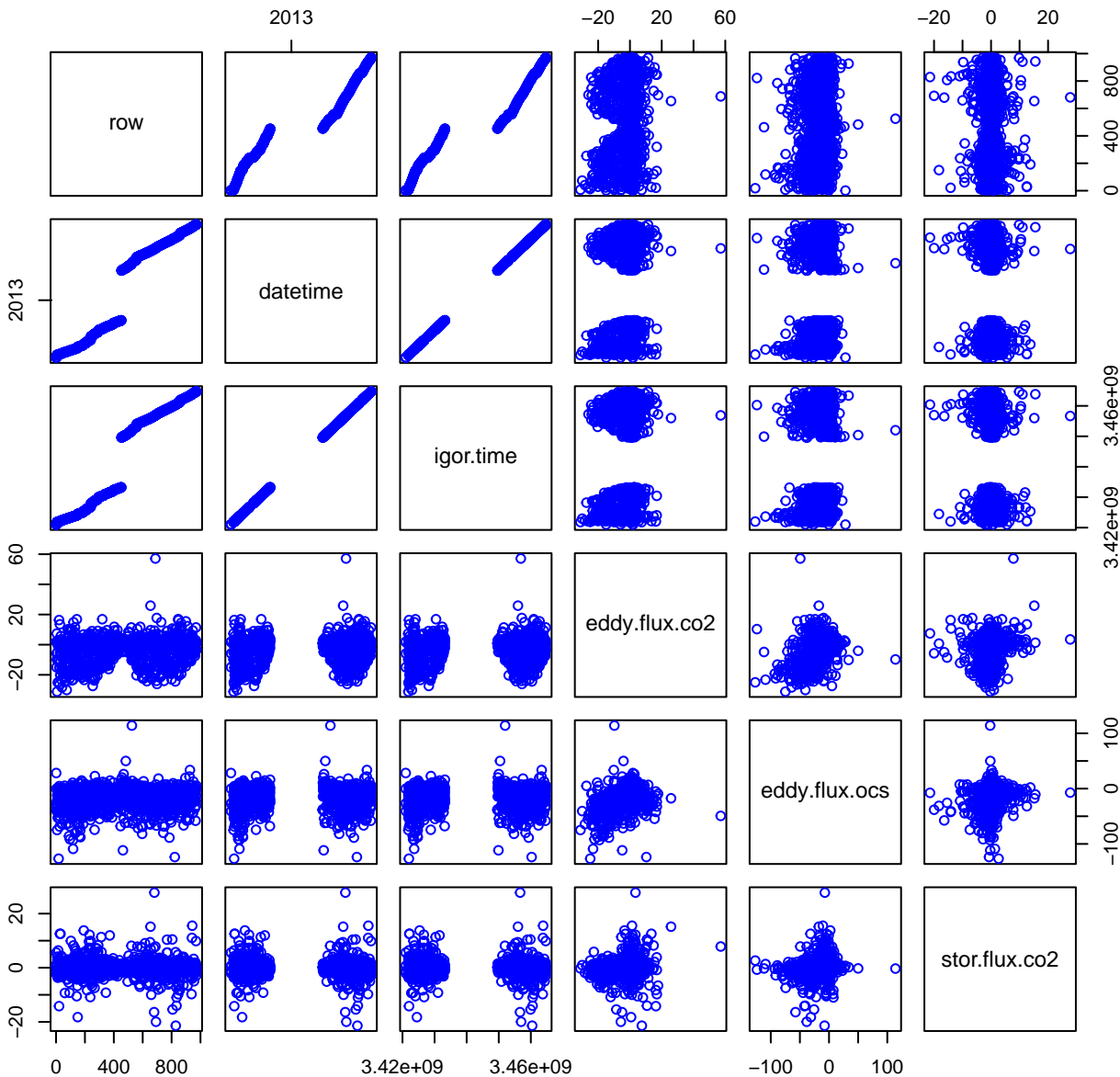
Name = hf214-02-ocs-flux-2012-2013.csv
Description = carbonyl sulfide flux in 2012-2013 using the
2nd-generation OCS
spectrometer
Rows = 5827 Columns = 20
MD5 checksum = 2fb69590c1dcdee133e78e4329ad0bdf

Variables:

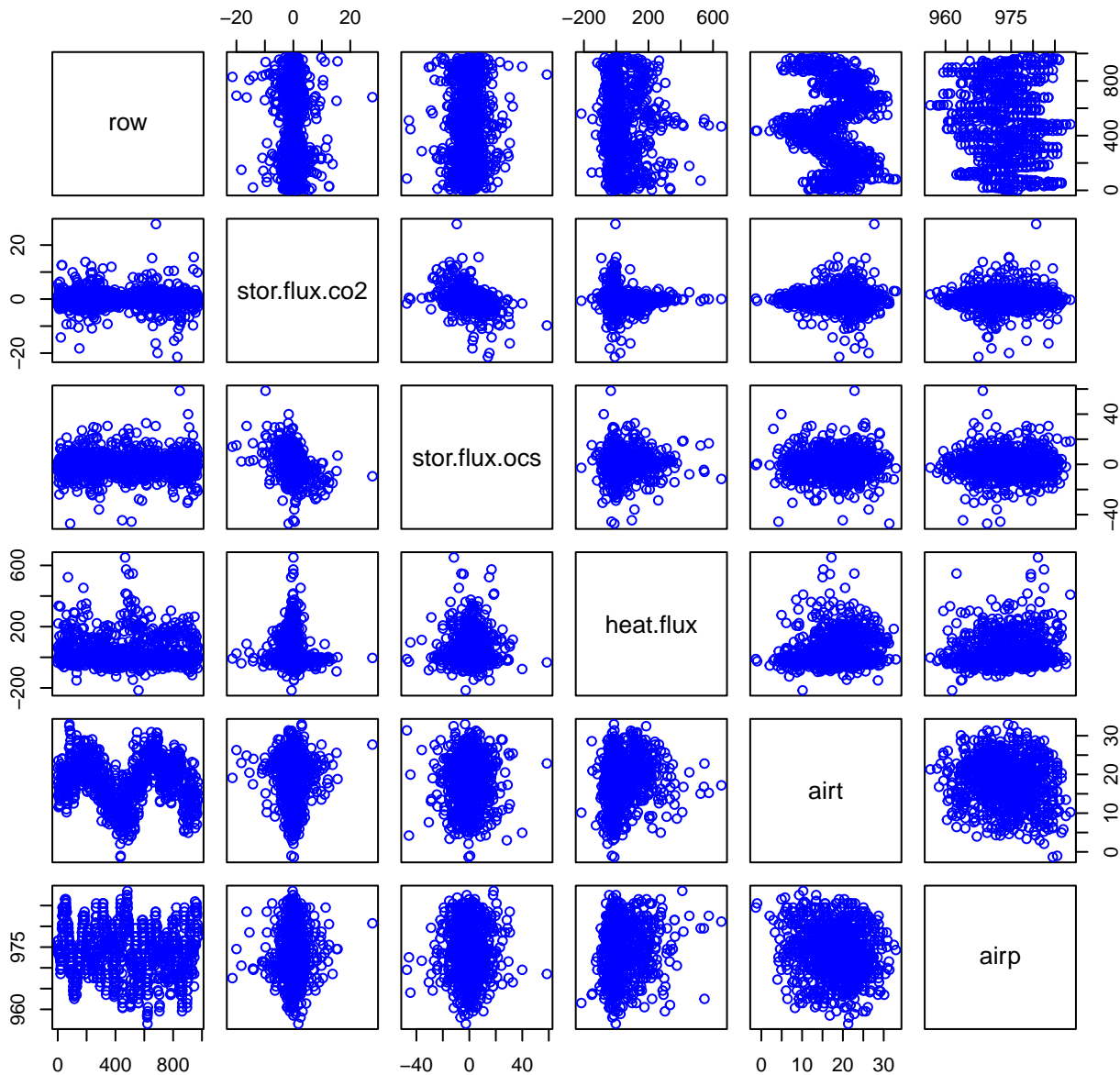
datetime = date and time stamp, mean value for the eddy flux
integration
period
igor.time = redundant date and time stamp, used by the Igor
programming language
(seconds since the start of January 1, 1904) (second)
eddy.flux.co2 = CO2 eddy flux past the sensor at 29m (umol/m2/s),
corrected for high
frequency signal attenuation by comparison of the CO2
and temperature
cospectra (micromolePerMeterSquaredPerSecond)
eddy.flux.ocs = OCS eddy flux past the sensor at 29m (pmol/m2/s),
corrected for high
frequency signal attenuation by comparison of the CO2
(not OCS) and temperature
cospectra
(picomolePerMeterSquaredPerSecond)
stor.flux.co2 = CO2 storage flux, i.e. the increase in CO2 storage
below
29m (micromolePerMeterSquaredPerSecond)
stor.flux.ocs = OCS storage flux, i.e. the increase in OCS storage
below
29m (picomolePerMeterSquaredPerSecond)
heat.flux = sensible heat flux past the sensor at 29m
(wattPerMeterSquared)
airt = air temperature (celsius)
airp = air pressure (millibar)
rh = relative humidity (dimensionless)
dry.air = concentration of dry air (molePerCubicMeter)
par = photosynthetically active radiation
(micromolePerMeterSquaredPerSecond)
wind.speed = mean wind speed (metersPerSecond)
wind.dir = mean wind speed (degrees from north) (degree)
ustar = friction velocity (metersPerSecond)
co2 = mean CO2 molar mixing ratio to dry air (parts per
million)
(dimensionless)
ocs = mean OCS molar mixing ratio to dry air (parts per
trillion)
(dimensionless)

Variable	Min	Median	Mean	Max	NAs
datetime	2012-05-27T21:56:20		2013-10-15T21:12:47		0
igor.time	3421000581	3450511860	3443388938	3464716368	0
eddy.flux.co	-42.456	-0.234	-3.210	57.120	0
eddy.flux.oc	-341.137	-12.697	-18.485	114.041	0
stor.flux.co	-29.025	-0.001	-0.008	27.777	0
stor.flux.oc	-66.456	-0.510	-0.470	73.202	0
heat.flux	-215.843	-2.717	35.210	775.947	0
airt	-1.435	18.686	18.227	33.400	0
airp	956.526	973.526	973.853	988.526	0
rh	0.178	0.790	0.744	0.970	0
dry.air	37.620	40.019	40.089	44.002	0
par	0.000	74.519	413.150	1955.611	0
wind.speed	0.033	1.616	1.699	5.509	0
wind.dir	0.076	238.200	221.208	359.871	0
ustar	0.011	0.394	0.424	1.545	0
co2	360.335	394.563	394.493	453.615	0
ocs	-83.587	377.758	360.587	539.812	0

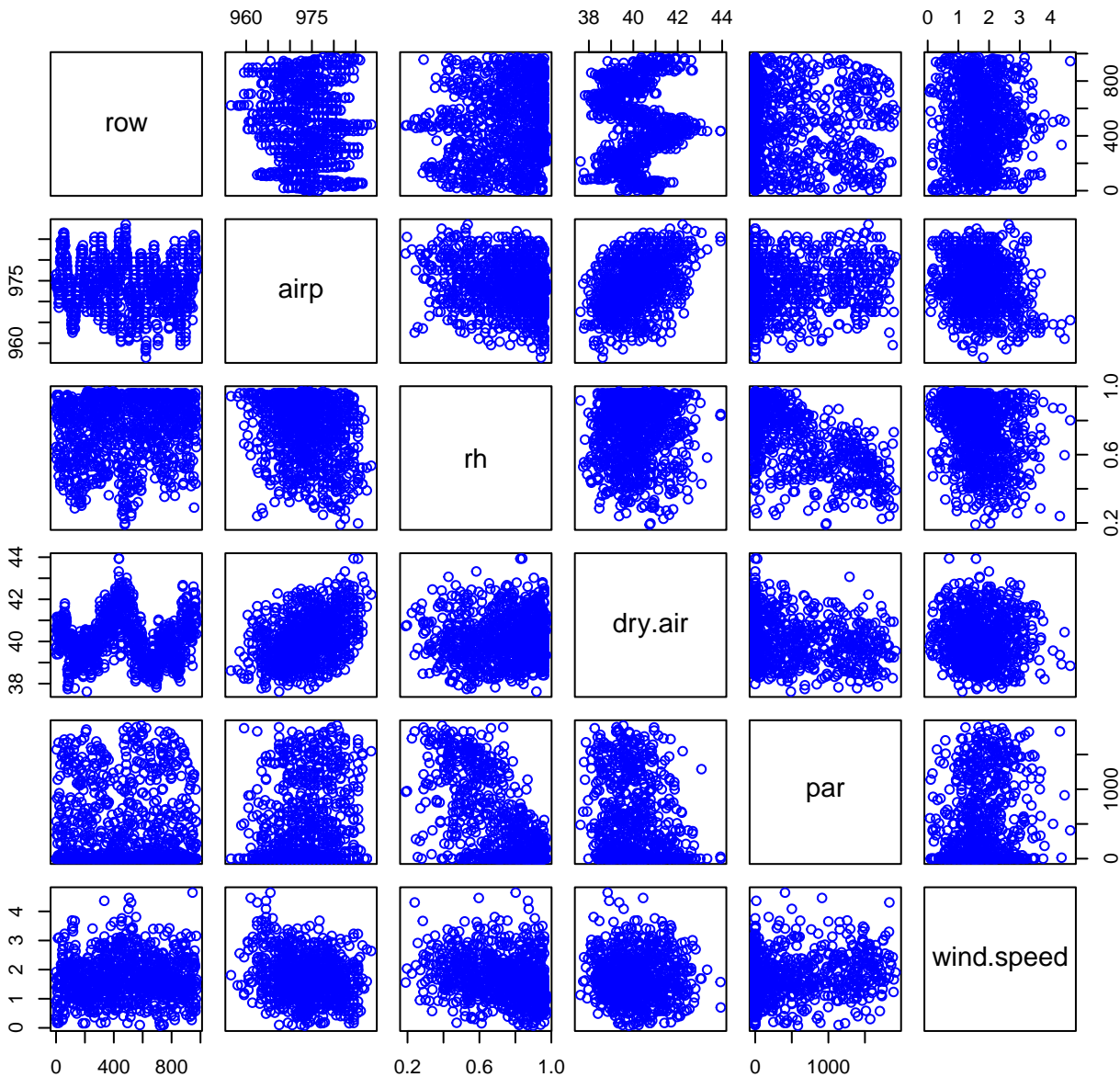
HF214-02 Plot 1



HF214-02 Plot 2



HF214-02 Plot 3



HF214-02 Plot 4

