

Harvard Forest Data Archive HF257-24

Data File:

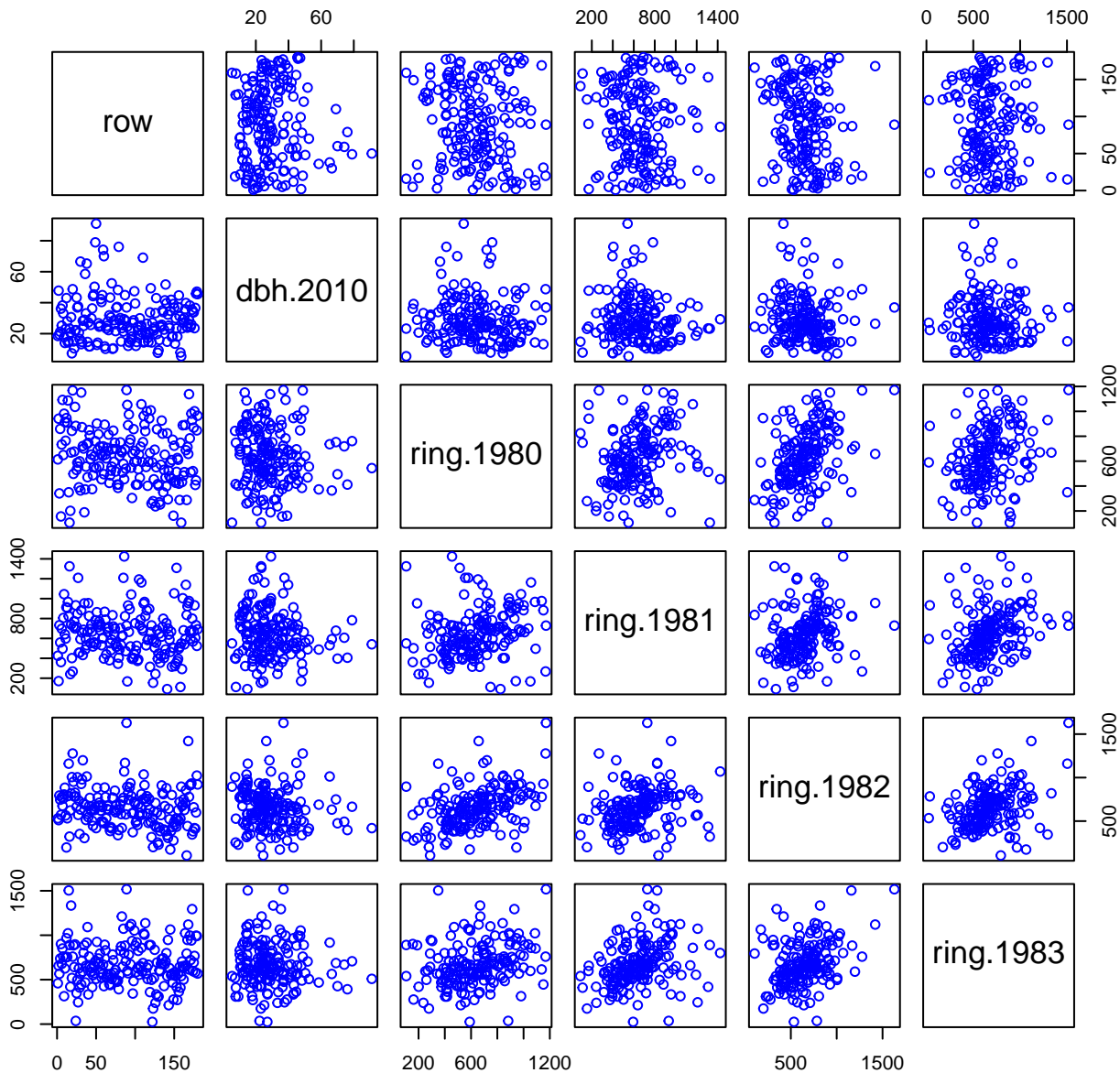
Name = hf257-24-tree-rings.csv
Description = tree rings
Rows = 180 Columns = 36
MD5 checksum = 952bd492b658ee9b5712fd4f806a8ffa

Variables:

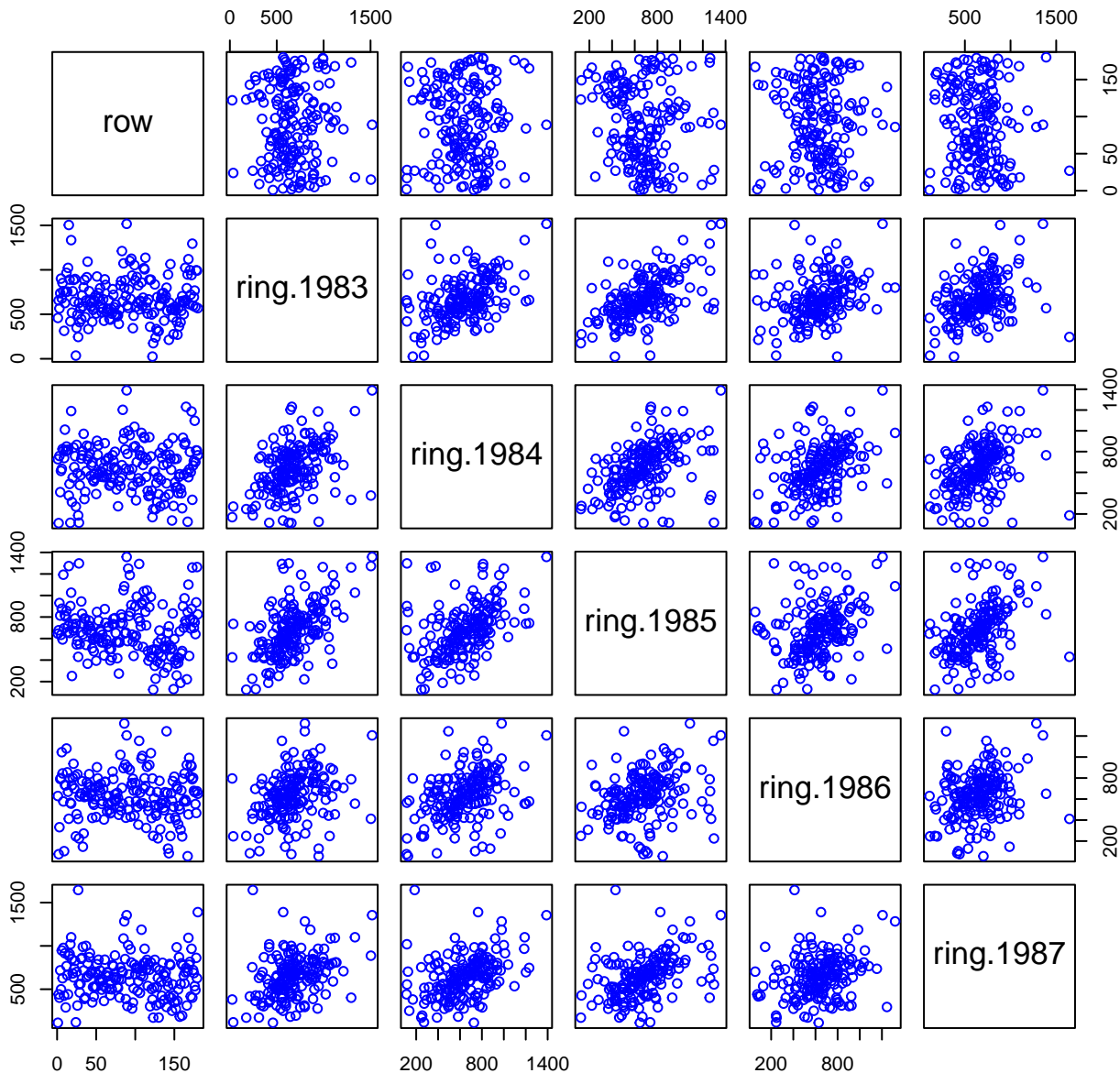
dbh.2010 = diameter at breast height in 2010 (centimeter)
ring.1980 = ring width in 1980 (micrometer)
ring.1981 = ring width in 1981 (micrometer)
ring.1982 = ring width in 1982 (micrometer)
ring.1983 = ring width in 1983 (micrometer)
ring.1984 = ring width in 1984 (micrometer)
ring.1985 = ring width in 1985 (micrometer)
ring.1986 = ring width in 1986 (micrometer)
ring.1987 = ring width in 1987 (micrometer)
ring.1988 = ring width in 1988 (micrometer)
ring.1989 = ring width in 1989 (micrometer)
ring.1990 = ring width in 1990 (micrometer)
ring.1991 = ring width in 1991 (micrometer)
ring.1992 = ring width in 1992 (micrometer)
ring.1993 = ring width in 1993 (micrometer)
ring.1994 = ring width in 1994 (micrometer)
ring.1995 = ring width in 1995 (micrometer)
ring.1996 = ring width in 1996 (micrometer)
ring.1997 = ring width in 1997 (micrometer)
ring.1998 = ring width in 1998 (micrometer)
ring.1999 = ring width in 1999 (micrometer)
ring.2000 = ring width in 2000 (micrometer)
ring.2001 = ring width in 2001 (micrometer)
ring.2002 = ring width in 2002 (micrometer)
ring.2003 = ring width in 2003 (micrometer)
ring.2004 = ring width in 2004 (micrometer)
ring.2005 = ring width in 2005 (micrometer)
ring.2006 = ring width in 2006 (micrometer)
ring.2007 = ring width in 2007 (micrometer)
ring.2008 = ring width in 2008 (micrometer)
ring.2009 = ring width in 2009 (micrometer)
ring.2010 = ring width in 2010 (micrometer)

Variable	Min	Median	Mean	Max	NAs
dbh.2010	5.410	25.860	29.198	91.040	0
ring.1980	106.000	641.000	638.639	1171.000	0
ring.1981	91.000	639.000	645.756	1424.000	0
ring.1982	105.000	637.000	651.961	1629.000	0
ring.1983	25.000	645.500	671.950	1517.000	0
ring.1984	112.000	635.000	639.222	1389.000	0
ring.1985	125.000	662.000	675.178	1358.000	0
ring.1986	56.000	631.500	632.322	1319.000	0
ring.1987	113.000	655.000	645.139	1645.000	0
ring.1988	51.000	633.000	650.383	1384.000	0
ring.1989	125.000	640.000	637.372	1523.000	0
ring.1990	136.000	630.000	644.811	1241.000	0
ring.1991	82.000	631.000	661.083	1734.000	0
ring.1992	11.000	643.000	652.050	2232.000	0
ring.1993	15.000	657.500	703.650	2117.000	0
ring.1994	59.000	637.500	694.800	2084.000	0
ring.1995	121.000	660.000	708.428	3091.000	0
ring.1996	142.000	678.500	726.056	3211.000	0
ring.1997	83.000	669.500	738.367	4033.000	0
ring.1998	140.000	653.000	739.256	3094.000	0
ring.1999	92.000	672.000	761.294	3078.000	0
ring.2000	42.000	649.000	750.678	3640.000	0
ring.2001	133.000	656.500	770.922	2999.000	0
ring.2002	98.000	647.500	793.939	3389.000	0
ring.2003	113.000	640.000	794.628	3863.000	0
ring.2004	37.000	673.000	823.467	4099.000	0
ring.2005	64.000	632.500	803.472	4107.000	0
ring.2006	47.000	681.500	861.717	4375.000	0
ring.2007	60.000	723.000	1341.872	7288.000	0
ring.2008	192.000	723.500	1351.778	7073.000	0
ring.2009	99.000	713.000	1329.961	6702.000	0
ring.2010	130.000	765.000	1378.689	7099.000	0

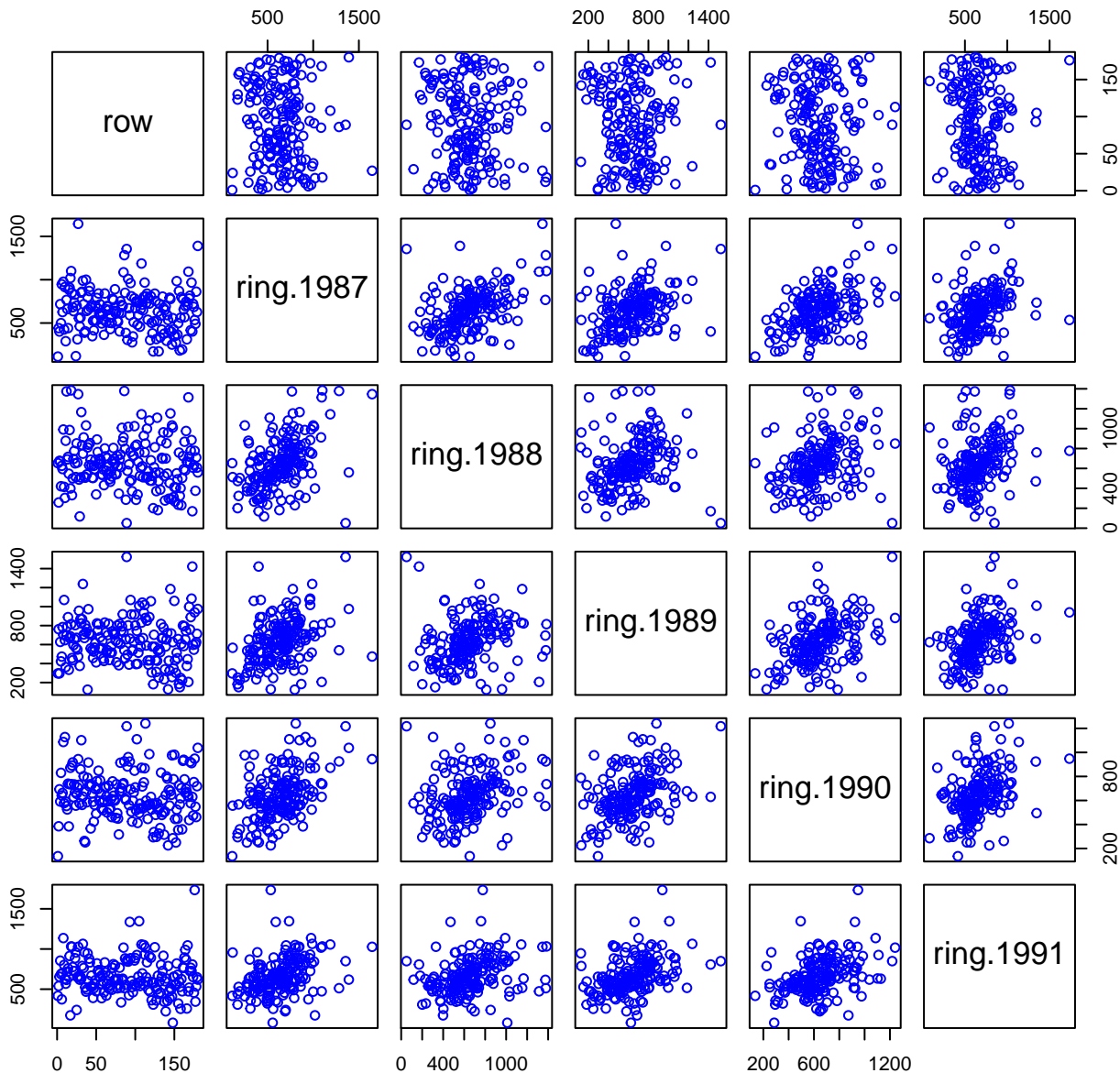
HF257-24 Plot 1



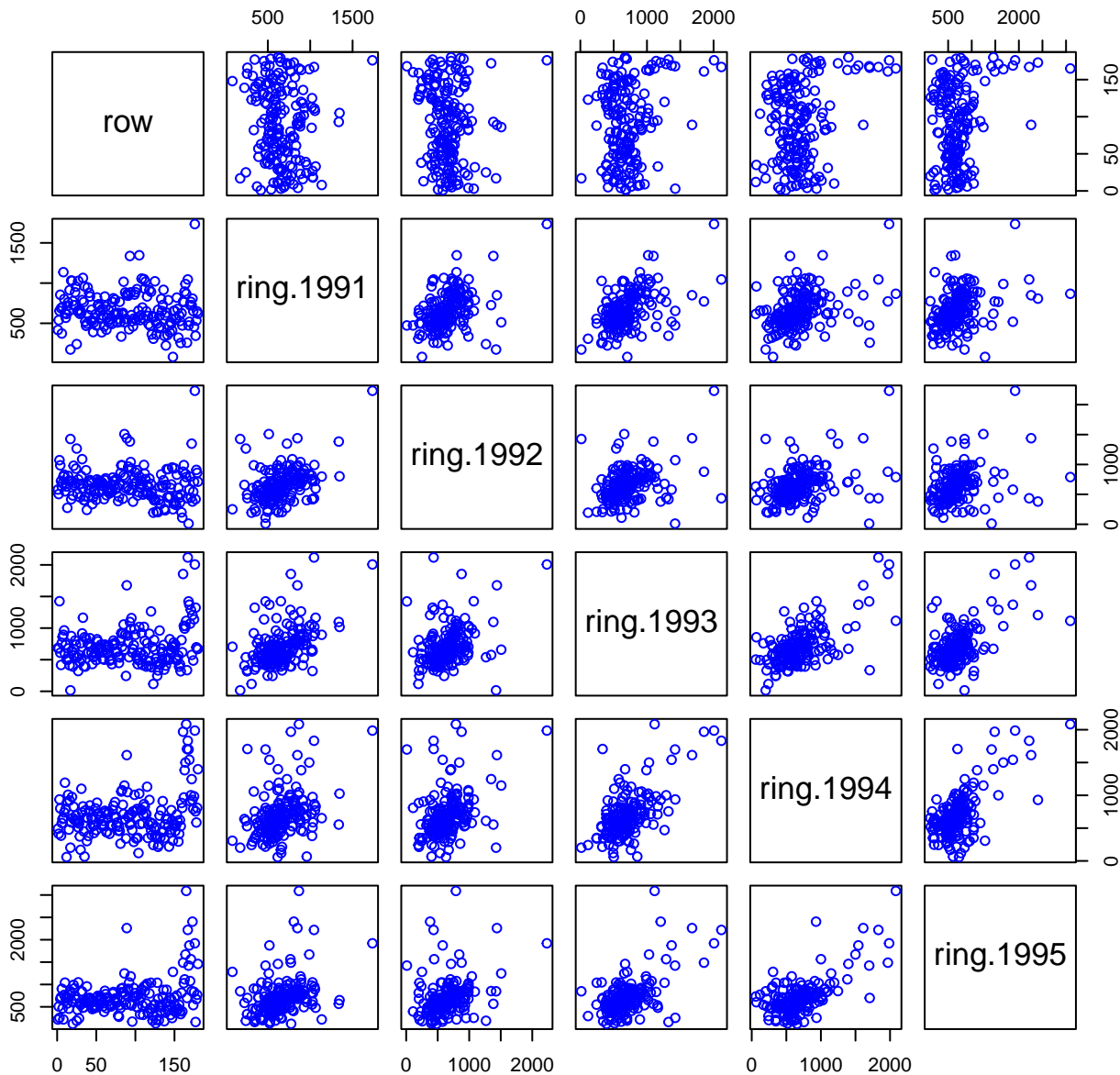
HF257-24 Plot 2



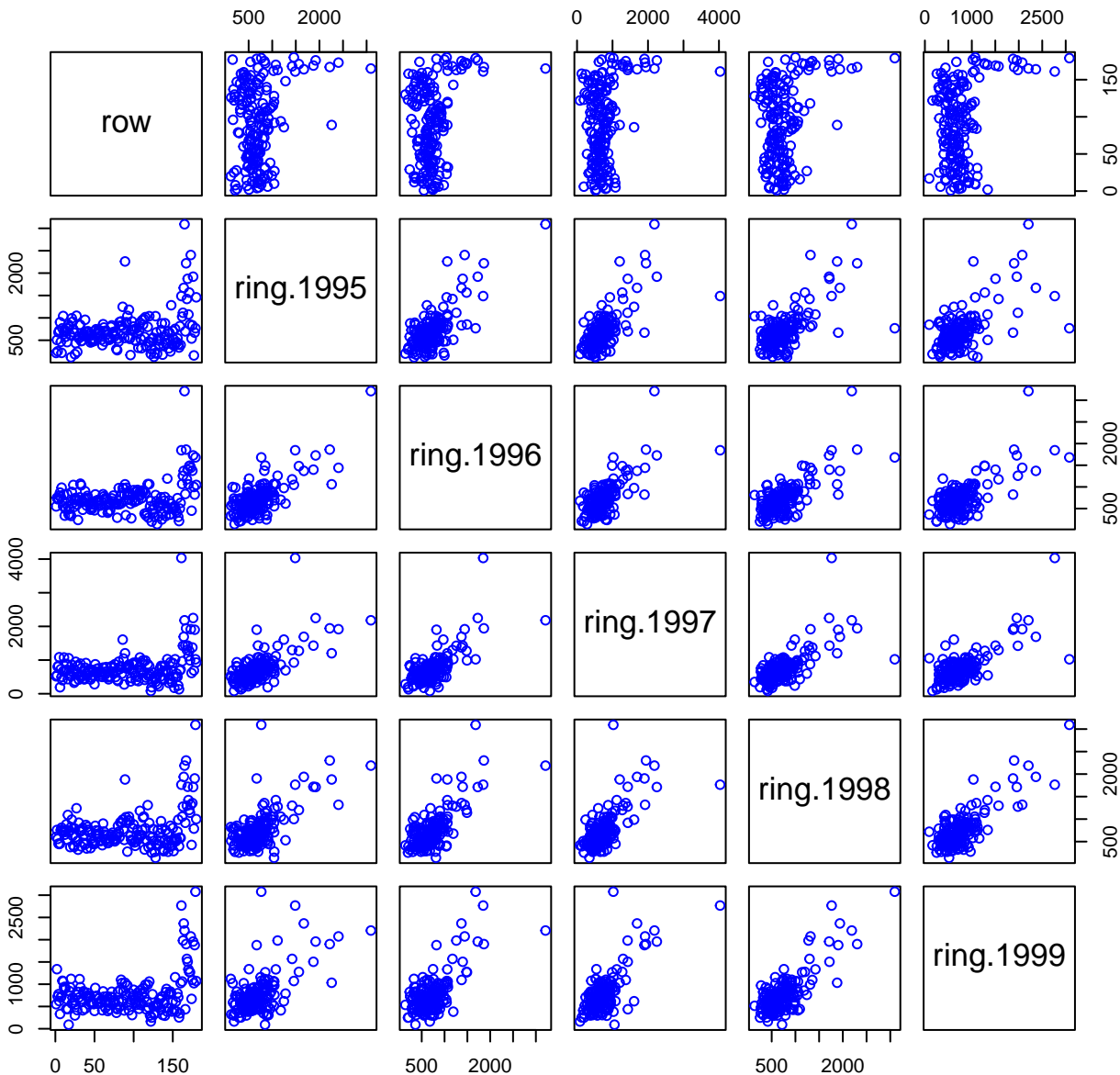
HF257-24 Plot 3



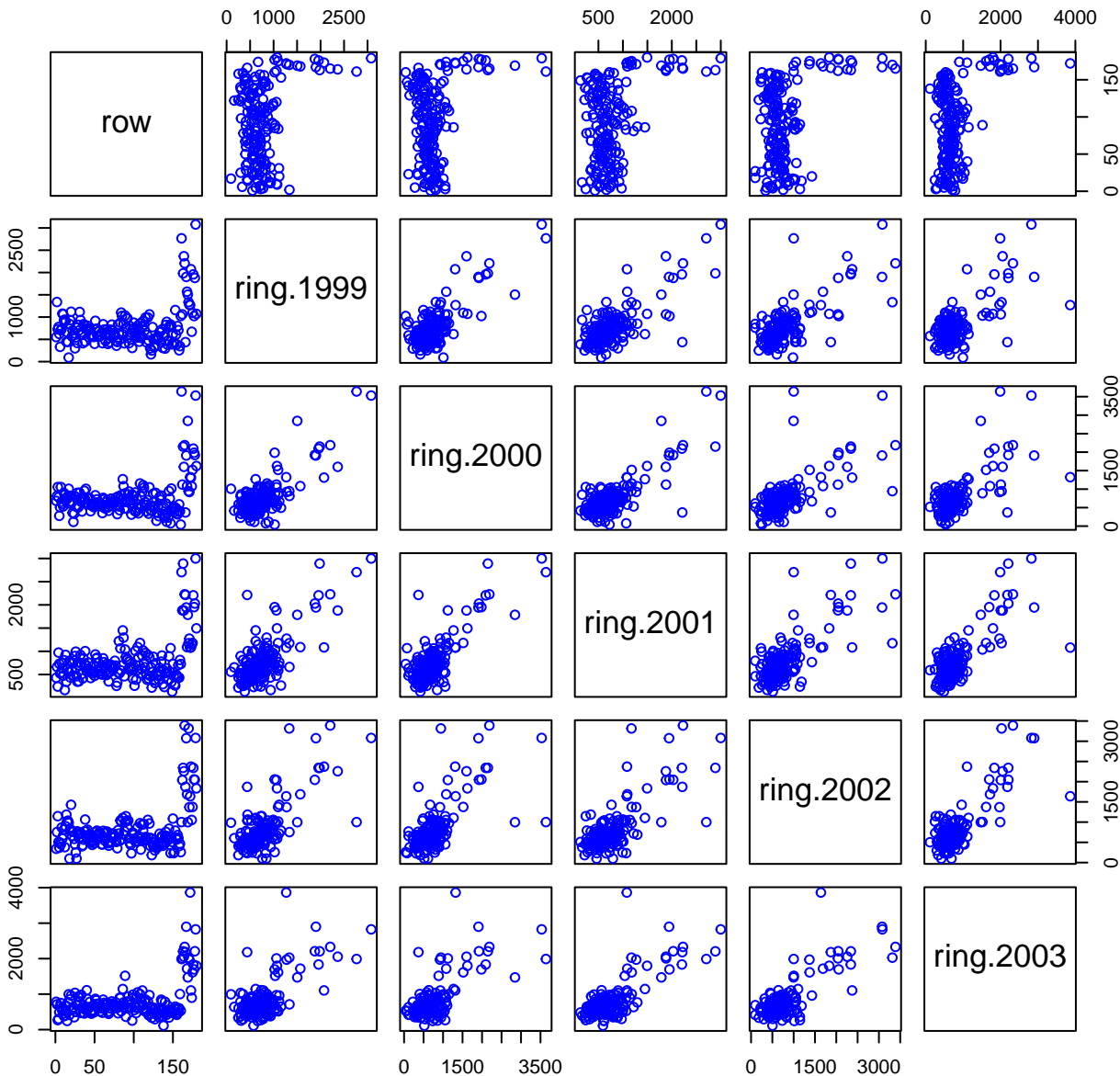
HF257-24 Plot 4



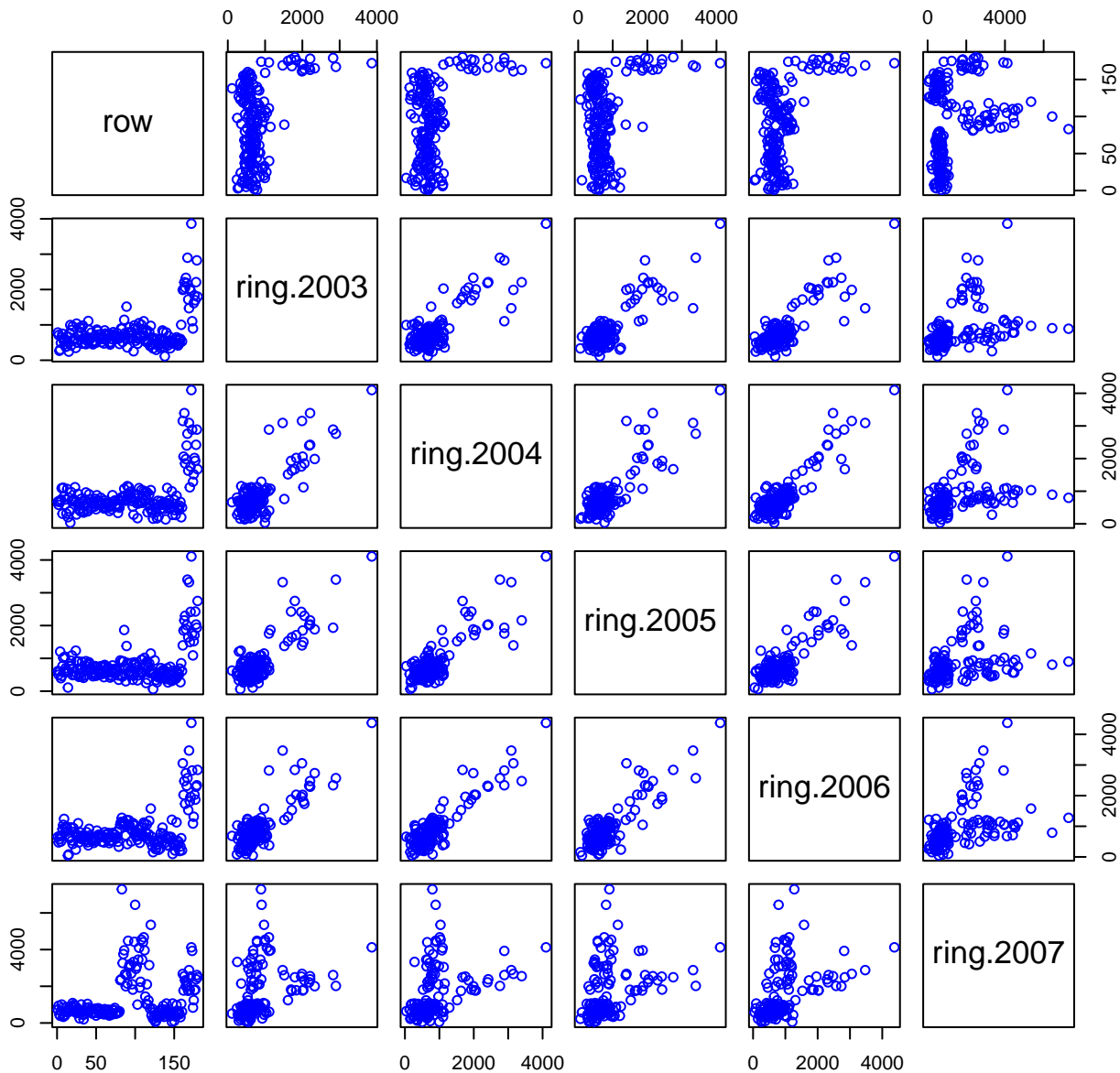
HF257-24 Plot 5



HF257-24 Plot 6



HF257-24 Plot 7



HF257-24 Plot 8

