

Harvard Forest Data Archive HF275-01

Data File:

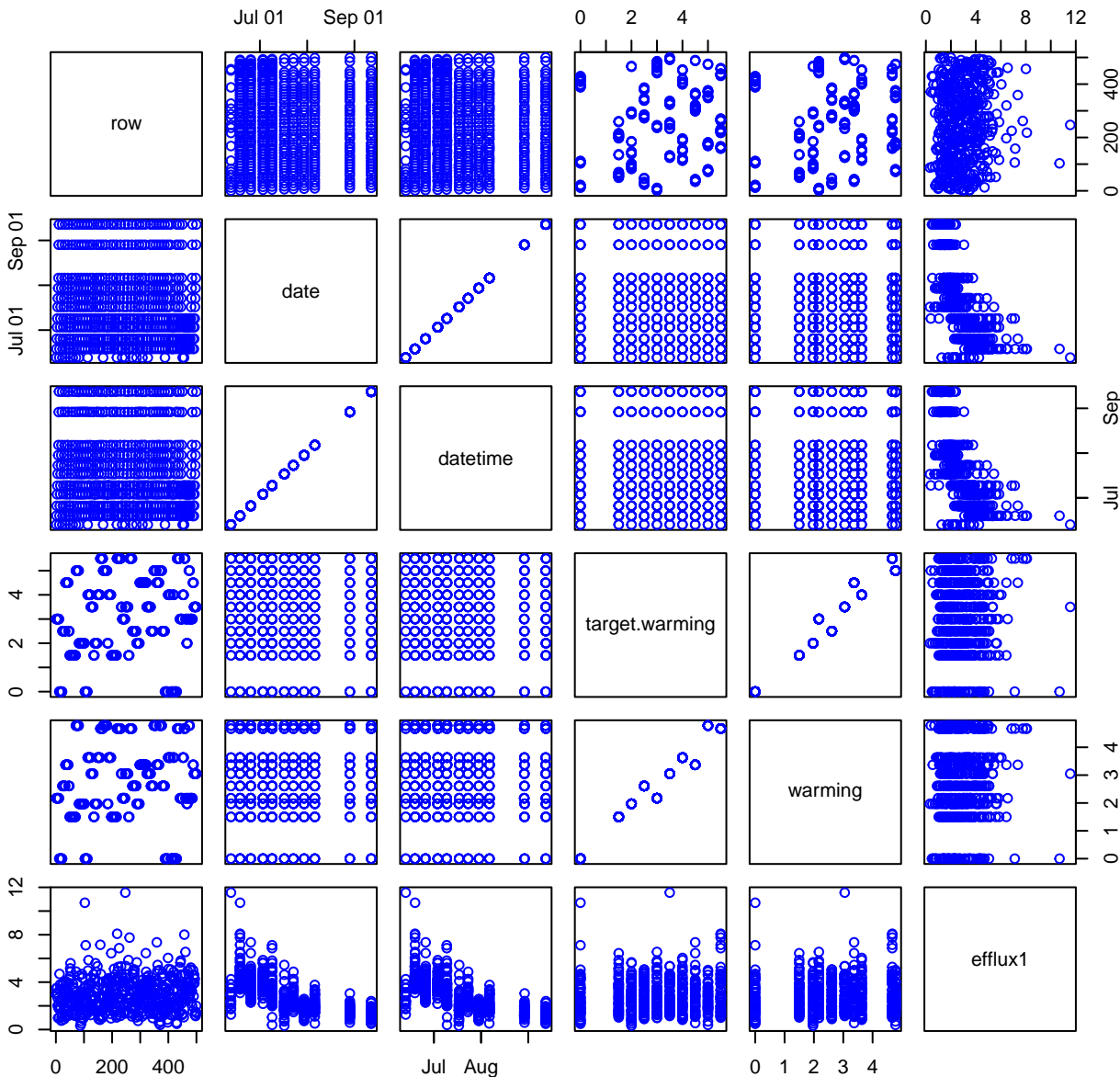
Name = hf275-01-hf-mesocosm-weekly.csv
Description = mesocosm weekly measurements
Rows = 500 Columns = 27
MD5 checksum = 2b95bf29812018d3cef621ded7c13e49

Variables:

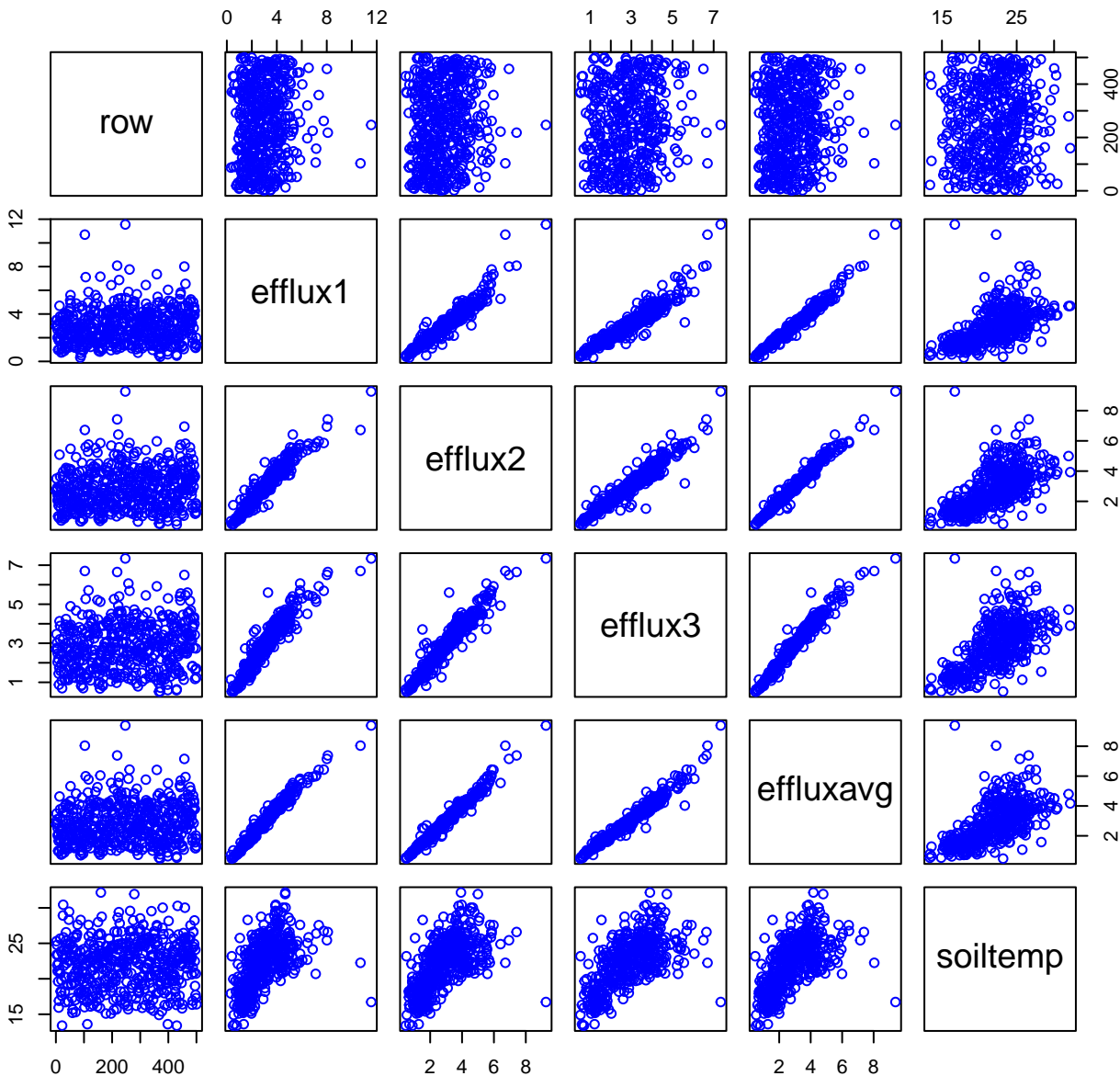
date = date of data collection
datetime = date and time of data collection
target.warming = target warming level of the chamber (degrees C above ambient) (celsius)
warming = actual average degrees above C of the chamber over the course of the experiment (celsius)
efflux1 = first of 3 efflux (micromole CO2 per meter squared per second)
measurements taken on each day. The Li-6400 always took three measurements, one right after the next. (micromolePerMeterSquaredPerSecond)
efflux2 = second of 3 efflux (micromole CO2 per meter squared per second)
measurements taken on each day (micromolePerMeterSquaredPerSecond)
efflux3 = third of 3 efflux (micromole CO2 per meter squared per second)
measurements taken on each day (micromolePerMeterSquaredPerSecond)
effluxavg = average of the three efflux (micromole CO2 per meter squared per second)
measurements (micromolePerMeterSquaredPerSecond)
soiltemp = temperature of soil at approximately 8 cm depth (celsius)
airtemp = temperature of the air in the soil measurement chamber of the LI-6400 during measurement (celsius)
moisture = soil moisture (% WVC) reading taken at time of the efflux measurement (dimensionless)
leaf = number of leaves on the plant (number)
stem = height of stem of the plant (centimeter)
nh4 = NH4 (micromole per liter) on the efflux measurement day (micromolePerLiter)
no3 = NO3 (micromole per liter) on the efflux measurement day (micromolePerLiter)
tfpa = total free primary amines (micromole per liter) on the efflux measurement day (micromolePerLiter)
trs = total reducing sugars (micromole per liter) (micromolePerLiter)
harvest.date = date that the mesocosm was harvested

Variable	Min	Median	Mean	Max	NAs
date	2014-06-12	2014-07-09	2014-07-17	2014-09-12	0
datetime	2014-06-12T11:31		2014-09-12T15:30		0
target.warmi	0.000	3.250	3.150	5.500	0
warming	0.000	2.830	2.775	4.780	0
efflux1	0.327	2.756	2.939	11.556	1
efflux2	0.465	2.693	2.839	9.266	0
efflux3	0.525	2.768	2.861	7.343	40
effluxavg	0.476	2.693	2.849	9.388	0
soiltemp	13.400	22.303	21.988	32.162	14
airtemp	15.846	26.021	25.789	33.033	31
moisture	5.000	16.000	16.272	31.000	2
leaf	0.000	17.000	18.713	56.000	270
stem	6.500	18.000	18.827	32.000	290
nh4	55.522	385.002	445.228	1262.563	188
no3	110.267	281.119	347.997	1577.250	178
tfpa	0.000	3.177	3.914	49.145	197
trs	0.000	41.052	53.403	334.558	167
harvest.date	2014-07-11	2014-09-10	2014-08-30	2014-09-10	0

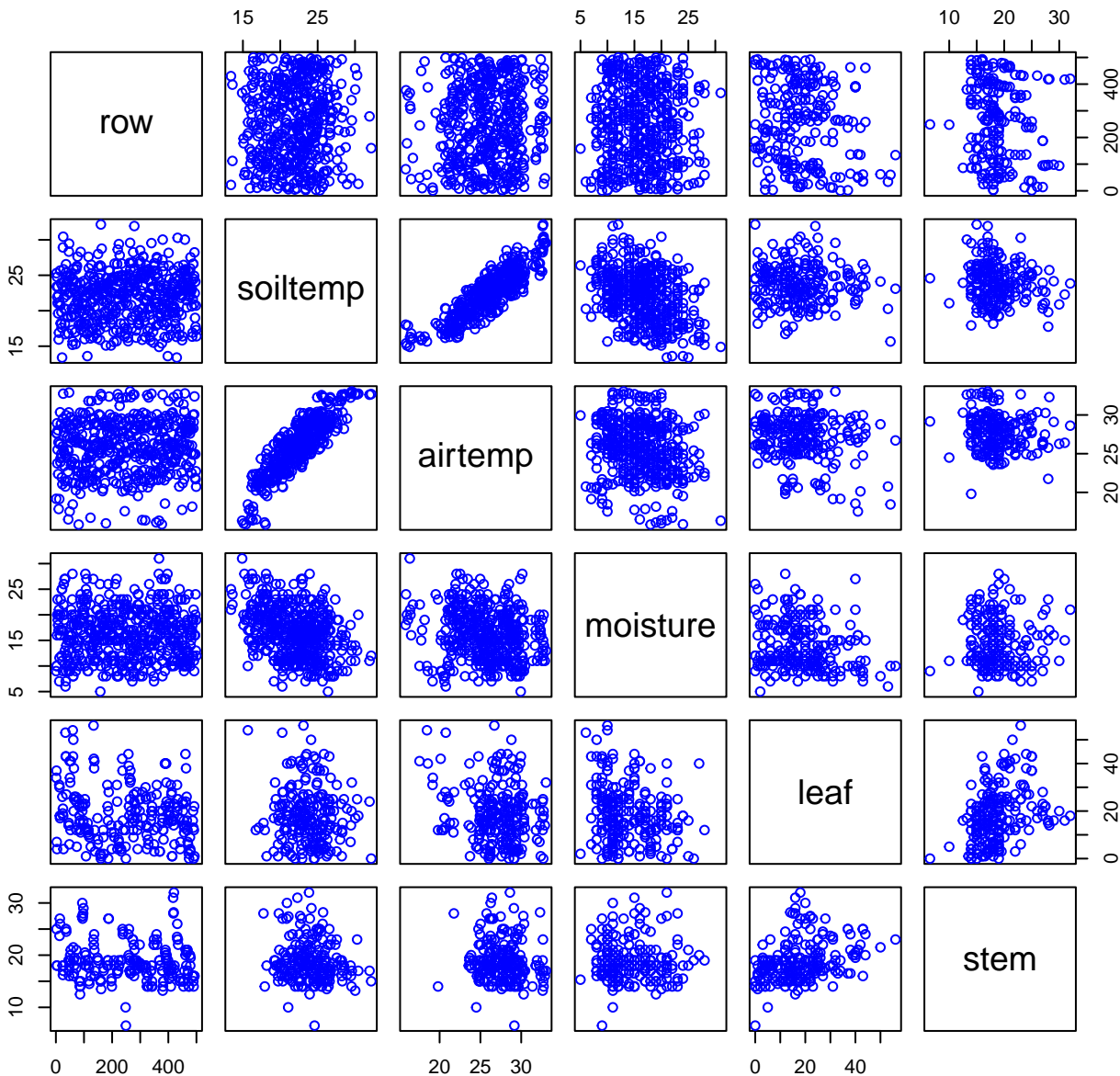
HF275-01 Plot 1



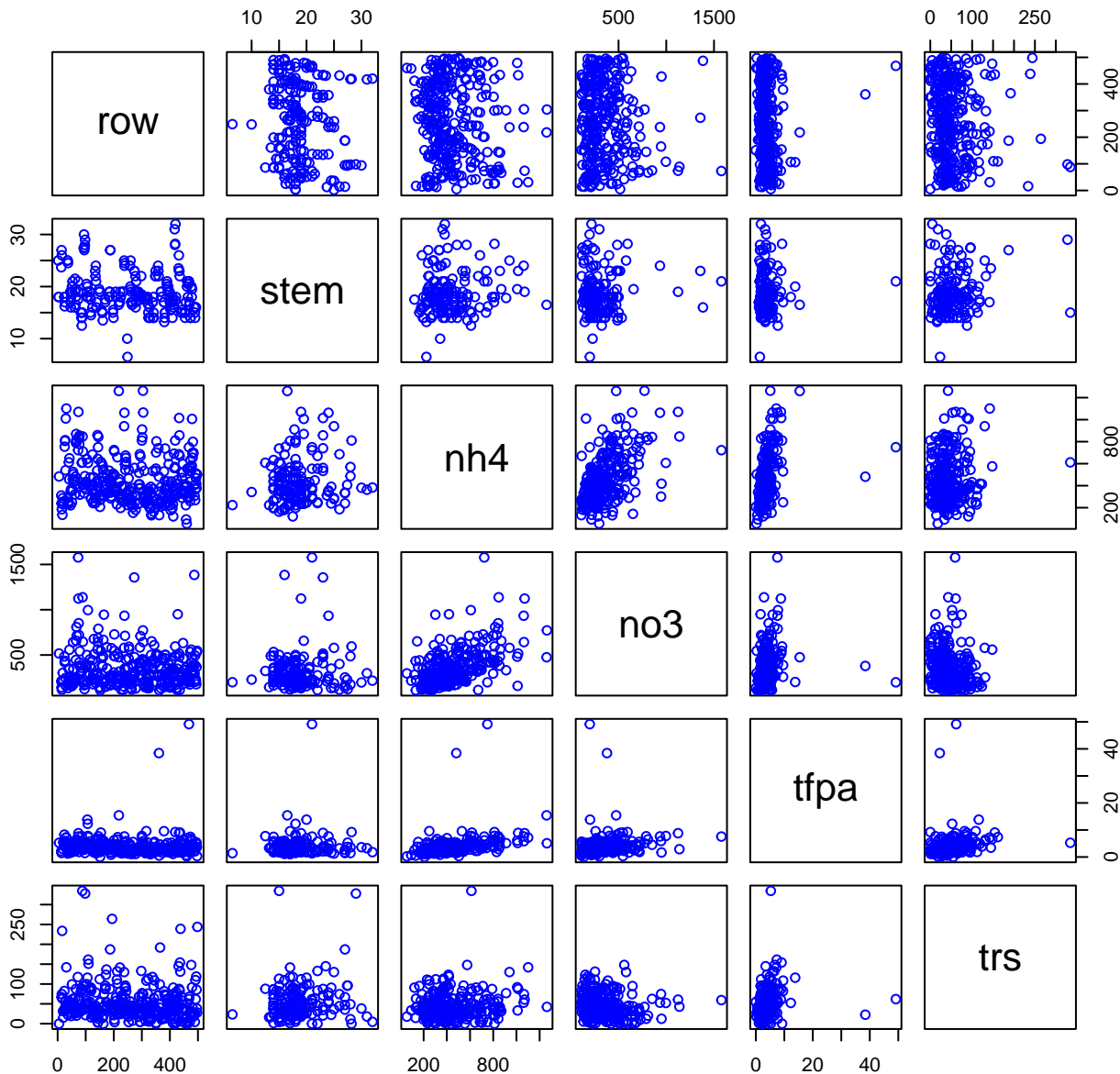
HF275-01 Plot 2



HF275-01 Plot 3



HF275-01 Plot 4



HF275-01 Plot 5

