

Harvard Forest Data Archive HF297-01

Data File:

Name = hf297-01-pine-site-data.csv
Description = pine site data
Rows = 710 Columns = 50
MD5 checksum = 5a4bcb3ecdb39ceel0aed87d057fd4cf

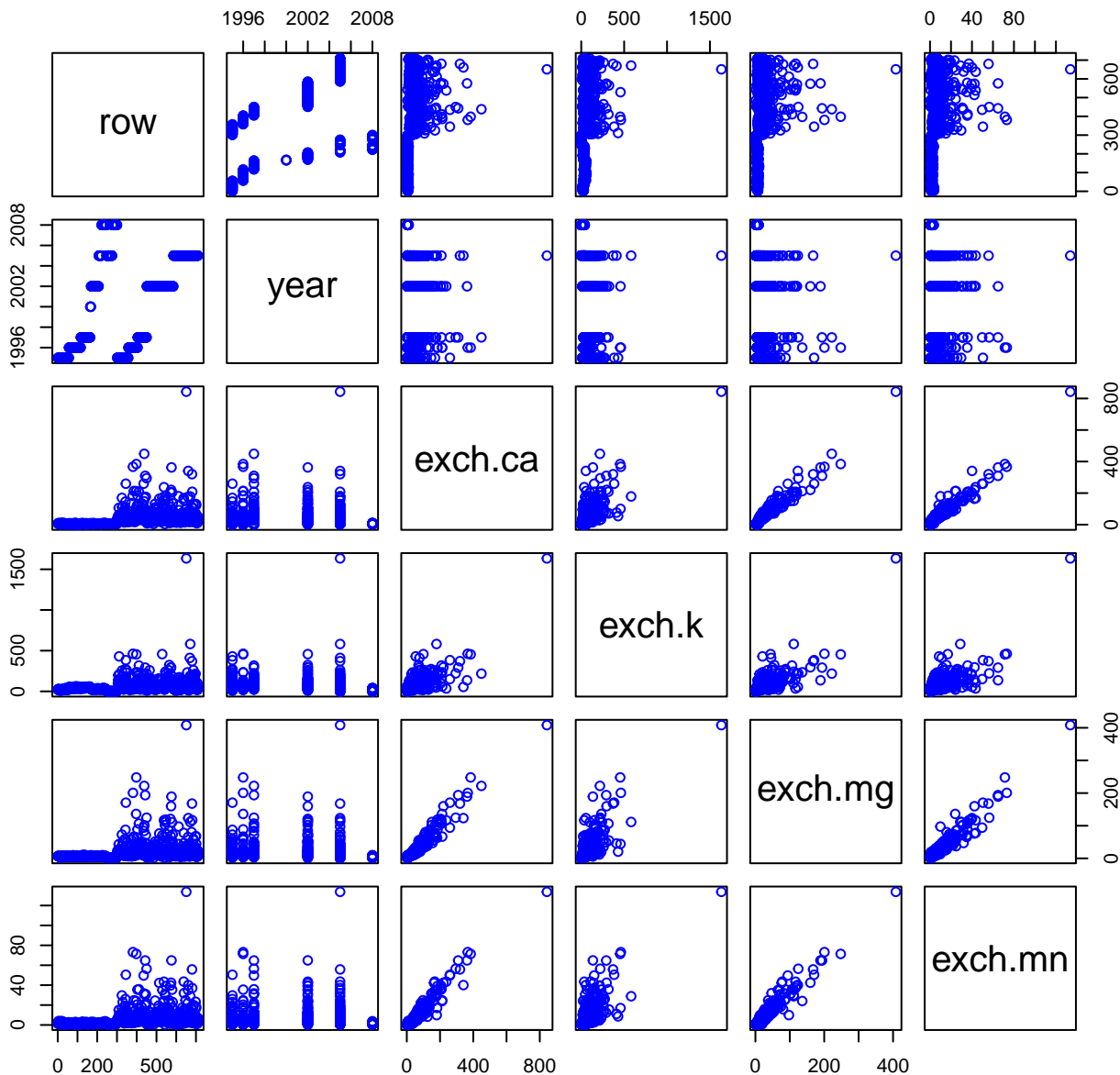
Variables:

year = year of sample collection
exch.ca = five percent PCA soluble Ca, by ICP (micromolePerGram)
exch.k = five percent PCA soluble K, by ICP (micromolePerGram)
exch.mg = five percent PCA soluble Mg, by ICP (micromolePerGram)
exch.mn = five percent PCA soluble Mn (micromolePerGram)
exch.p = five percent PCA soluble P, by ICP (micromolePerGram)
exch.al = five percent PCA soluble Al, by ICP (micromolePerGram)
exch.fe = five percent PCA soluble Fe, by ICP (micromolePerGram)
exch.na = five percent PCA soluble Na, by ICP (micromolePerGram)
exch.zn = five percent PCA soluble Zn, by ICP (micromolePerGram)
tot.chloro = total chlorophyll by spectrophotometer
(microgramPerGram)
chloro.a = total chlorophyll by spectrophotometer (microgramPerGram)
chloro.b = total chlorophyll by spectrophotometer (microgramPerGram)
chloro.a.b = total chlorophyll by spectrophotometer
(microgramPerGram)
sol.proteins = soluble proteins by spectrophotometer
(milligramPerGram)
put = five percent PCA soluble putrescine by HPLC (nanomolePerGram)
spd = five percent PCA soluble spermidine by HPLC (nanomolePerGram)
spm = five percent PCA soluble spermine by HPLC (nanomolePerGram)
spd.put = ratio of spermidine to putrescine (dimensionless)
asp = five percent PCA soluble aspartic acid by HPLC
(nanomolePerGram)
glu = five percent PCA soluble glutamic acid by HPLC
(nanomolePerGram)
gln = five percent PCA soluble glutamine by HPLC (nanomolePerGram)
ser = five percent PCA soluble serine by HPLC (nanomolePerGram)
arg = five percent PCA soluble arginine by HPLC (nanomolePerGram)
thr = five percent PCA soluble threonine by HPLC (nanomolePerGram)
gly = five percent PCA soluble glycine by HPLC (nanomolePerGram)
arg.thr = five percent PCA soluble arginine+threonine by HPLC
(system was unable to
separate these two amino acids) (nanomolePerGram)
arg.thr.gly = five percent PCA soluble arginine+threonine+glycine by
HPLC (system was
unable to separate these three amino acids)
(nanomolePerGram)
ala = five percent PCA soluble alanine by HPLC (nanomolePerGram)
pro = five percent PCA soluble proline by HPLC (nanomolePerGram)
gaba = five percent PCA soluble g-aminobutyric acid by HPLC
(nanomolePerGram)

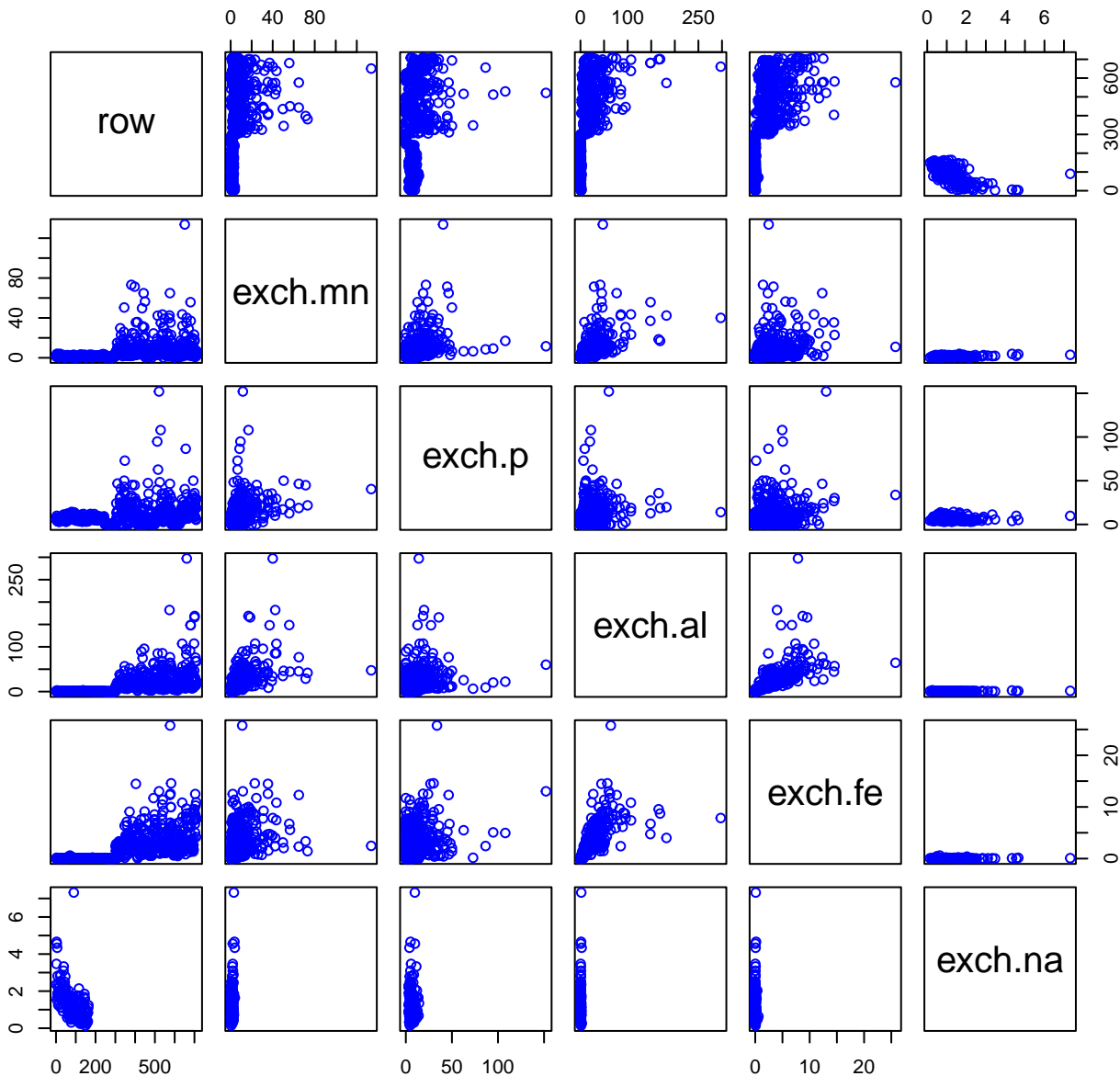
val = five percent PCA soluble valine by HPLC (nanomolePerGram)
met = five percent PCA soluble methionine (nanomolePerGram)
ile = five percent PCA soluble isoleucine by HPLC (nanomolePerGram)
leu = five percent PCA soluble leucine by HPLC (nanomolePerGram)
trp = five percent PCA soluble tryptophan by HPLC (nanomolePerGram)
phe = five percent PCA soluble phenylalanine by HPLC
(nanomolePerGram)
ile.leu = five percent PCA soluble isoleucine+leucine by HPLC
(system was unable to
separate these two amino acids) (nanomolePerGram)
leu.trp = five percent PCA soluble isoleucine+tryptophan by HPLC
(system was unable
to separate these two amino acids) (nanomolePerGram)
trp.phe = five percent PCA soluble tryptophan+phenylalanine by HPLC
(system was
unable to separate these two amino acids) (nanomolePerGram)
cys = five percent PCA soluble cystine by HPLC (nanomolePerGram)
orn = five percent PCA soluble ornithine by HPLC (nanomolePerGram)
lys = five percent PCA soluble lysine by HPLC (nanomolePerGram)
his = five percent PCA soluble histidine by HPLC (nanomolePerGram)

| Variable | Min | Median | Mean | Max | NAs |
|--------------|----------|----------|----------|----------|-----|
| year | 1995.000 | 2002.000 | 2000.441 | 2008.000 | 0 |
| exch.ca | 0.560 | 23.325 | 41.588 | 842.860 | 16 |
| exch.k | 1.210 | 43.530 | 66.906 | 1633.400 | 11 |
| exch.mg | 1.220 | 10.385 | 20.641 | 408.150 | 12 |
| exch.mn | 0.280 | 2.930 | 6.697 | 133.710 | 17 |
| exch.p | -0.160 | 7.000 | 10.223 | 152.060 | 10 |
| exch.al | 0.007 | 8.136 | 15.384 | 297.294 | 13 |
| exch.fe | 0.000 | 1.164 | 2.071 | 25.765 | 12 |
| exch.na | 0.140 | 1.240 | 1.372 | 7.320 | 548 |
| exch.zn | 0.000 | 1.178 | 1.504 | 22.557 | 308 |
| tot.chloro | 285.650 | 760.000 | 790.732 | 1516.280 | 628 |
| chloro.a | 208.190 | 555.060 | 575.432 | 1023.420 | 628 |
| chloro.b | 77.460 | 201.855 | 215.301 | 492.860 | 628 |
| chloro.a.b | 1.996 | 2.736 | 2.746 | 3.957 | 628 |
| sol.proteins | 0.040 | 0.220 | 0.288 | 1.210 | 635 |
| put | 1.590 | 131.770 | 153.472 | 623.690 | 411 |
| spd | 0.360 | 74.105 | 77.671 | 224.710 | 412 |
| spm | 0.000 | 15.445 | 17.451 | 75.370 | 412 |
| spd.put | 0.034 | 0.487 | 0.583 | 1.903 | 412 |
| asp | 19.940 | 69.445 | 80.813 | 262.540 | 672 |
| glu | 25.650 | 284.230 | 781.890 | 3779.180 | 587 |
| gln | 0.000 | 170.990 | 254.261 | 1830.100 | 589 |
| ser | 0.000 | 43.720 | 48.394 | 233.180 | 585 |
| arg | 0.000 | 457.730 | 496.068 | 1578.930 | 651 |
| thr | 0.000 | 19.130 | 19.900 | 102.520 | 649 |
| gly | 0.000 | 5.025 | 17.004 | 206.250 | 590 |
| arg.thr | 0.000 | 468.550 | 559.795 | 3939.470 | 589 |
| arg.thr.gly | | | | | 710 |
| ala | 2.600 | 27.980 | 125.471 | 442.460 | 623 |
| pro | 0.000 | 47.430 | 50.367 | 216.850 | 586 |
| gaba | 3.970 | 86.660 | 121.867 | 549.200 | 587 |
| val | 0.000 | 7.340 | 12.623 | 50.770 | 585 |
| met | 0.000 | 0.000 | 3.291 | 24.360 | 589 |
| ile | 10.220 | 14.120 | 15.607 | 27.200 | 687 |
| leu | 8.730 | 12.210 | 12.143 | 15.290 | 687 |
| trp | 0.000 | 19.790 | 35.768 | 427.000 | 604 |
| phe | 0.000 | 11.450 | 15.934 | 57.270 | 597 |
| ile.leu | 43.630 | 97.390 | 109.905 | 446.240 | 688 |
| leu.trp | | | | | 710 |
| trp.phe | | | | | 710 |
| cys | 0.000 | 0.000 | 0.000 | 0.000 | 585 |
| orn | 0.000 | 0.000 | 3.016 | 54.490 | 587 |
| lys | 0.000 | 9.290 | 10.990 | 90.930 | 586 |
| his | 0.000 | 0.000 | 0.114 | 14.160 | 586 |

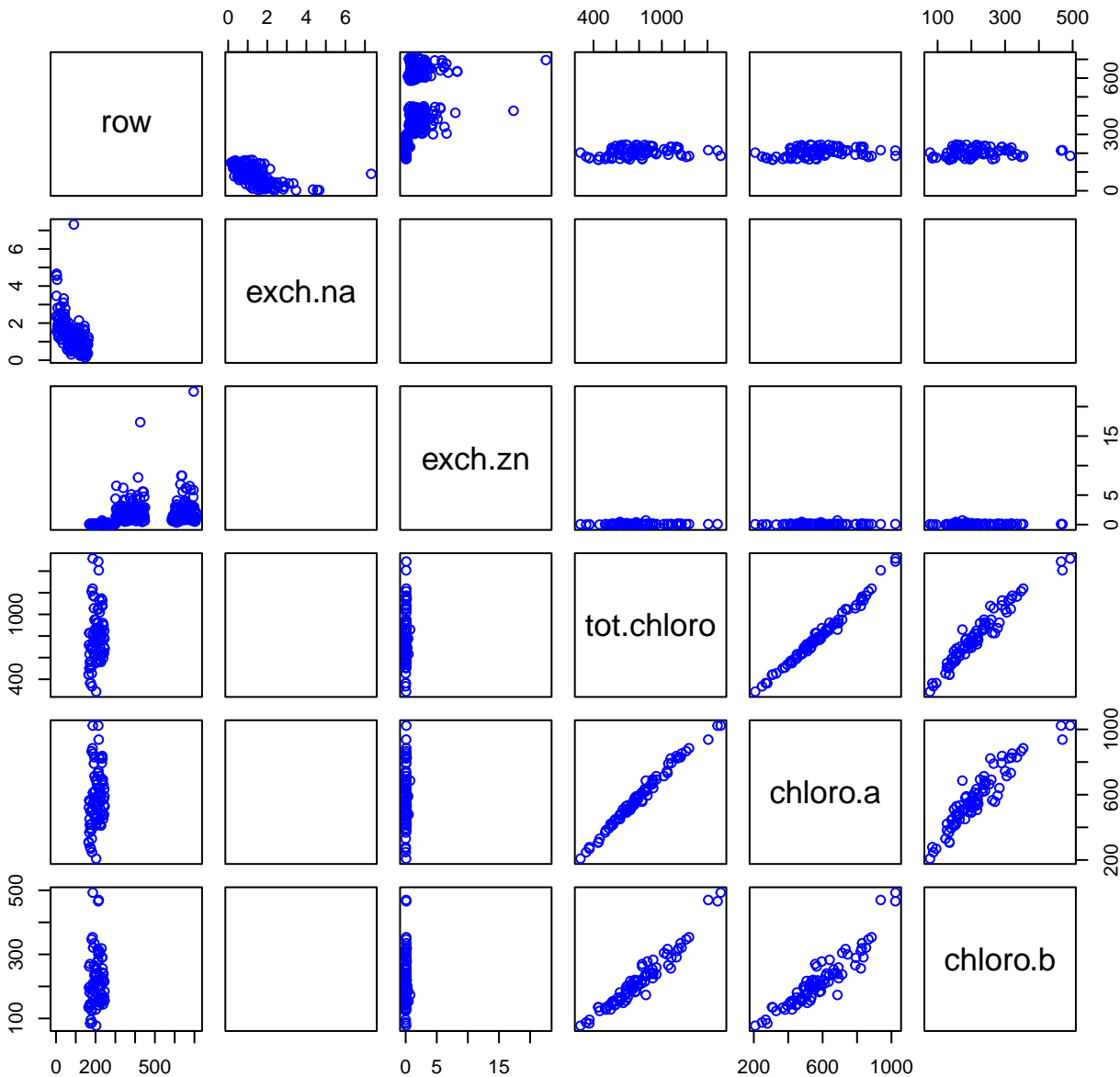
HF297-01 Plot 1



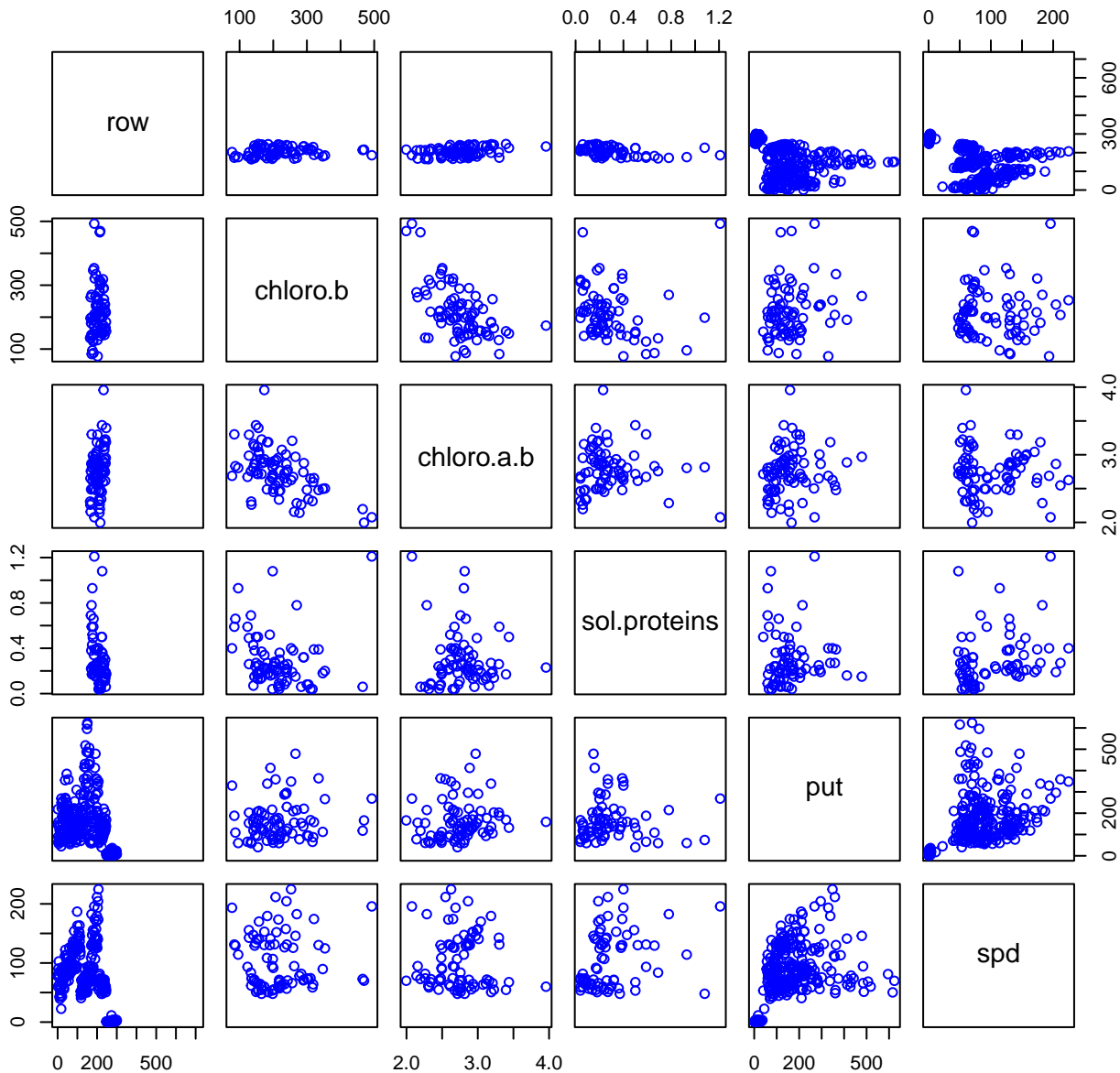
HF297-01 Plot 2



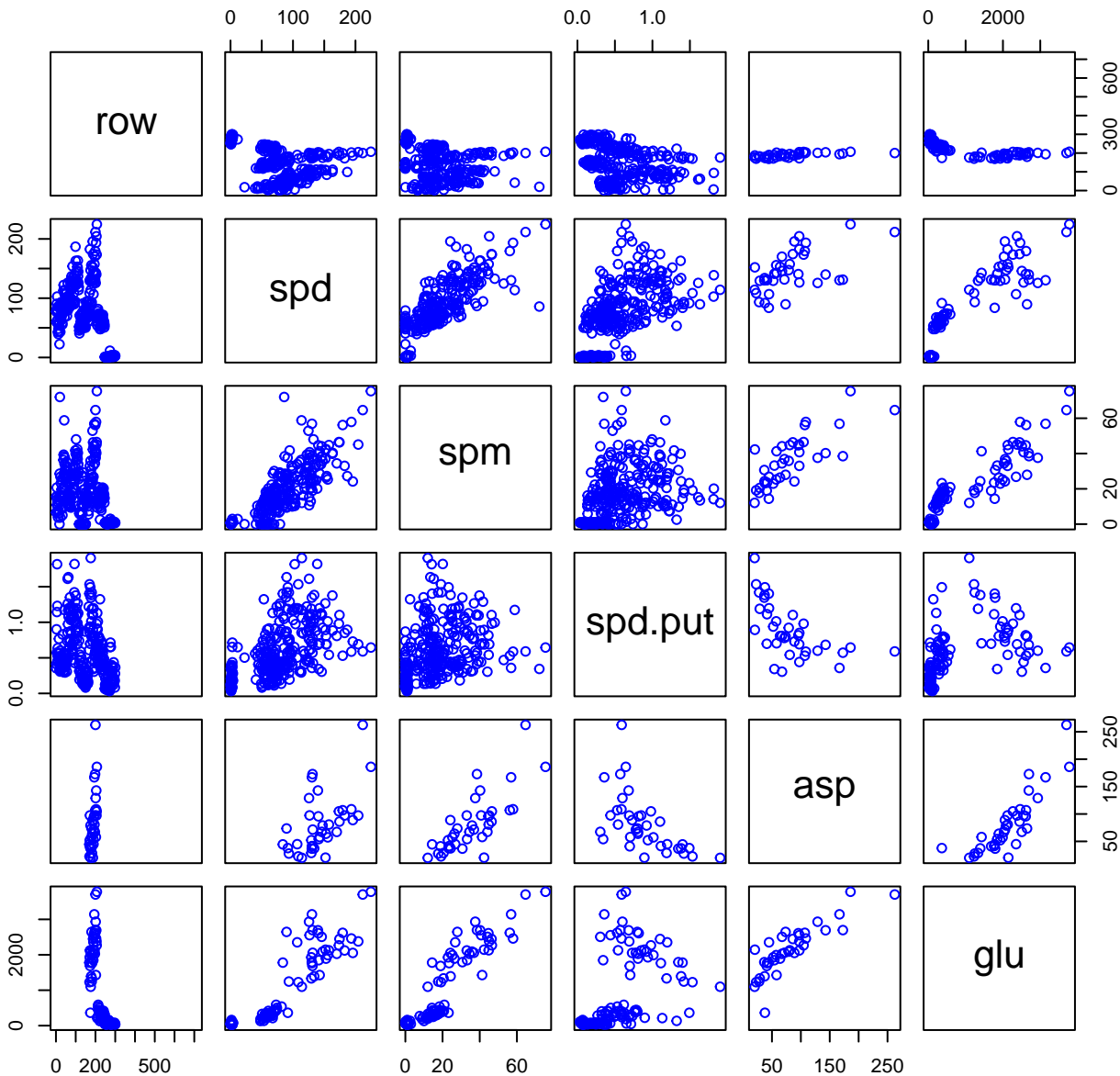
HF297-01 Plot 3



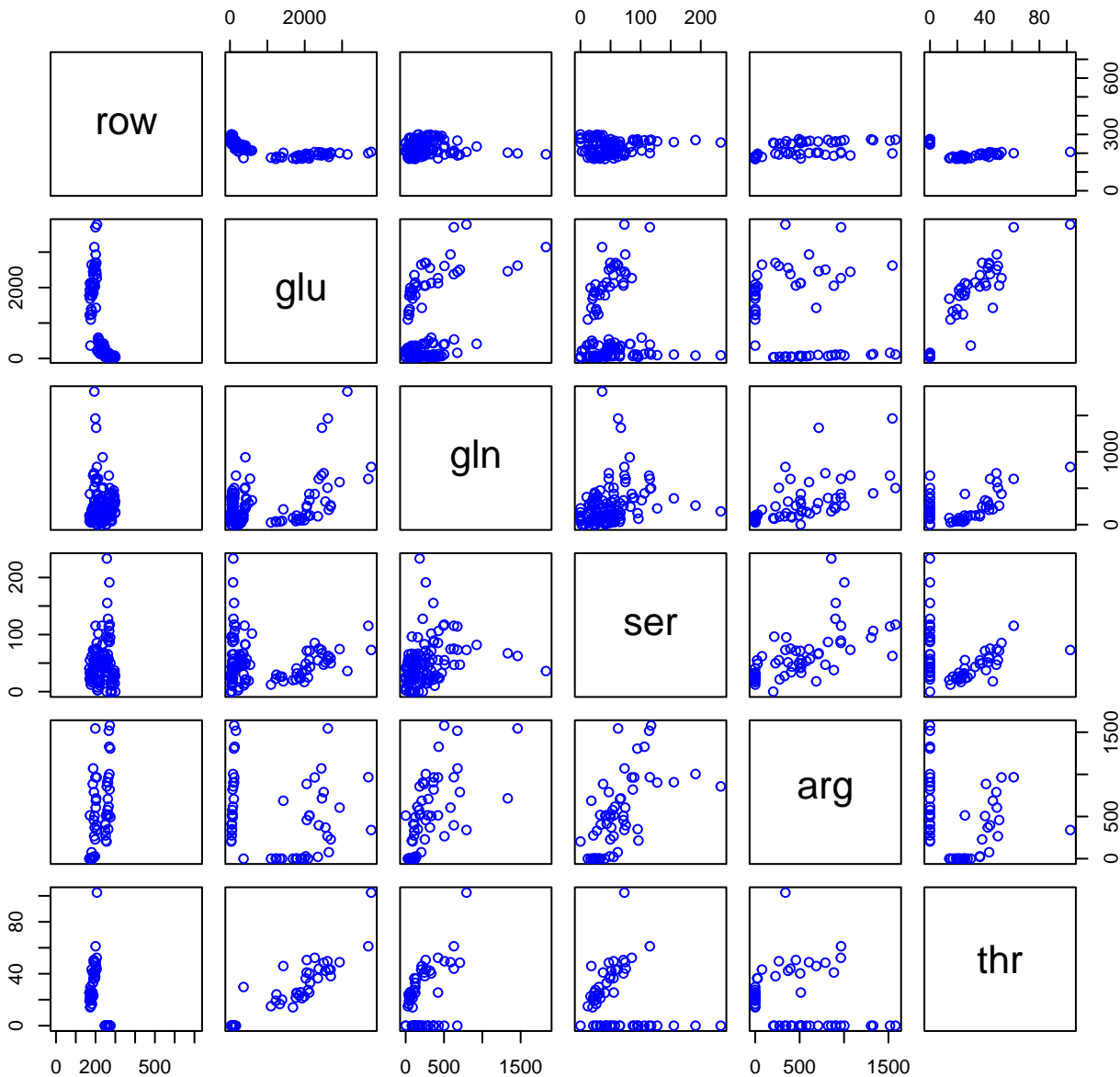
HF297-01 Plot 4



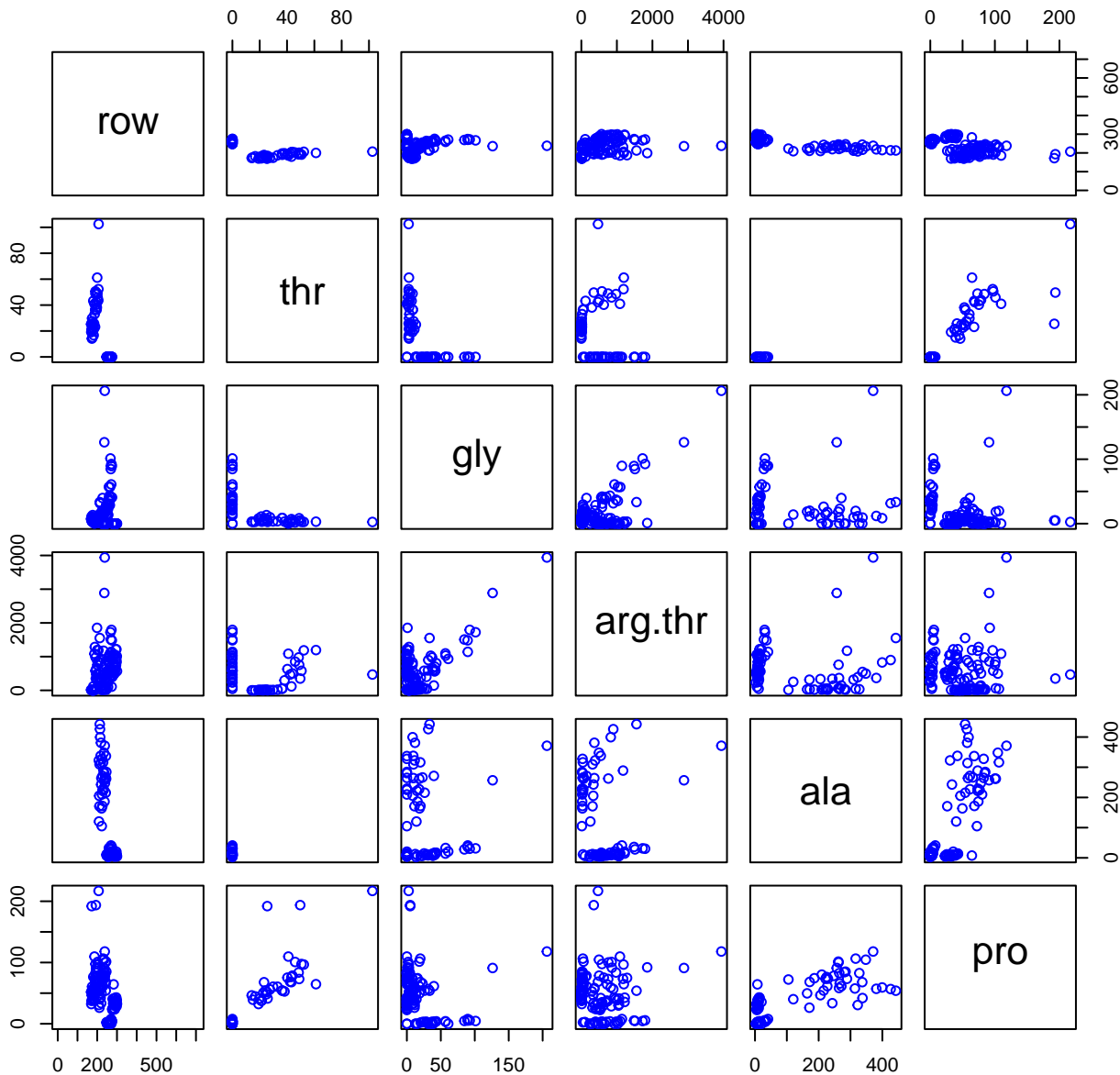
HF297-01 Plot 5



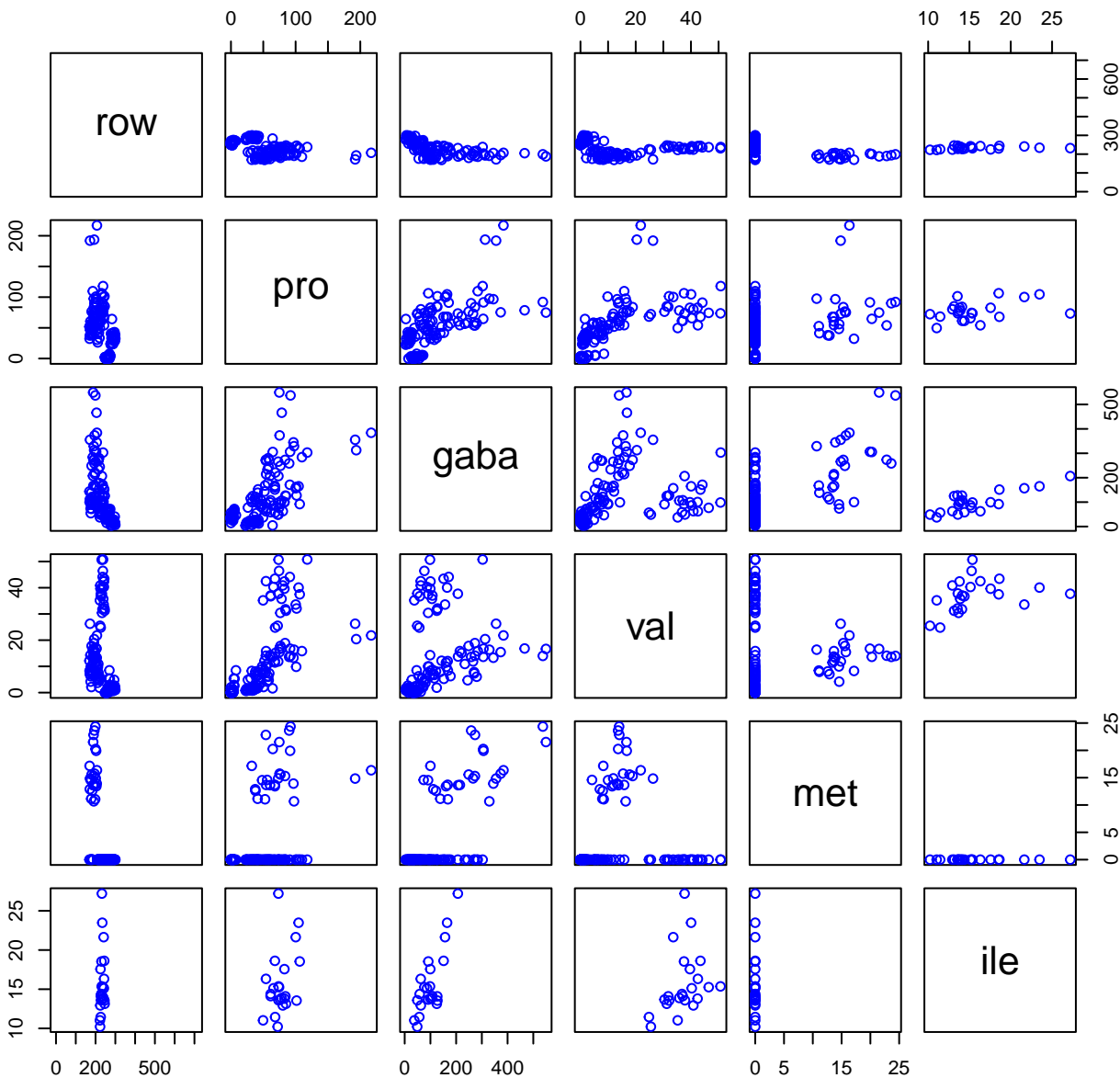
HF297-01 Plot 6



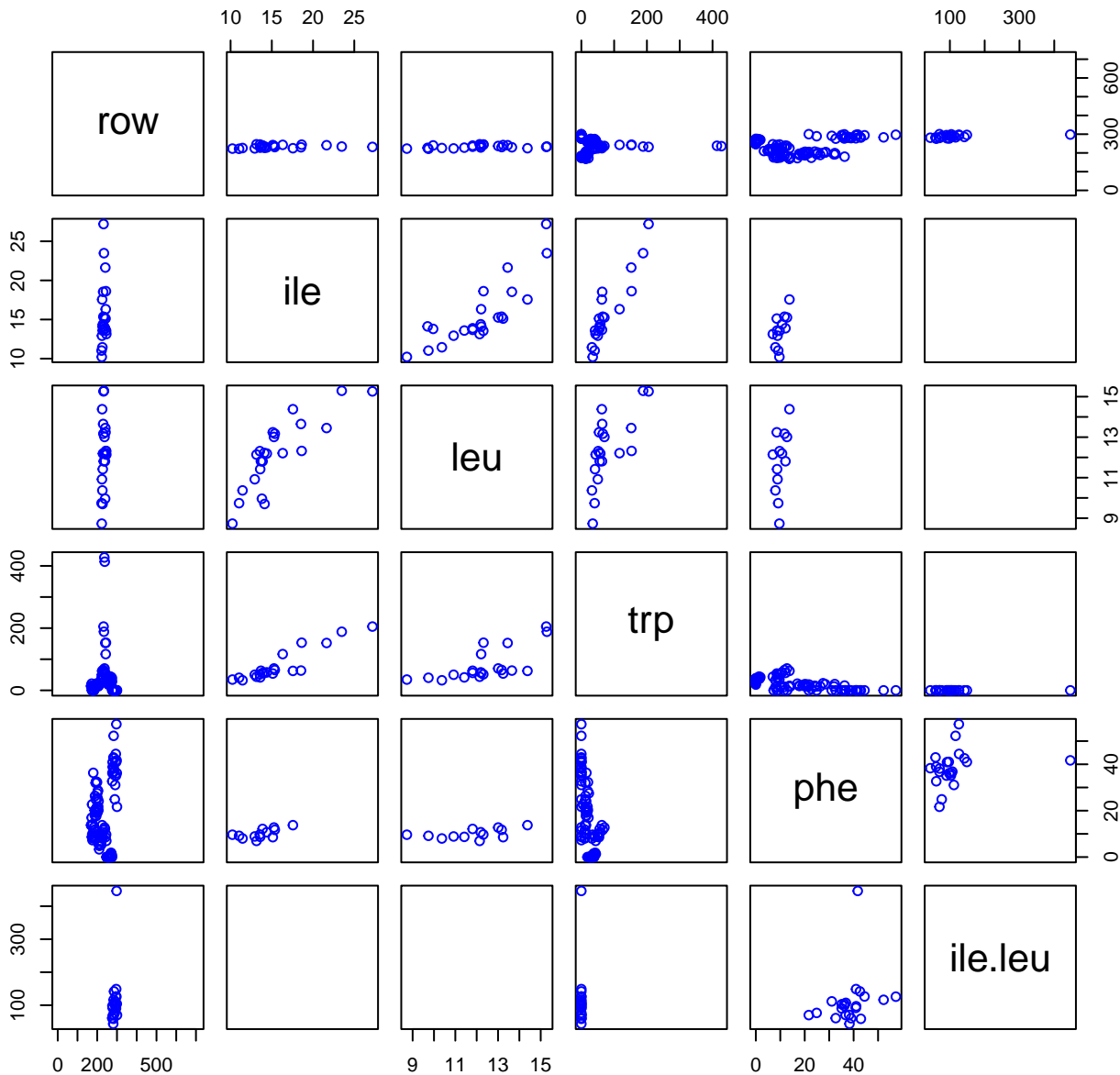
HF297-01 Plot 7



HF297-01 Plot 8



HF297-01 Plot 9



HF297-01 Plot 10

