

Harvard Forest Data Archive HF297-02

Data File:

Name = hf297-02-hw-site-oak.csv
Description = hardwood site oak
Rows = 606 Columns = 50
MD5 checksum = f2b0fc930d522e528f977b91520b685c

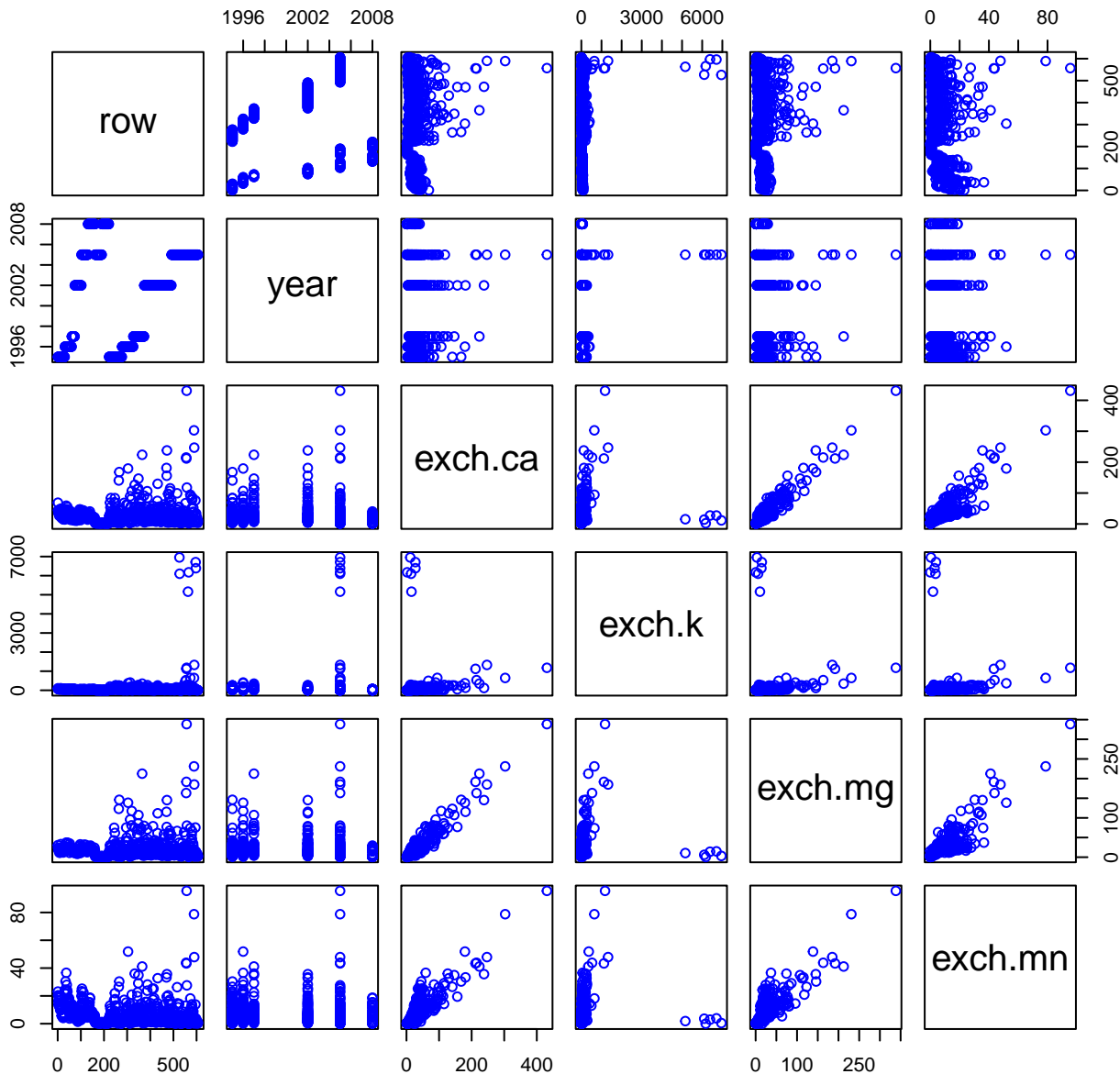
Variables:

year = year of sample collection
exch.ca = five percent PCA soluble Ca, by ICP (micromolePerGram)
exch.k = five percent PCA soluble K, by ICP (micromolePerGram)
exch.mg = five percent PCA soluble Mg, by ICP (micromolePerGram)
exch.mn = five percent PCA soluble Mn, by ICP (micromolePerGram)
exch.p = five percent PCA soluble P, by ICP (micromolePerGram)
exch.al = five percent PCA soluble Al, by ICP (micromolePerGram)
exch.fe = five percent PCA soluble Fe, by ICP (micromolePerGram)
exch.na = five percent PCA soluble Na, by ICP (micromolePerGram)
exch.zn = five percent PCA soluble Zn, by ICP (micromolePerGram)
tot.chloro = total chlorophyll by spectrophotometer
(microgramPerGram)
chloro.a = total chlorophyll by spectrophotometer (microgramPerGram)
chloro.b = total chlorophyll by spectrophotometer (microgramPerGram)
chloro.a.b = total chlorophyll by spectrophotometer
(microgramPerGram)
sol.proteins = soluble proteins by spectrophotometer
(milligramPerGram)
put = five percent PCA soluble putrescine by HPLC (nanomolePerGram)
spd = five percent PCA soluble spermidine by HPLC (nanomolePerGram)
spm = five percent PCA soluble spermine by HPLC (nanomolePerGram)
spd.put = ratio of spermidine to putrescine (dimensionless)
asp = five percent PCA soluble aspartic acid by HPLC
(nanomolePerGram)
glu = five percent PCA soluble glutamic acid by HPLC
(nanomolePerGram)
gln = five percent PCA soluble glutamine by HPLC (nanomolePerGram)
ser = five percent PCA soluble serine by HPLC (nanomolePerGram)
arg = five percent PCA soluble arginine by HPLC (nanomolePerGram)
thr = five percent PCA soluble threonine by HPLC (nanomolePerGram)
gly = five percent PCA soluble glycine by HPLC (nanomolePerGram)
arg.thr = five percent PCA soluble arginine+threonine by HPLC
(system was unable to
separate these two amino acids) (nanomolePerGram)
arg.thr.gly = five percent PCA soluble arginine+threonine+glycine by
HPLC (system was
unable to separate these three amino acids)
(nanomolePerGram)
ala = five percent PCA soluble alanine by HPLC (nanomolePerGram)
pro = five percent PCA soluble proline by HPLC (nanomolePerGram)
gaba = five percent PCA soluble g-aminobutyric acid by HPLC
(nanomolePerGram)

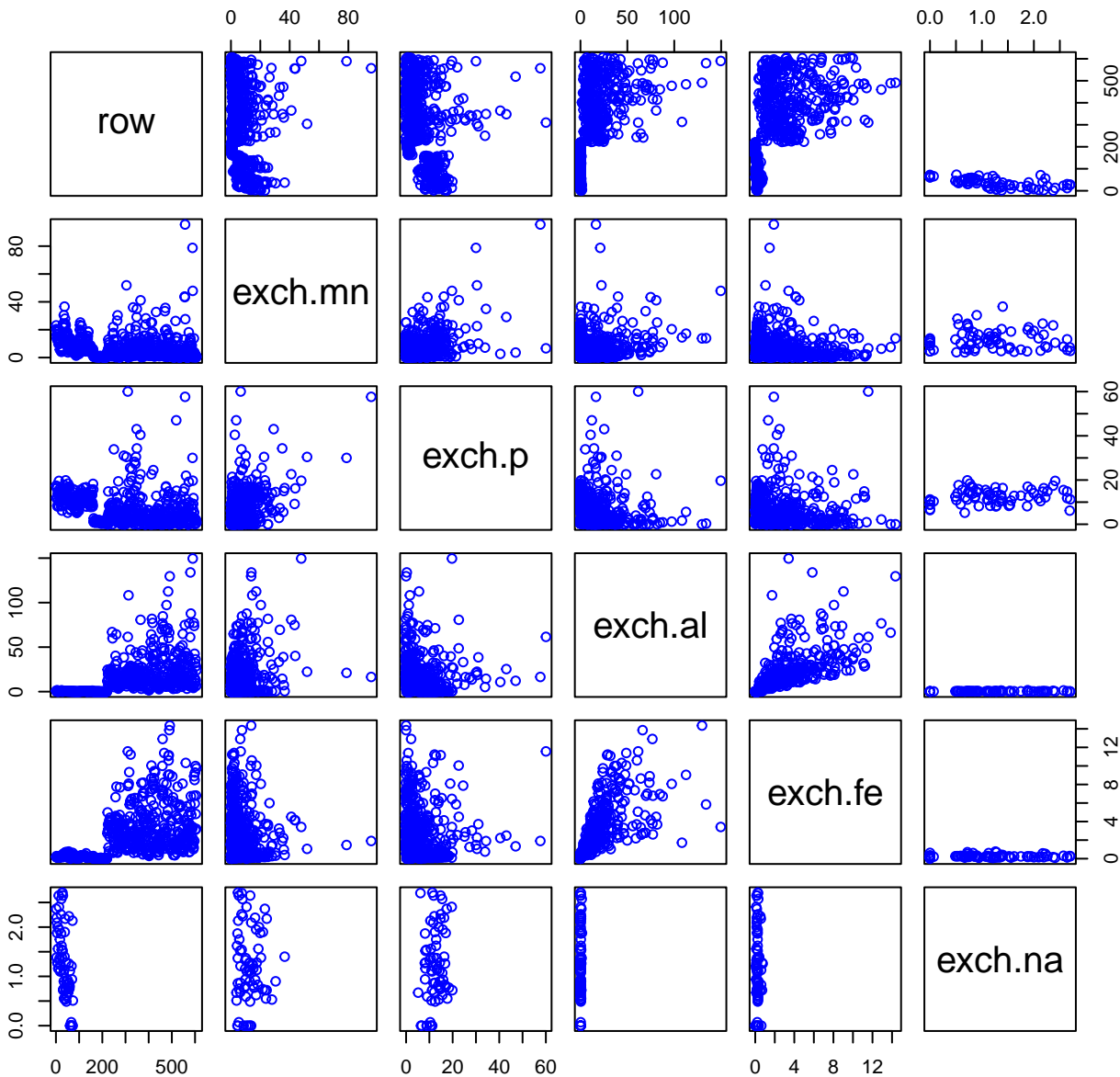
val = five percent PCA soluble valine by HPLC (nanomolePerGram)
met = five percent PCA soluble methionine by HPLC (nanomolePerGram)
ile = five percent PCA soluble isoleucine by HPLC (nanomolePerGram)
leu = five percent PCA soluble leucine by HPLC (nanomolePerGram)
trp = five percent PCA soluble tryptophan by HPLC (nanomolePerGram)
phe = five percent PCA soluble phenylalanine by HPLC
(nanomolePerGram)
ile.leu = five percent PCA soluble isoleucine+leucine by HPLC
(system was unable to
separate these two amino acids) (nanomolePerGram)
leu.trp = five percent PCA soluble isoleucine+tryptophan by HPLC
(system was unable
to separate these two amino acids) (nanomolePerGram)
trp.phe = five percent PCA soluble tryptophan+phenylalanine by HPLC
(system was
unable to separate these two amino acids) (nanomolePerGram)
cys = five percent PCA soluble cystine by HPLC (nanomolePerGram)
orn = five percent PCA soluble ornithine by HPLC (nanomolePerGram)
lys = five percent PCA soluble lysine by HPLC (nanomolePerGram)
his = five percent PCA soluble histidine by HPLC (nanomolePerGram)

Variable	Min	Median	Mean	Max	NAs
year	1995.000	2002.000	2001.195	2008.000	0
exch.ca	1.200	22.665	30.578	430.980	8
exch.k	0.000	45.055	129.131	6952.760	10
exch.mg	0.470	15.950	21.859	338.510	7
exch.mn	0.000	4.790	7.398	95.540	7
exch.p	-0.160	5.220	7.045	60.040	7
exch.al	0.000	9.044	15.042	149.536	7
exch.fe	0.000	1.412	2.333	14.352	8
exch.na	0.000	1.145	1.221	2.700	534
exch.zn	0.000	0.915	1.088	11.158	198
tot.chloro	463.330	2307.970	2453.714	4875.500	519
chloro.a	294.830	1550.230	1619.857	3082.570	519
chloro.b	168.500	816.950	833.857	1879.100	519
chloro.a.b	0.974	2.017	2.135	3.128	519
sol.proteins	0.210	1.350	1.570	5.120	519
put	2.570	165.380	436.254	5225.260	393
spd	2.340	80.580	76.155	188.480	393
spm	0.810	31.340	31.157	107.090	394
spd.put	0.013	0.415	0.521	2.488	393
asp	0.000	24.850	30.721	162.310	579
glu	52.510	303.960	758.712	5442.000	465
gln	0.000	0.000	44.637	1295.220	468
ser	0.000	35.390	52.178	532.800	467
arg	0.000	24.180	157.628	2700.840	521
thr	0.000	37.320	46.656	208.970	523
gly	0.000	3.990	11.861	252.610	497
arg.thr	0.000	193.160	427.755	3252.160	551
arg.thr.gly	0.000	88.790	147.034	844.620	521
ala	6.930	249.905	357.156	2253.200	492
pro	3.630	35.280	47.423	412.510	465
gaba	24.890	236.715	296.613	1589.960	464
val	0.860	20.890	22.961	115.770	467
met	0.000	0.000	0.148	21.020	464
ile	22.160	34.055	38.016	84.150	576
leu	19.680	29.010	30.310	58.690	585
trp	0.000	75.550	124.374	511.400	464
phe	0.000	33.345	31.623	85.020	494
ile.leu	14.990	54.180	63.476	191.460	579
leu.trp					606
trp.phe					606
cys	0.000	0.000	4.529	166.310	464
orn	0.000	0.000	1.731	28.350	464
lys	0.000	7.615	10.219	66.030	464
his	0.000	0.000	0.850	40.220	464

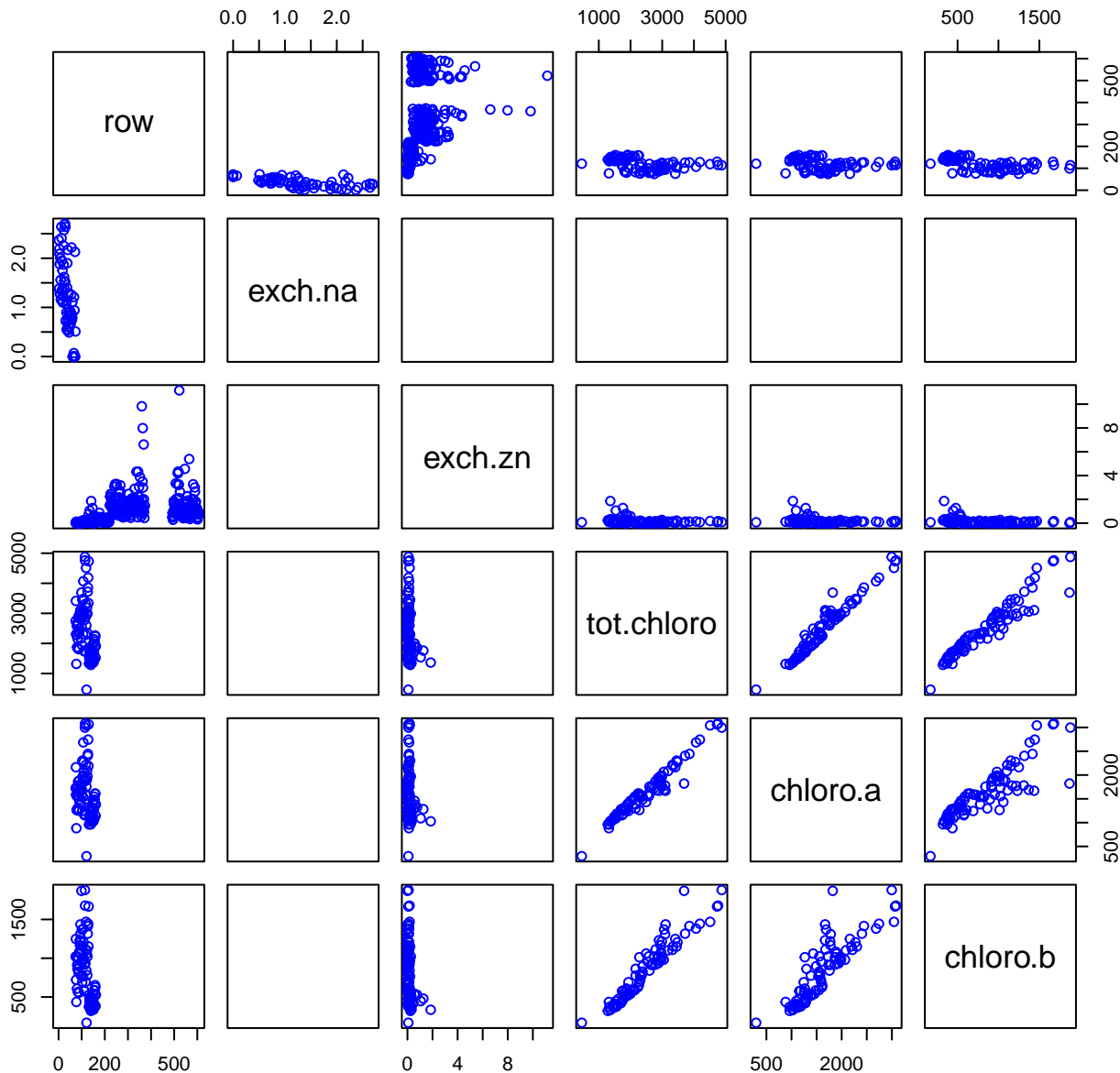
HF297-02 Plot 1



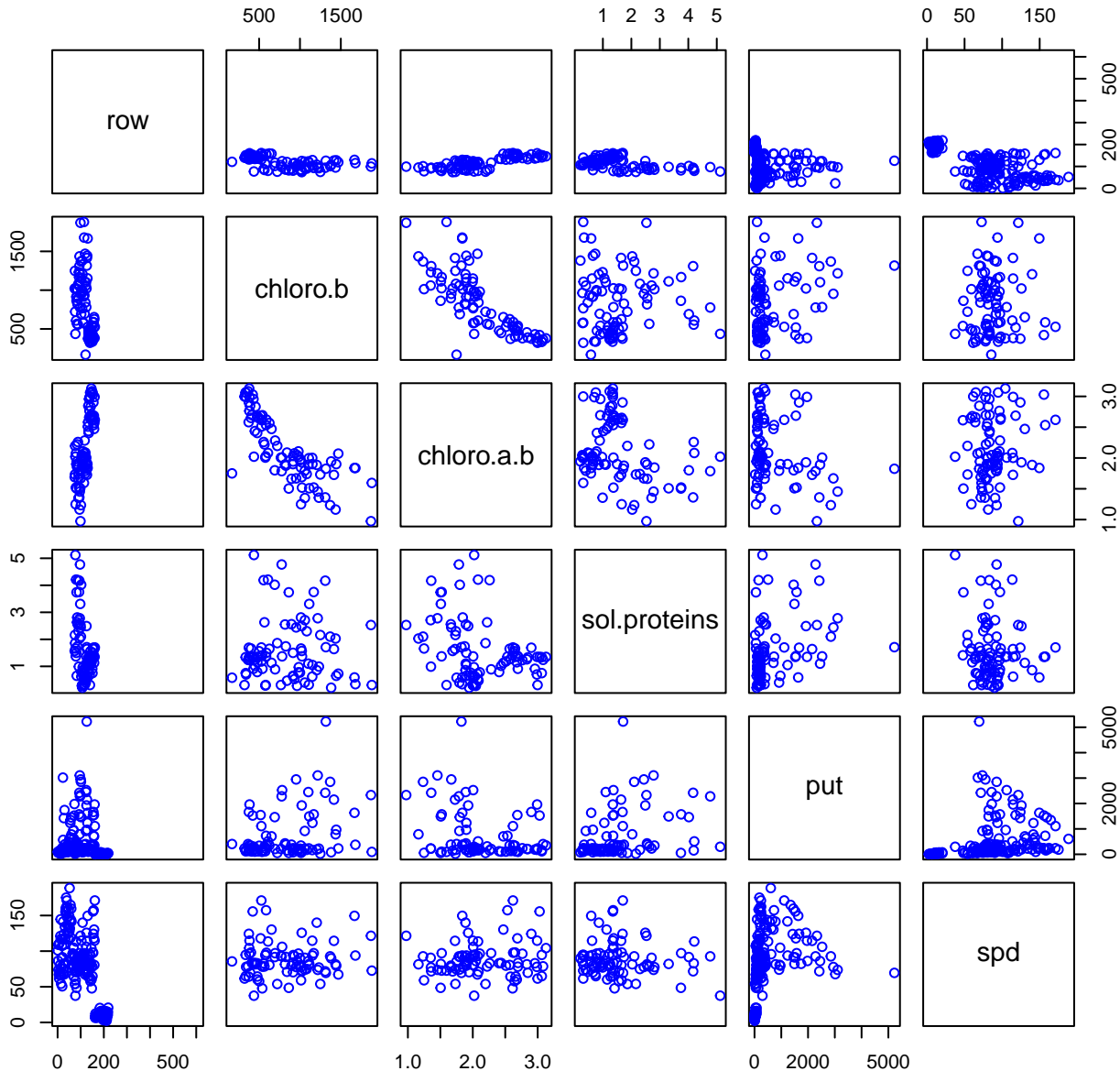
HF297-02 Plot 2



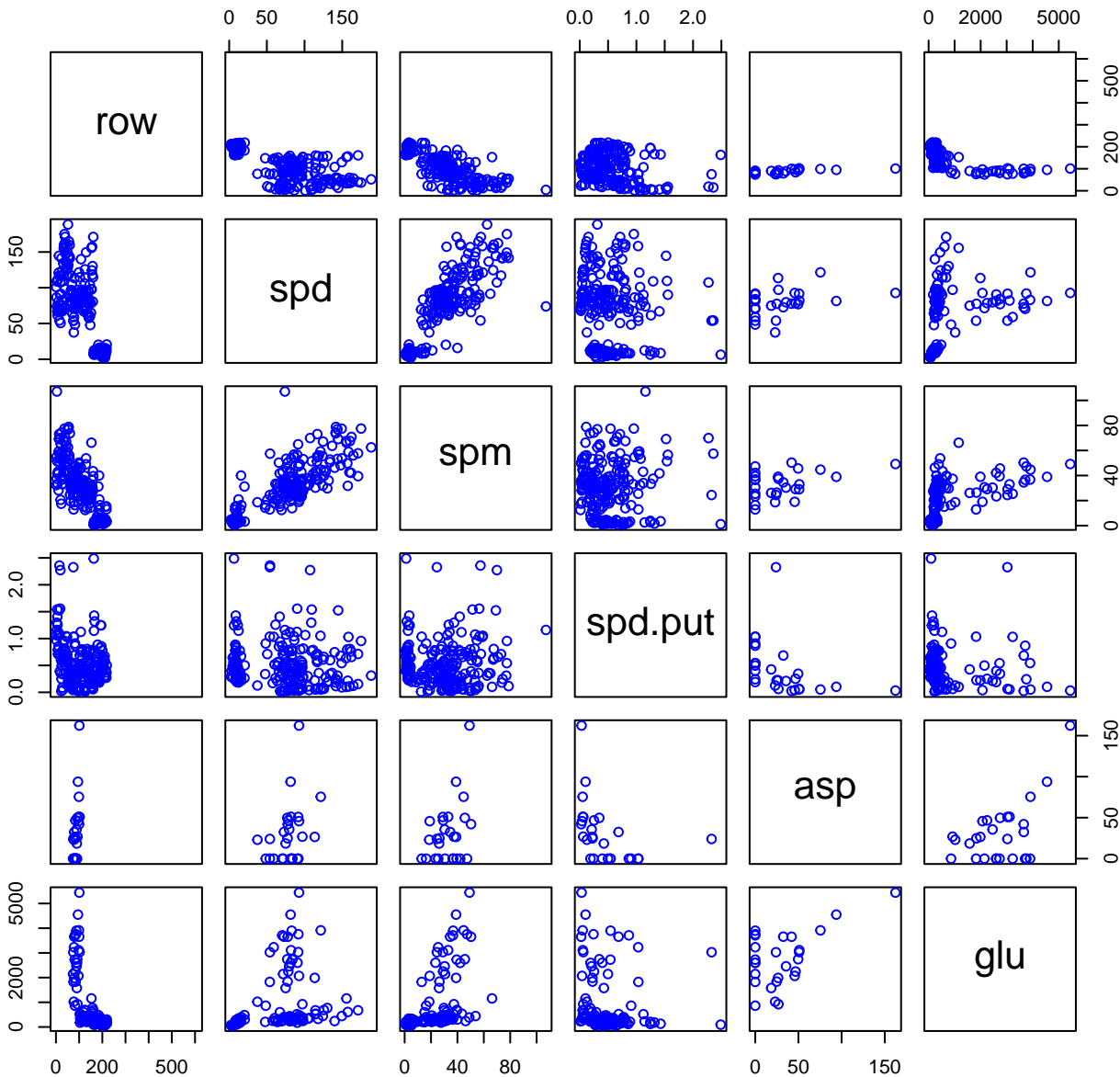
HF297-02 Plot 3



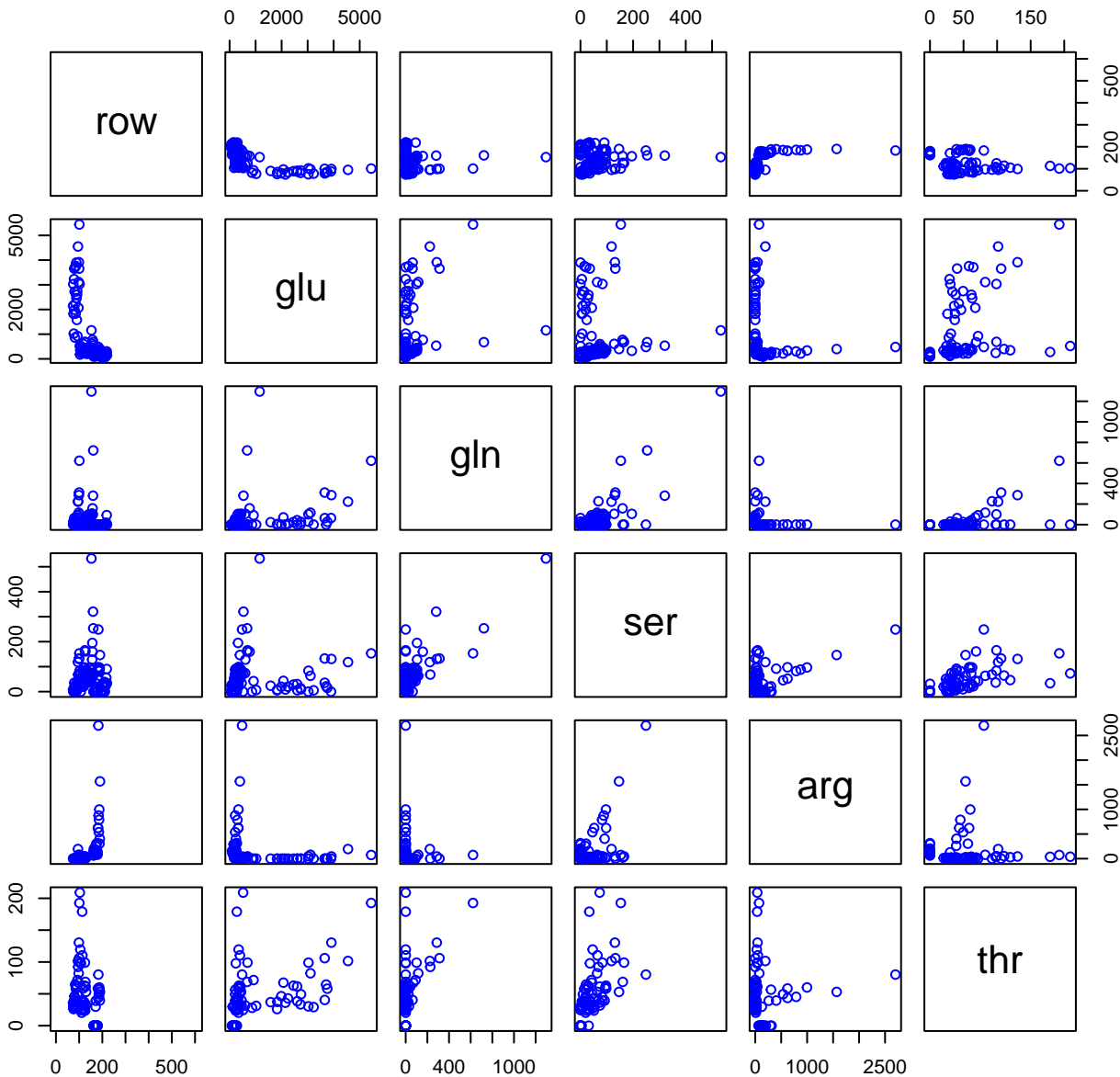
HF297-02 Plot 4



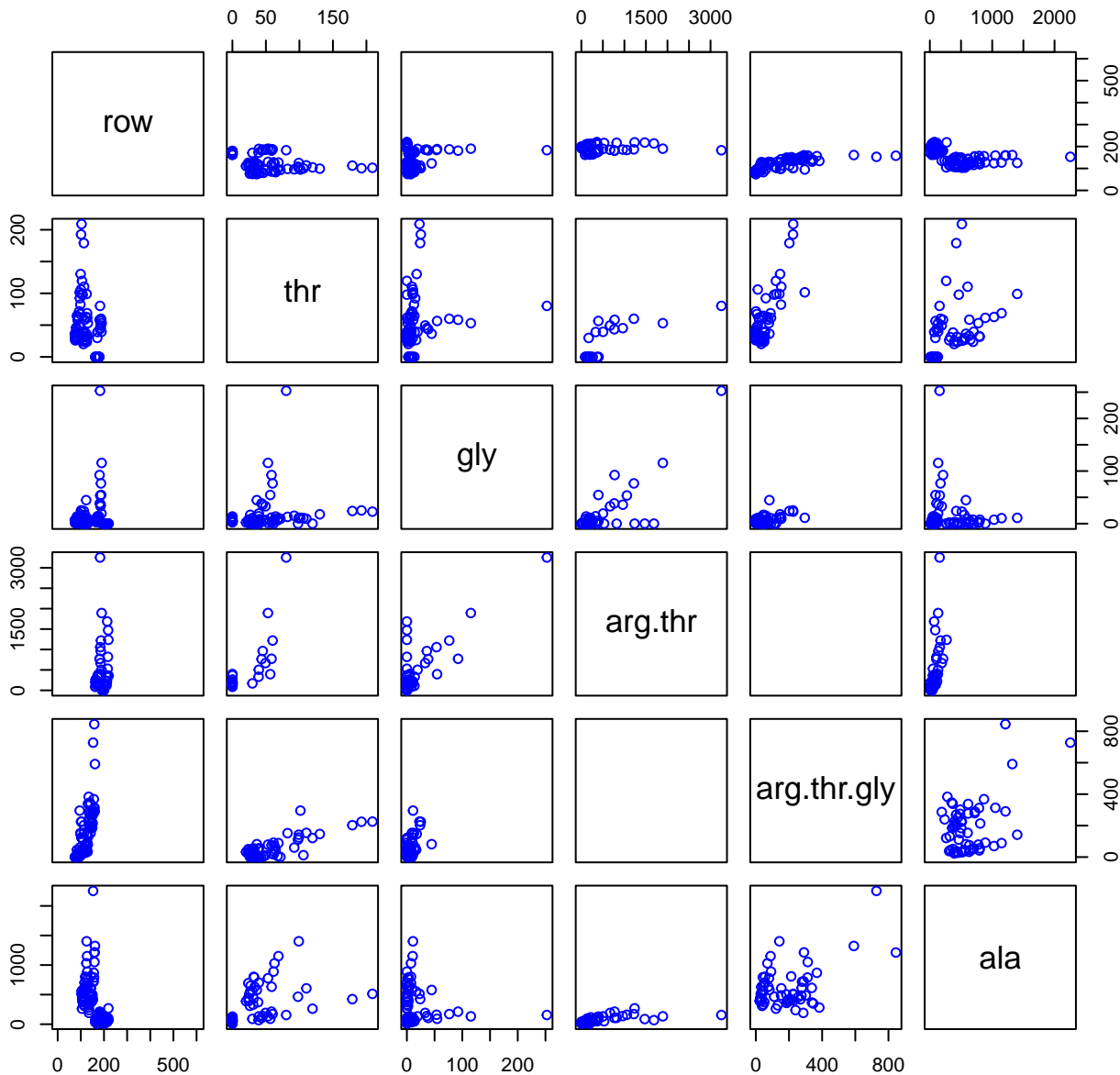
HF297-02 Plot 5



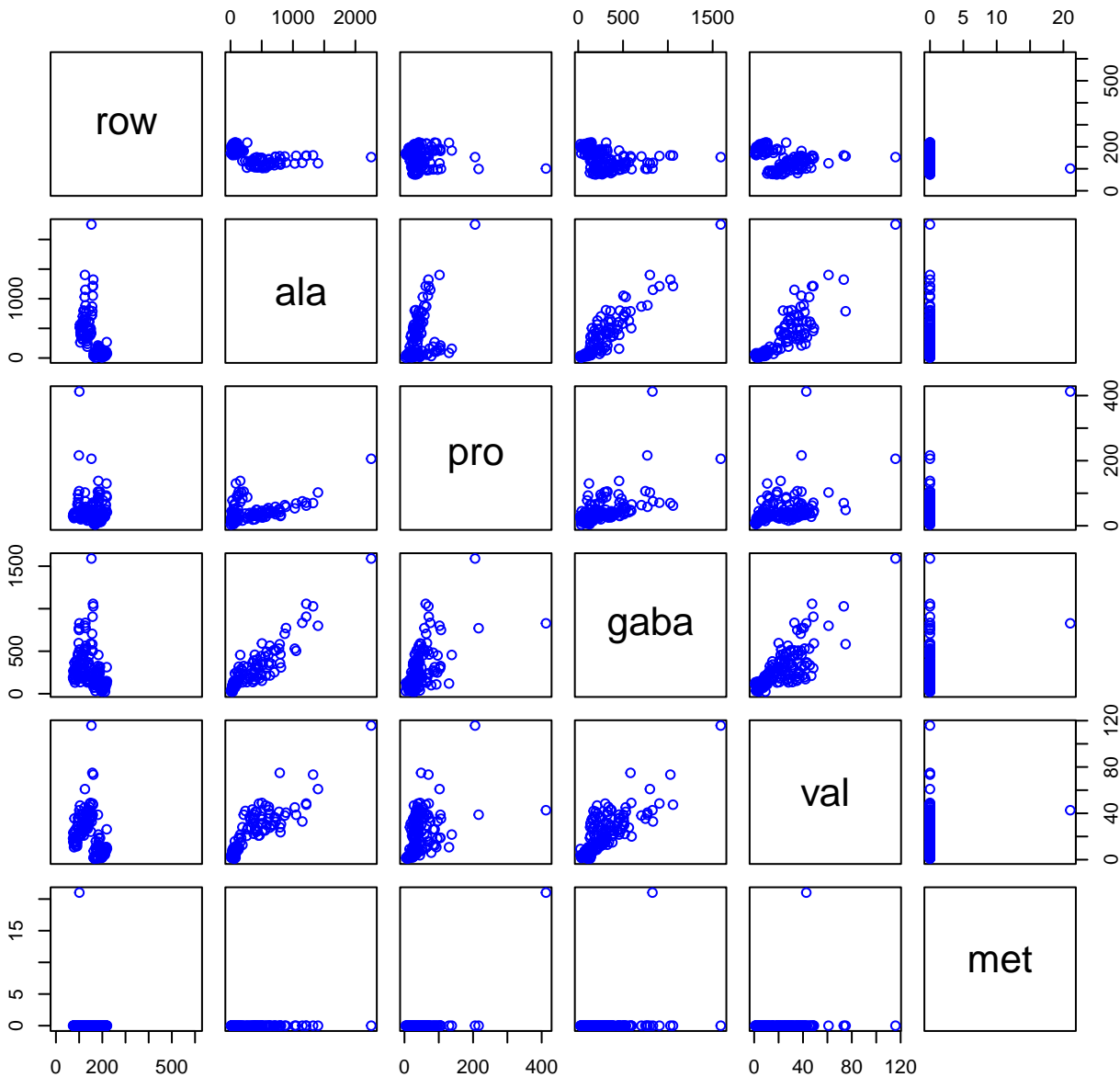
HF297-02 Plot 6



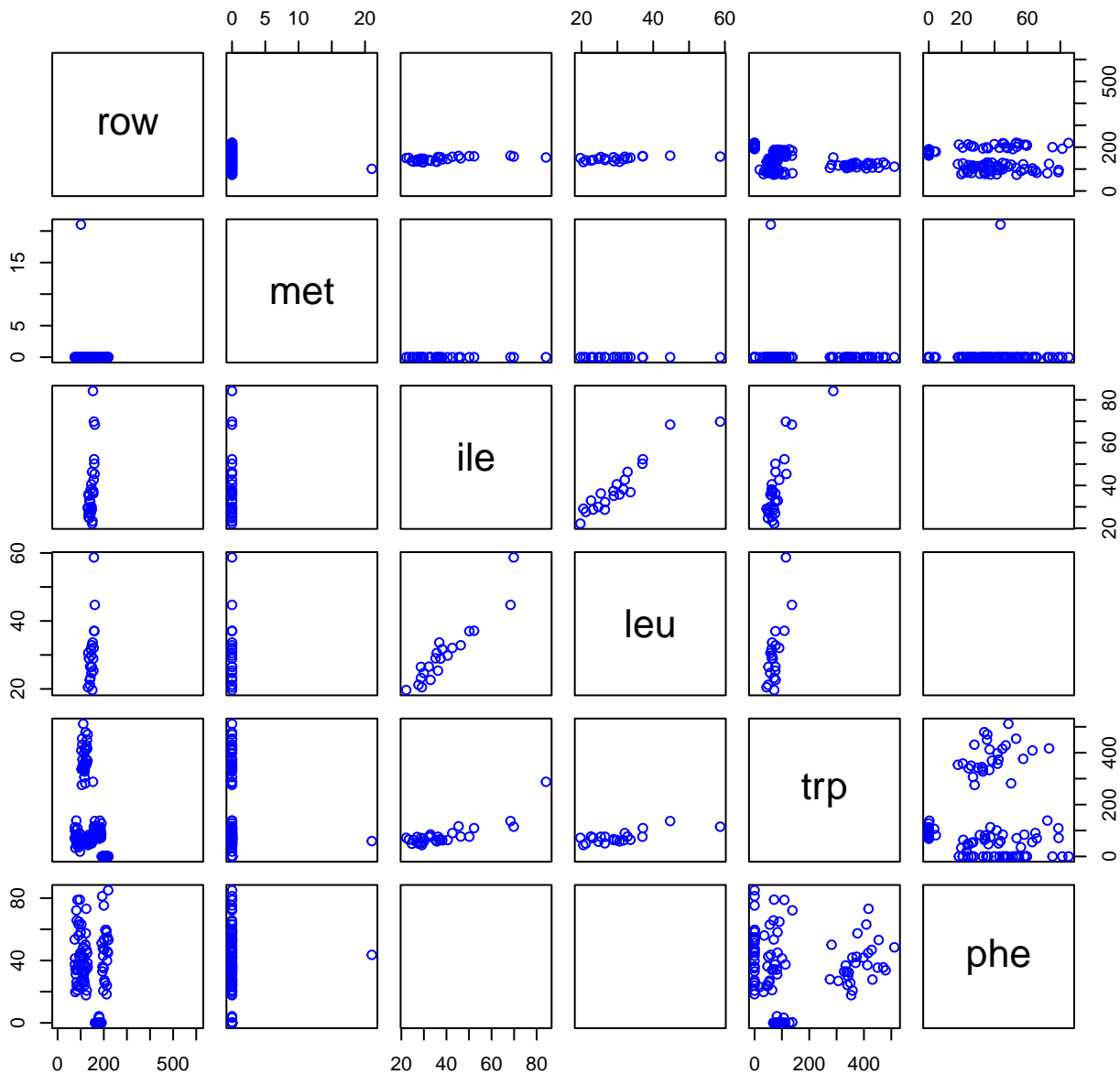
HF297-02 Plot 7



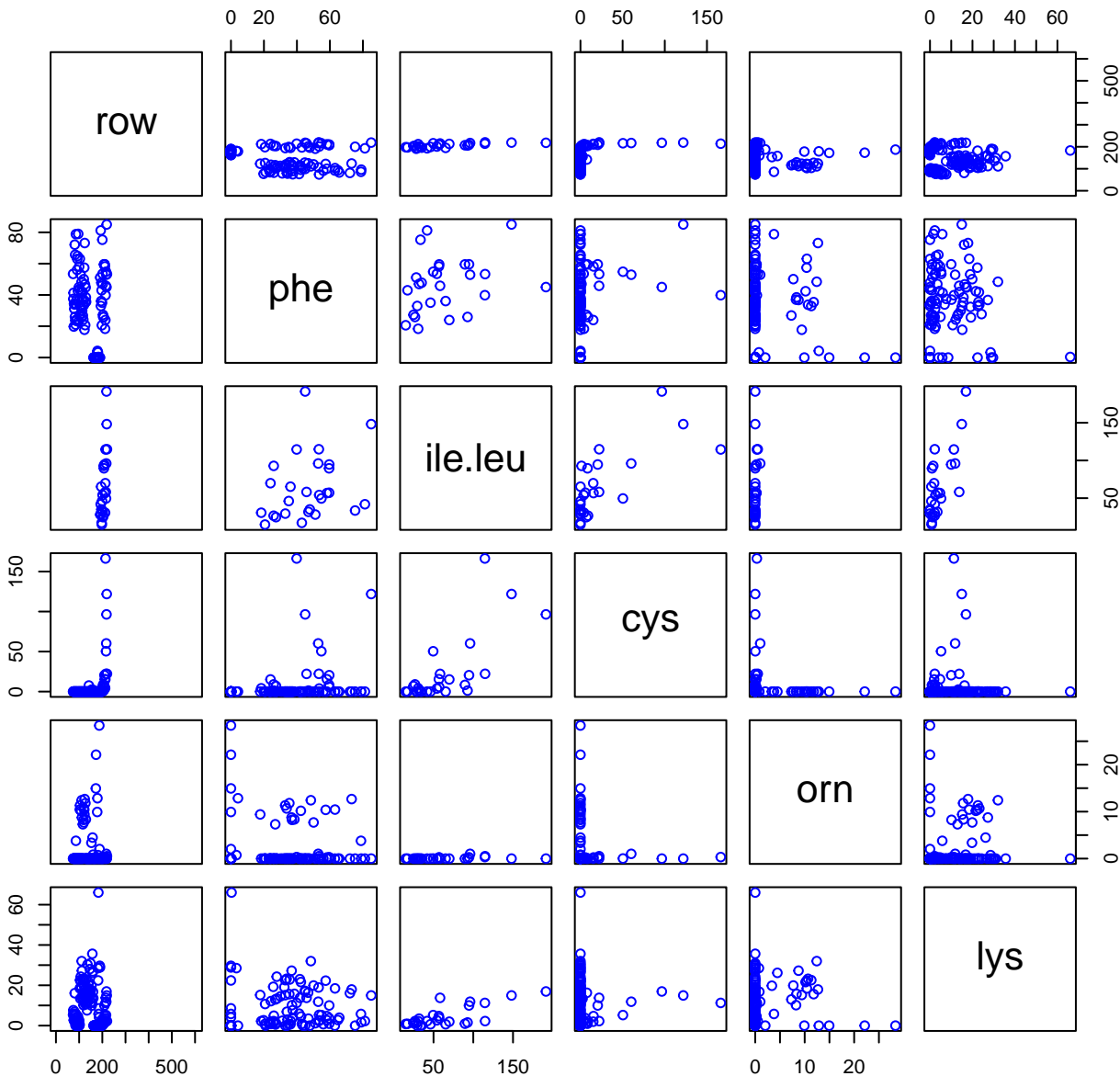
HF297-02 Plot 8



HF297-02 Plot 9



HF297-02 Plot 10



HF297-02 Plot 11

