

Harvard Forest Data Archive HF328-01

Data File:

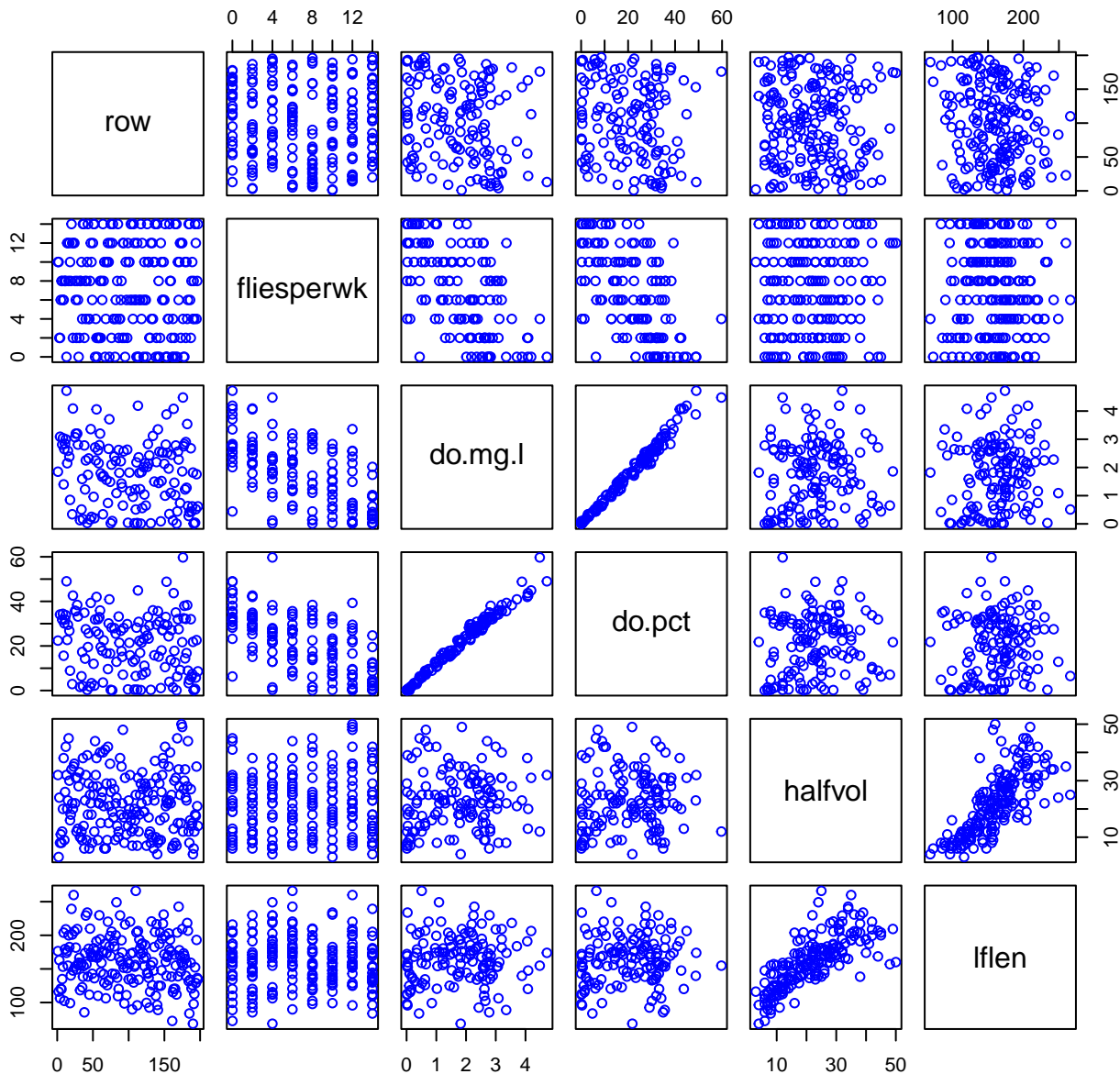
Name = hf328-01-sapu-prey-additions-2002.csv  
Description = prey additions  
Rows = 197 Columns = 22  
MD5 checksum = 9345cff725be9d15af6cb48a154eb4ff

Variables:

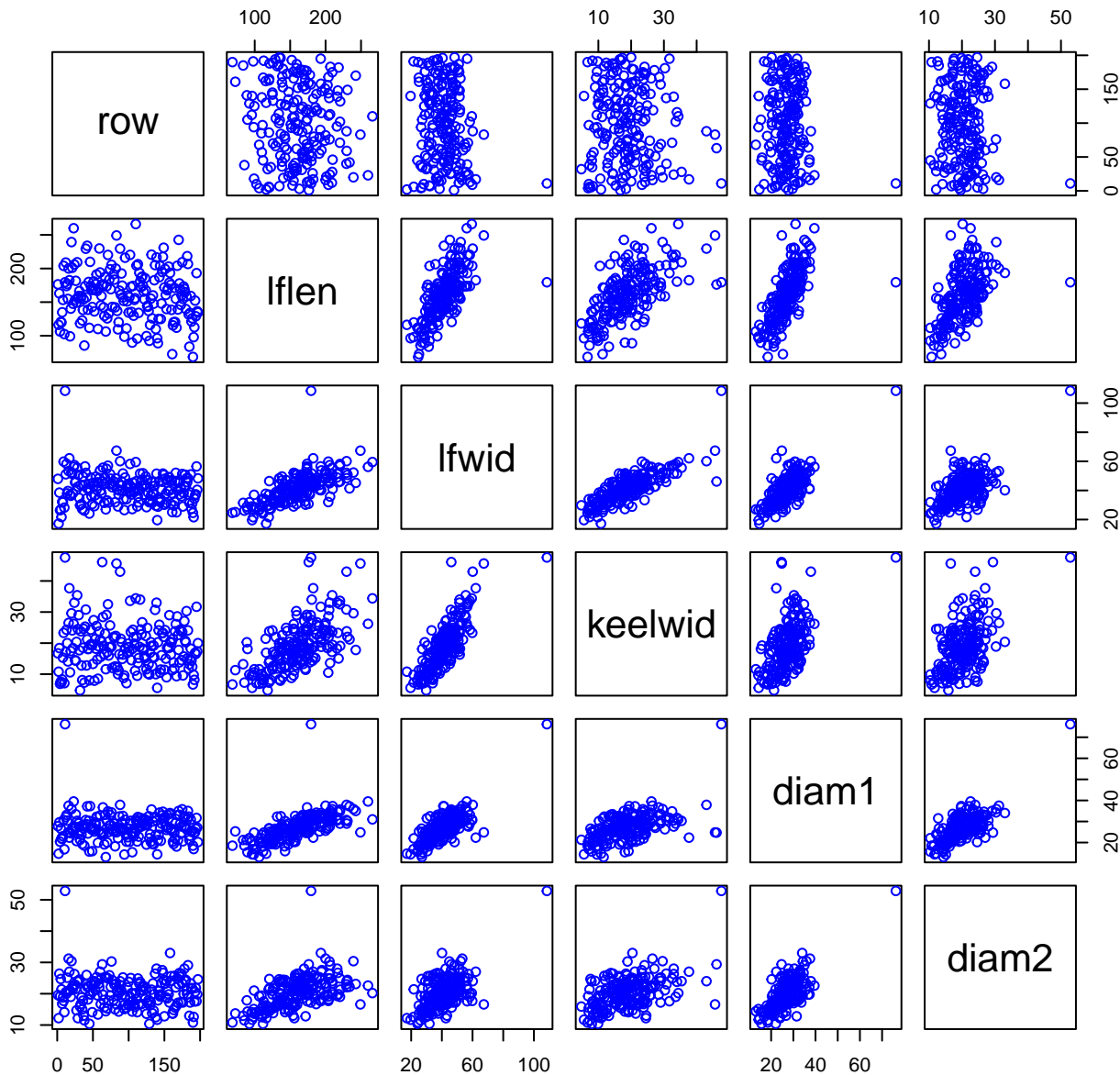
fliesperwk = number of flies added each week (number)  
do.mg.l = dissolved oxygen concentration (milligramsPerLiter)  
do.pct = dissolved oxygen (percent saturation) (dimensionless)  
halfvol = half of the total volume of the pitcher (milliliter)  
lflen = leaf length, measured from the base of the pitcher to the  
top of the  
hood (millimeter)  
lfwid = maximum leaf width, measured from the midrib and including the  
keel (millimeter)  
keelwid = maximum width of the keel, from its outer edge to the edge  
of the pitcher  
tube (millimeter)  
diam1 = larger diameter of the elliptical pitcher mouth (millimeter)  
diam2 = smaller diameter of the elliptical pitcher mouth, measured  
perpendicular  
to diam1 (millimeter)  
leafarea = leaf area of the flattened pitcher (squareCentimeters)  
leafmass = dry mass of the pitcher (gram)  
ph = pH of the pitcher fluid (dimensionless)  
no3 = concentration of nitrate-N in the pitcher fluid  
(milligramsPerLiter)  
nh4 = concentration of ammonium-N in the pitcher fluid  
(milligramsPerLiter)  
po4 = concentration of phosphate-P in the pitcher fluid  
(milligramsPerLiter)  
pct.n = concentration of nitrogen in dried leaf tissue  
(percent)  
(dimensionless)  
ca.ppm = concentration of calcium in dried leaf tissue (ppm)  
(dimensionless)  
p.ppm = concentration of total phosphorus in dried leaf tissue  
(ppm) (dimensionless)  
k.ppm = concentration of potassium in dried leaf tissue  
(ppm)  
(dimensionless)  
mg.ppm = concentration of magnesium in dried leaf tissue  
(ppm)  
(dimensionless)

Variable	Min	Median	Mean	Max	NAs
fliesperwk	0.000	8.000	7.005	14.000	0
do.mg.l	0.010	1.820	1.776	4.720	58
do.pct	0.100	22.300	20.772	59.700	58
halfvol	3.000	22.000	21.961	50.000	3
lflen	68.500	160.000	161.091	266.100	2
lfwid	17.200	41.350	41.439	108.460	2
keelwid	4.800	18.400	18.989	47.550	2
diam1	13.100	26.800	27.141	76.200	2
diam2	10.400	20.500	20.438	52.830	2
leafarea	1.050	86.080	79.319	285.540	2
leafmass	0.120	0.770	0.812	1.990	2
ph	3.370	6.375	6.214	9.940	19
no3	-0.660	0.080	0.118	2.960	60
nh4	-0.010	1.055	1.937	4.290	43
po4	-0.260	0.350	0.681	3.530	128
pct.n	0.680	1.380	1.485	2.850	2
ca.ppm	107.500	394.600	450.674	1297.000	2
p.ppm	129.200	1425.900	1537.623	3601.200	2
k.ppm	1633.400	3845.700	4264.628	10906.400	2
mg.ppm	493.600	1079.200	1114.768	2516.400	2

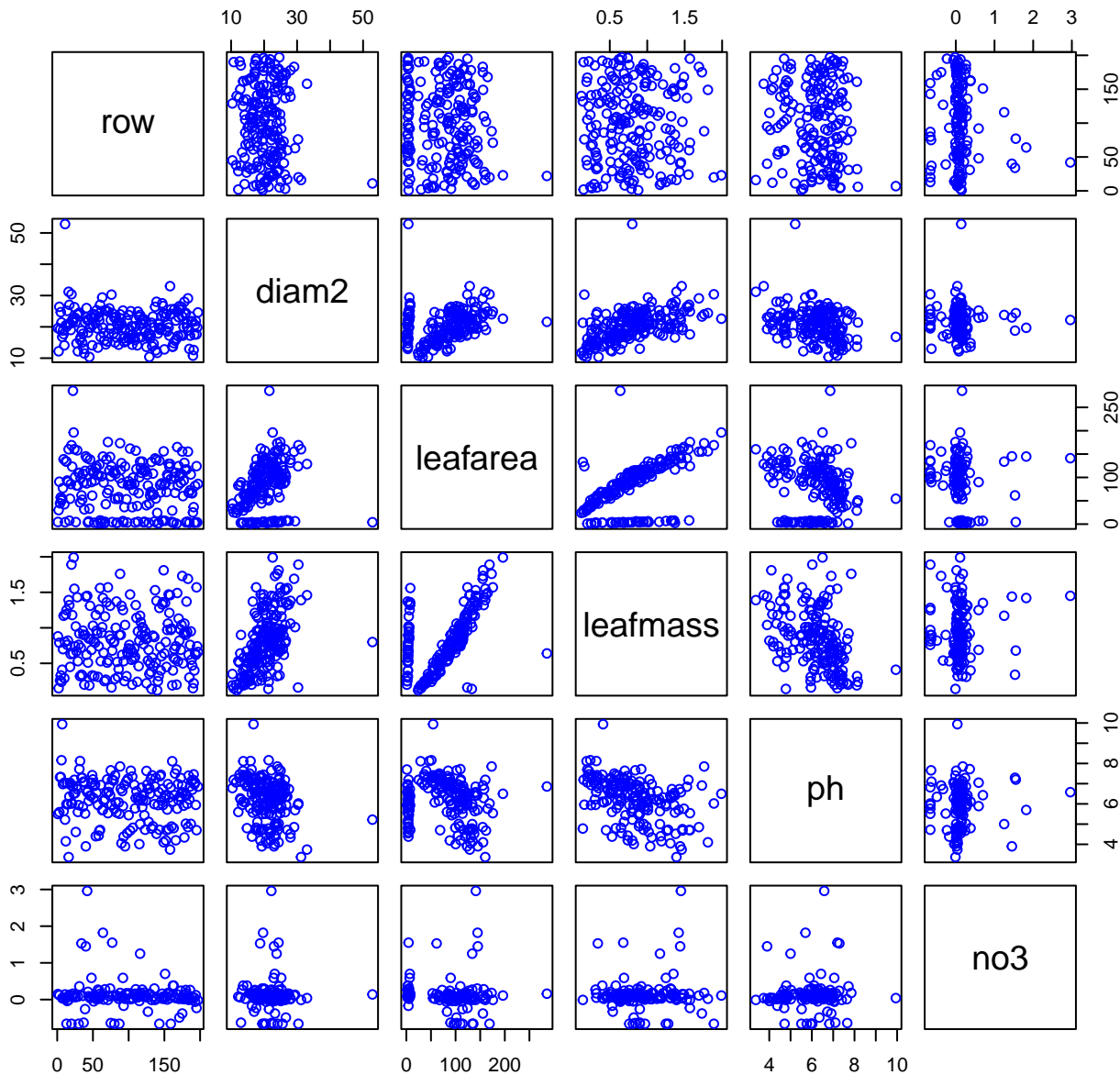
# HF328-01 Plot 1



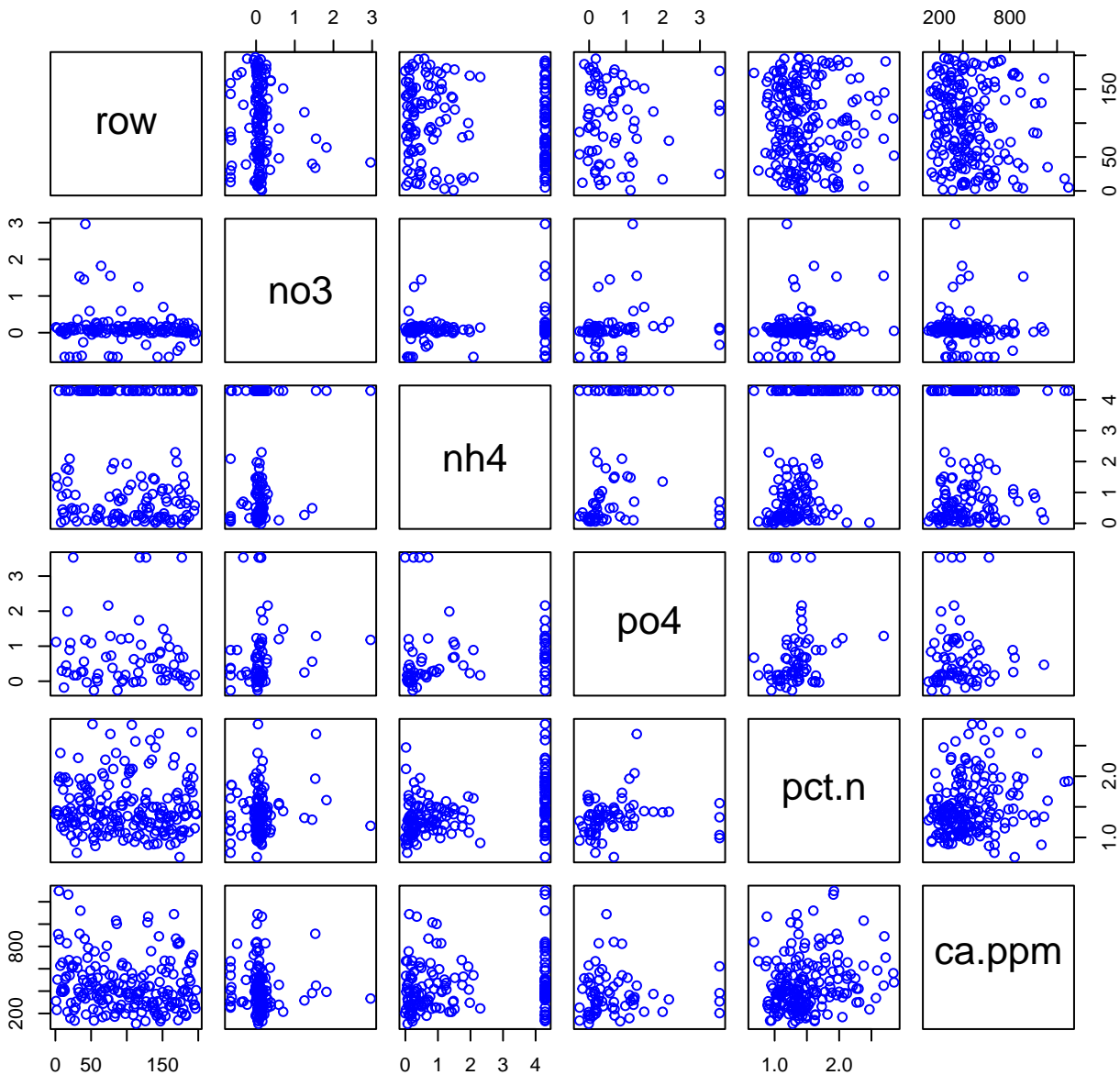
# HF328-01 Plot 2



# HF328-01 Plot 3



# HF328-01 Plot 4



# HF328-01 Plot 5

