

Harvard Forest Data Archive HF329-02

Data File:

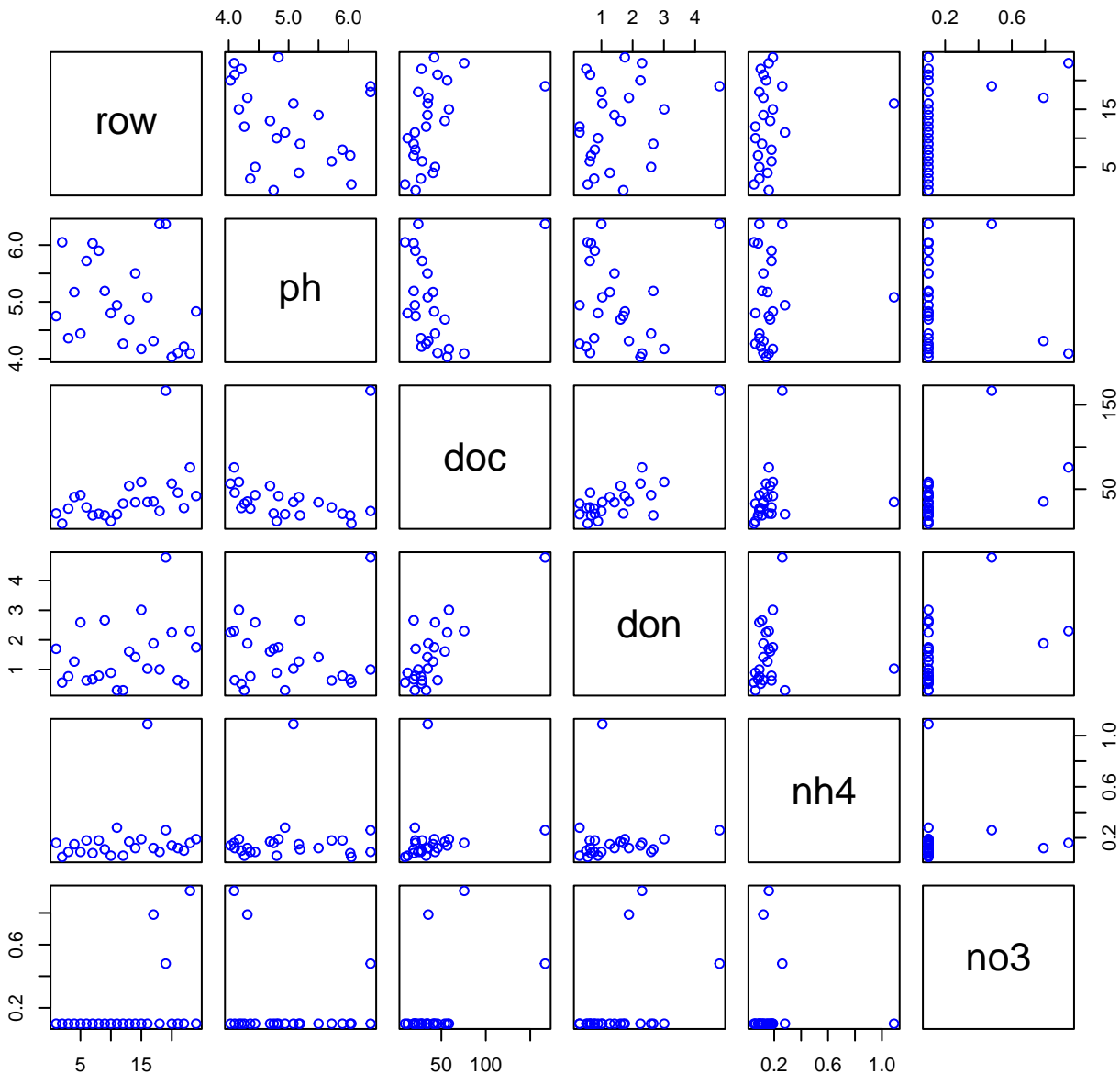
Name = hf329-02-bog-water.csv
Description = bog water stoichiometry
Rows = 24 Columns = 20
MD5 checksum = 4601fb6c3b31142facb4e3a12cd1f916

Variables:

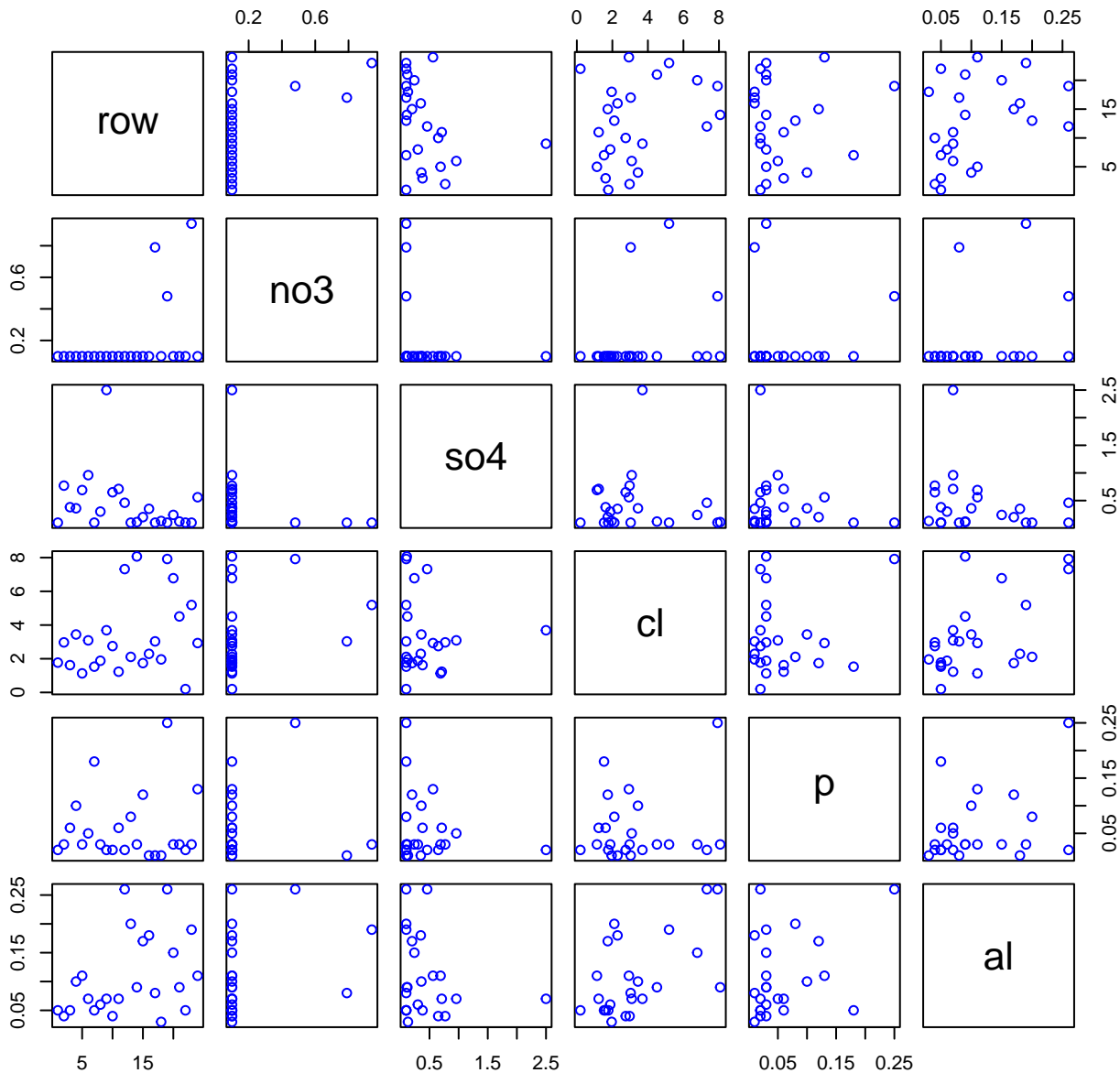
ph = pH of water sample (dimensionless)
doc = concentration of dissolved organic carbon in water
sample
(milligramsPerLiter)
don = concentration of dissolved organic nitrogen in water
sample
(milligramsPerLiter)
nh4 = concentration of ammonium in water sample (milligramsPerLiter)
no3 = concentration of nitrate in water sample (milligramsPerLiter)
so4 = concentration of sulfate in water sample (milligramsPerLiter)
cl = concentration of Cl in water sample (milligramsPerLiter)
p = concentration of total P in water sample (milligramsPerLiter)
al = concentration of Al in water sample (milligramsPerLiter)
ca = concentration of Ca in water sample (milligramsPerLiter)
cu = concentration of Cu in water sample (milligramsPerLiter)
fe = concentration of Fe in water sample (milligramsPerLiter)
k = concentration of total K in water sample (milligramsPerLiter)
mg = concentration of Mg in water sample (milligramsPerLiter)
mn = concentration of Mn in water sample (milligramsPerLiter)
na = concentration of Na in water sample (milligramsPerLiter)
si = concentration of Si in water sample (milligramsPerLiter)
zn = concentration of Zn in water sample (milligramsPerLiter)

Variable	Min	Median	Mean	Max	NAs
ph	4.030	4.815	4.973	6.370	0
doc	9.110	33.610	39.481	166.680	0
don	0.300	1.150	1.472	4.780	0
nh4	0.050	0.130	0.177	1.090	0
no3	0.100	0.100	0.180	0.940	0
so4	0.100	0.270	0.425	2.500	0
cl	0.200	2.840	3.298	8.070	0
p	0.010	0.030	0.057	0.250	0
al	0.030	0.085	0.107	0.260	0
ca	0.150	0.885	1.605	8.590	0
cu	0.000	0.000	0.010	0.130	0
fe	0.020	0.110	0.250	1.440	0
k	0.320	0.970	1.488	6.400	0
mg	0.030	0.200	0.449	4.580	0
mn	0.000	0.020	0.067	0.470	0
na	0.360	2.700	3.421	9.110	0
si	0.200	0.500	0.638	2.980	0
zn	0.010	0.325	0.388	1.160	0

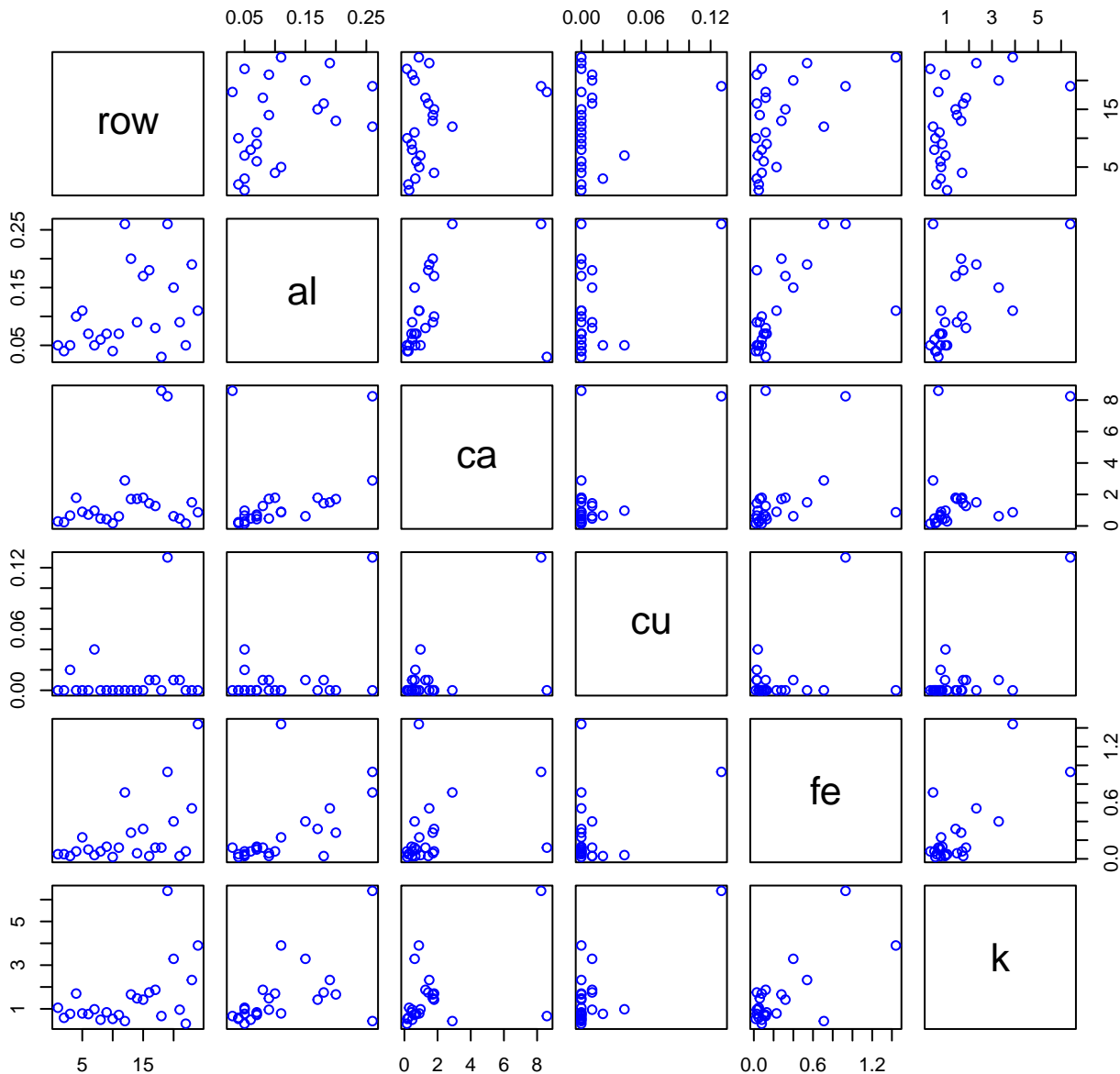
HF329-02 Plot 1



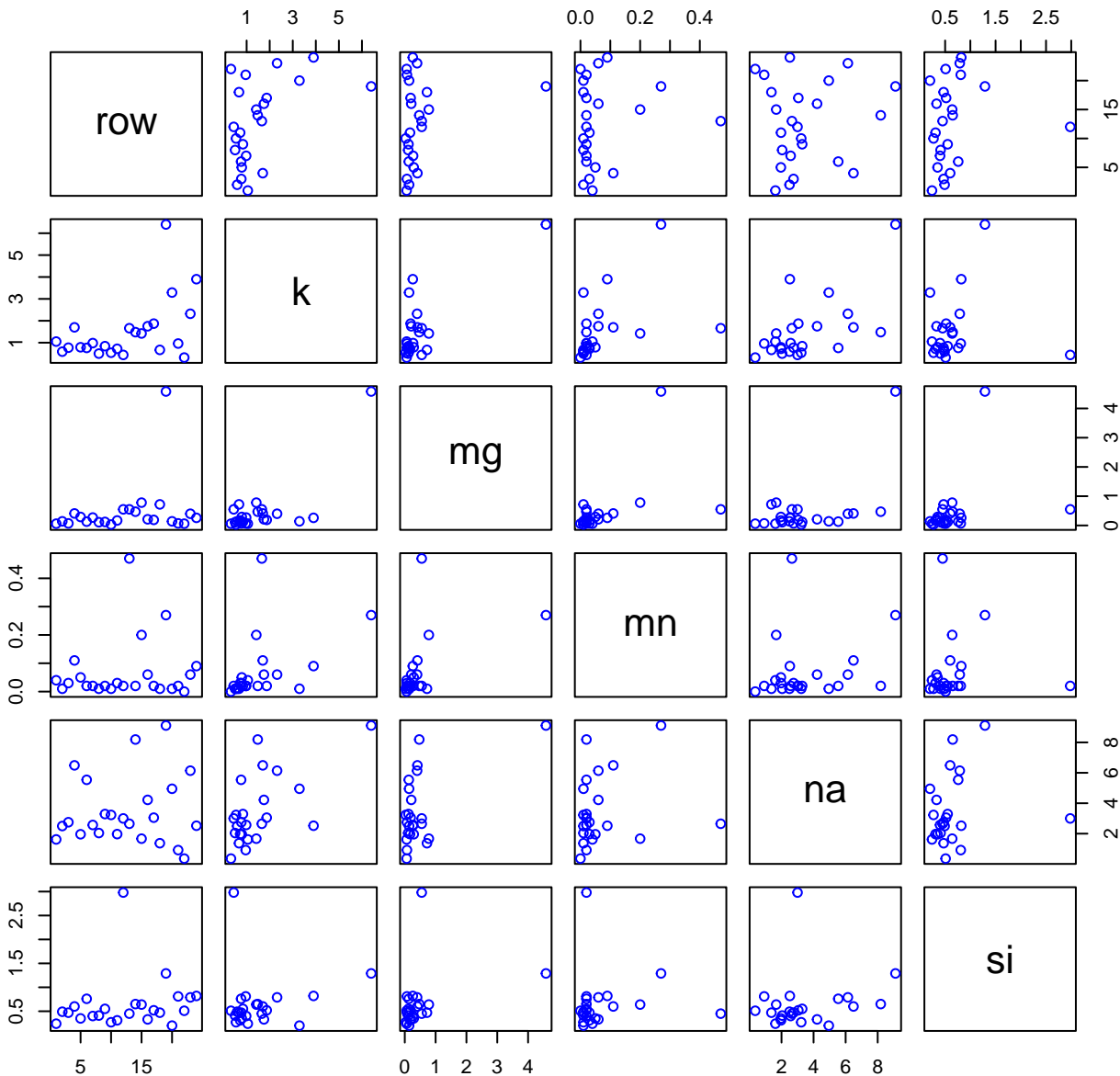
HF329-02 Plot 2



HF329-02 Plot 3



HF329-02 Plot 4



HF329-02 Plot 5

