

Harvard Forest Data Archive HF334-02

Data File:

Name = hf334-02-standard_curve_data.csv

Description = absorbance values for curves

Rows = 54 Columns = 3

MD5 checksum = 84f356e2b8d25444f7b46f19237d8264

Variables:

Concentration_ugPERml = known concentration of the standard sample
in micrograms per

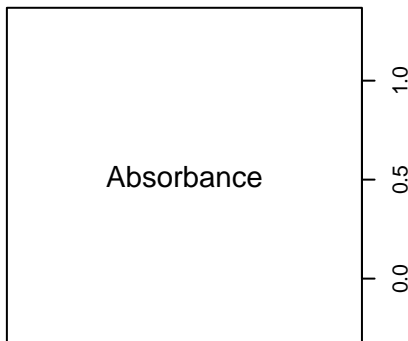
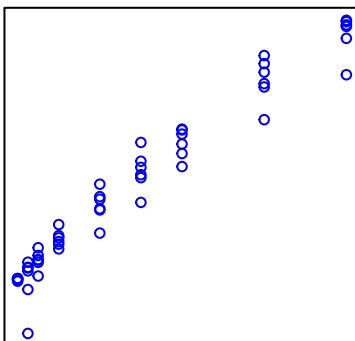
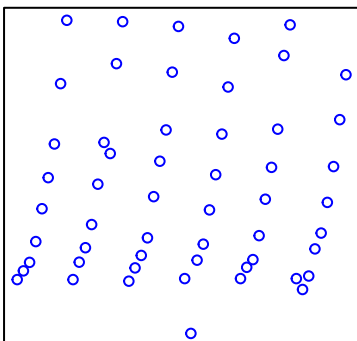
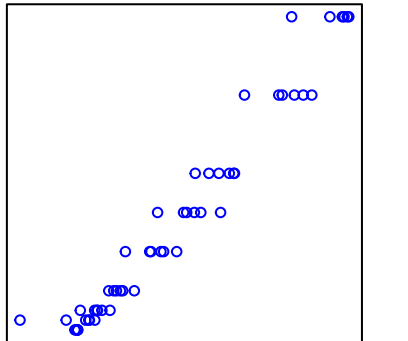
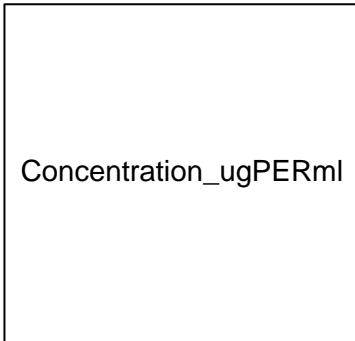
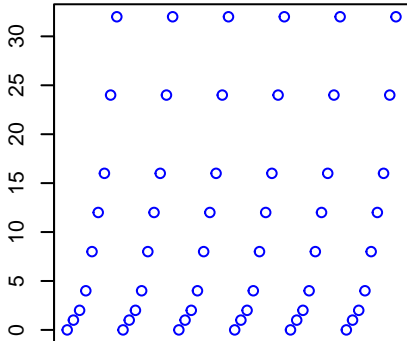
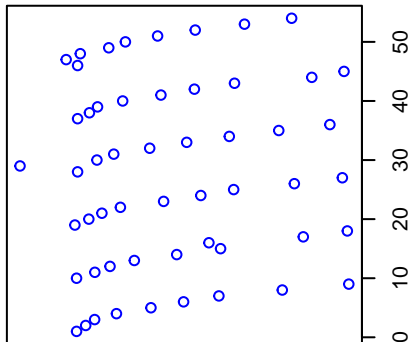
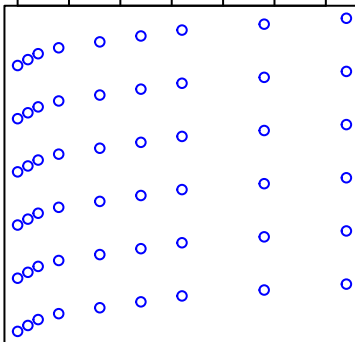
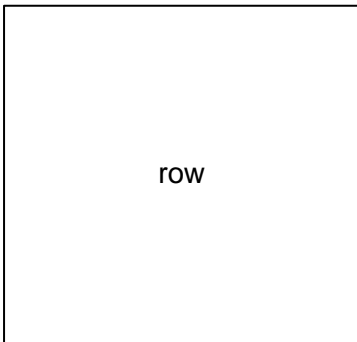
milliliter (microgramPerMilliliter)

Absorbance = absorbance measured at 600 nm (dimensionless)

Variable	Min	Median	Mean	Max	NAs
Concentratio	0.000	8.000	11.000	32.000	0
Absorbance	-0.277	0.369	0.457	1.305	0

HF334-02 Plot 1

0 5 10 15 20 25 30



0 10 20 30 40 50

0.0 0.5 1.0