

Harvard Forest Data Archive HF348-11

Data File:

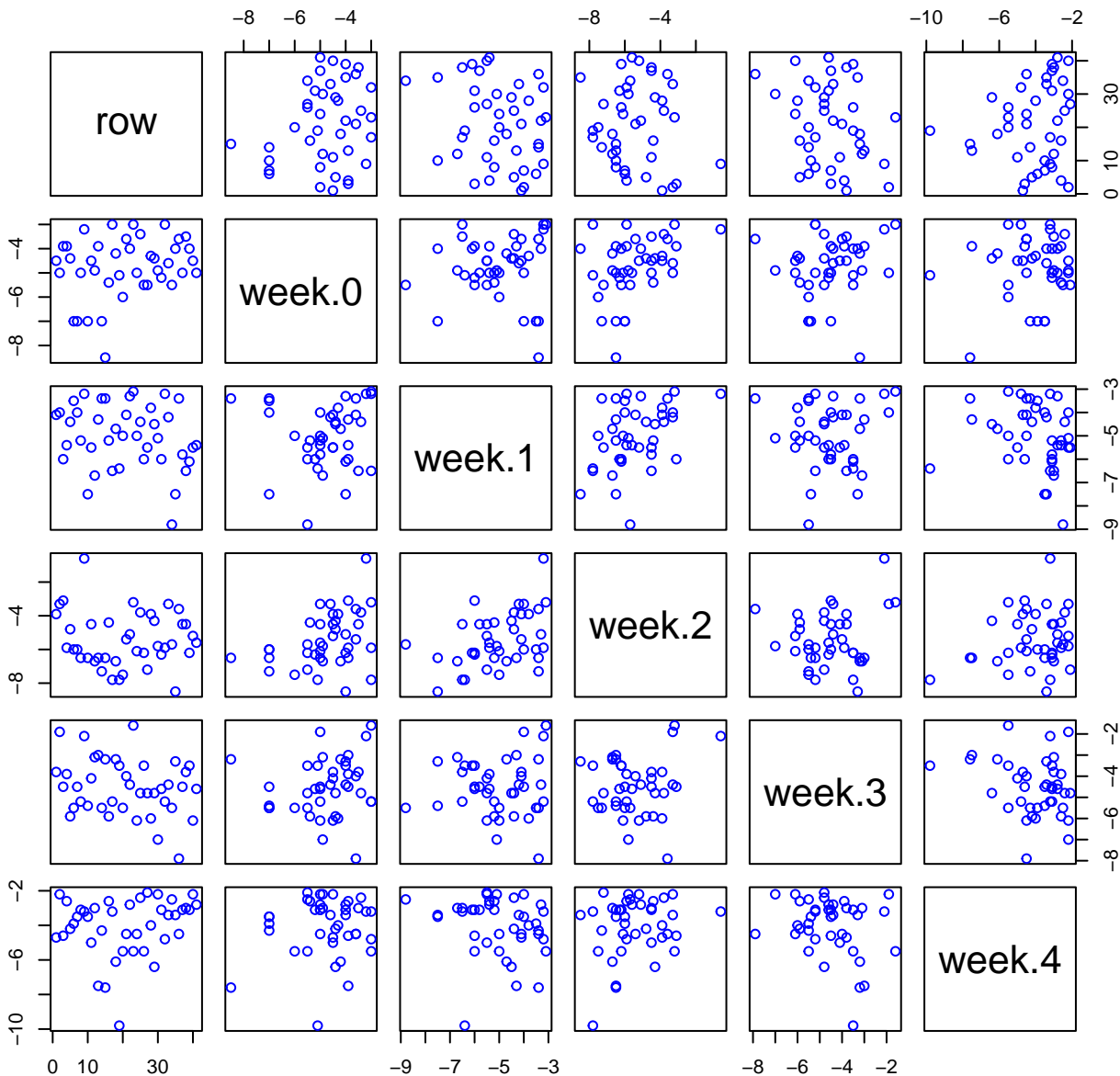
Name = hf348-11-water-potential-needles.csv
Description = water potential data - needles
Rows = 41 Columns = 22
MD5 checksum = 85a12bf5f3aaf1f9a892e4f6248a1633

Variables:

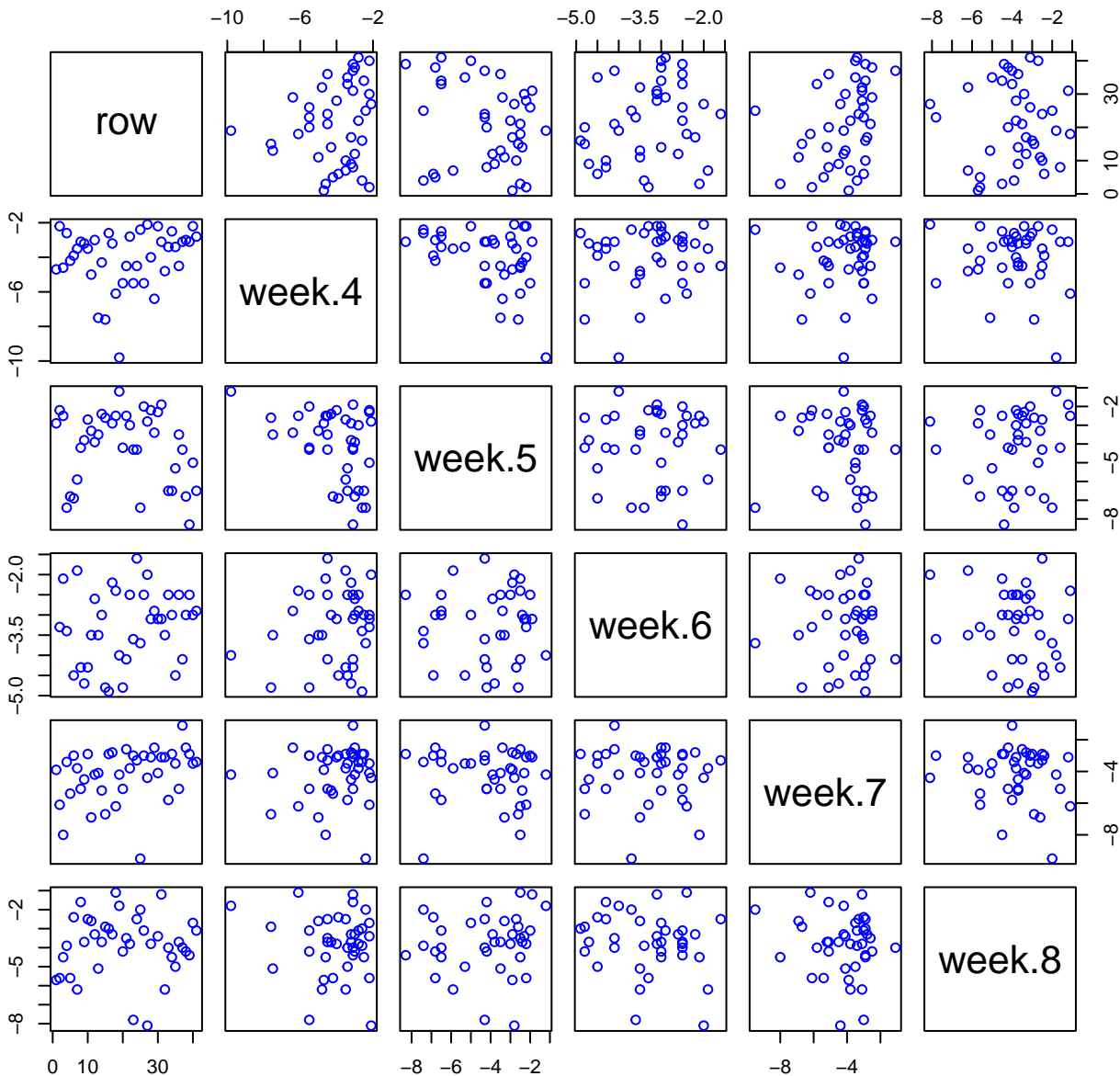
week.0 = water potential, first measurement (megapascal)
week.1 = water potential 1 week since first measurement (megapascal)
week.2 = water potential 2 weeks since first measurement
(megapascal)
week.3 = water potential 3 weeks since first measurement
(megapascal)
week.4 = water potential 4 weeks since first measurement
(megapascal)
week.5 = water potential 5 weeks since first measurement
(megapascal)
week.6 = water potential 6 weeks since first measurement
(megapascal)
week.7 = water potential 7 weeks since first measurement
(megapascal)
week.8 = water potential 8 weeks since first measurement
(megapascal)
week.9 = water potential 9 weeks since first measurement
(megapascal)
week.10 = water potential 10 weeks since first measurement
(megapascal)
week.11 = water potential 11 weeks since first measurement
(megapascal)
week.12 = water potential 12 weeks since first measurement
(megapascal)
week.13 = water potential 13 weeks since first measurement
(megapascal)
week.15 = water potential 15 weeks since first measurement
(megapascal)
week.17 = water potential 17 weeks since first measurement
(megapascal)
week.47 = water potential 47 weeks since first measurement
(megapascal)
week.53 = water potential 53 weeks since first measurement
(megapascal)
week.94 = water potential 94 weeks since first measurement
(megapascal)
week.105 = water potential 105 weeks since first measurement
(megapascal)

Variable	Min	Median	Mean	Max	NAs
week.0	-8.500	-4.500	-4.754	-3.000	0
week.1	-8.800	-5.000	-5.015	-3.100	0
week.2	-8.500	-5.800	-5.429	-0.600	0
week.3	-7.900	-4.500	-4.520	-1.600	0
week.4	-9.800	-3.500	-4.046	-2.100	0
week.5	-8.300	-3.500	-4.118	-1.200	2
week.6	-4.900	-3.100	-3.279	-1.600	2
week.7	-9.500	-3.800	-4.161	-1.100	0
week.8	-8.100	-3.700	-3.842	-1.100	1
week.9	-6.500	-3.800	-3.863	-1.400	0
week.10	-8.100	-5.000	-5.010	-2.000	0
week.11	-8.400	-3.700	-3.973	-1.400	4
week.12	-7.100	-3.900	-3.937	-1.400	0
week.13	-9.000	-4.300	-4.473	-2.100	0
week.15	-20.500	-5.100	-5.431	-2.300	2
week.17	-7.000	-3.500	-3.666	-2.000	0
week.47	-16.100	-6.000	-6.730	-3.900	1
week.53	-24.600	-5.050	-6.430	-1.200	1
week.94	-6.400	-3.450	-3.682	-2.100	7
week.105	-18.400	-6.000	-5.994	-1.200	8

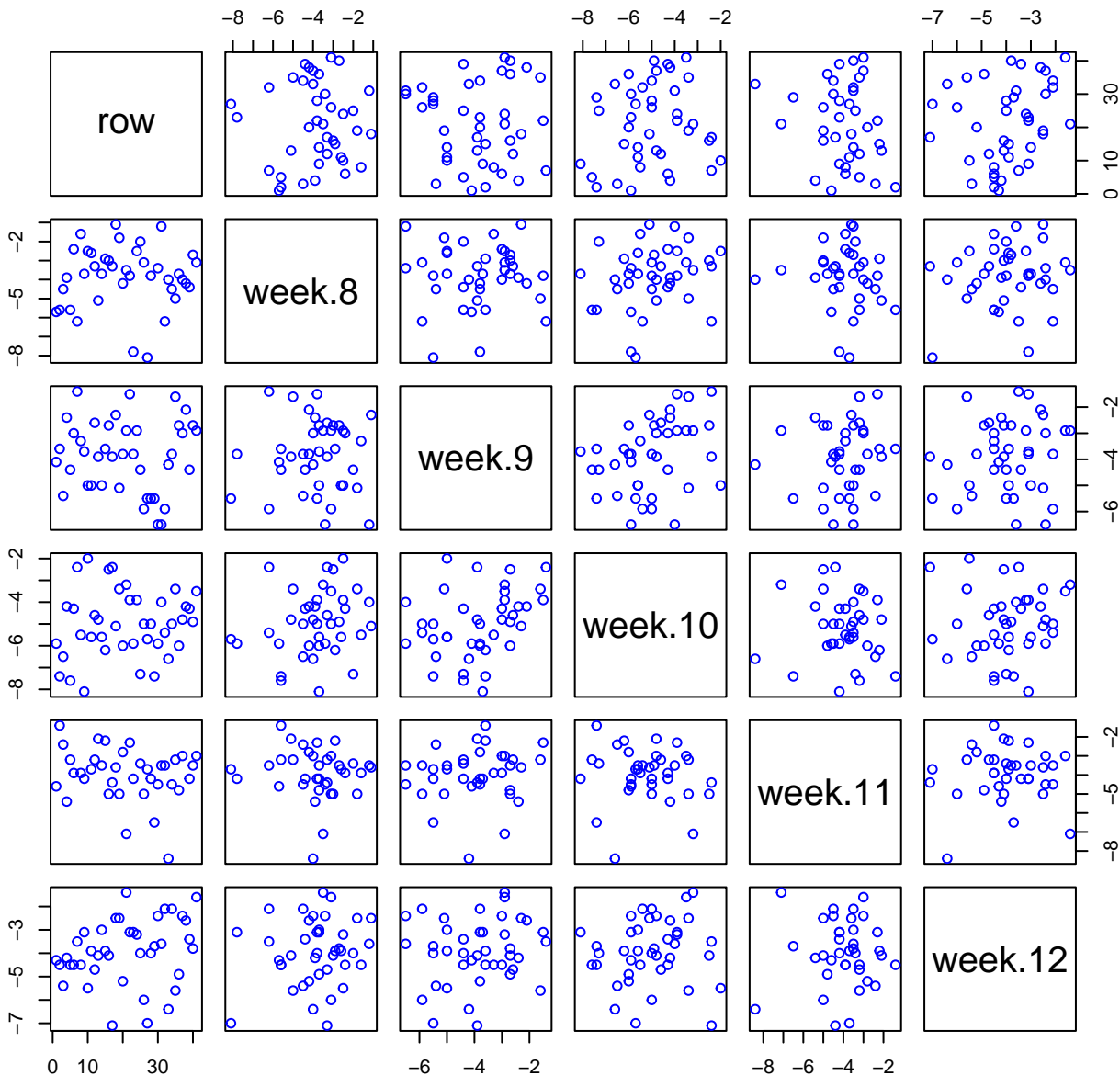
HF348-11 Plot 1



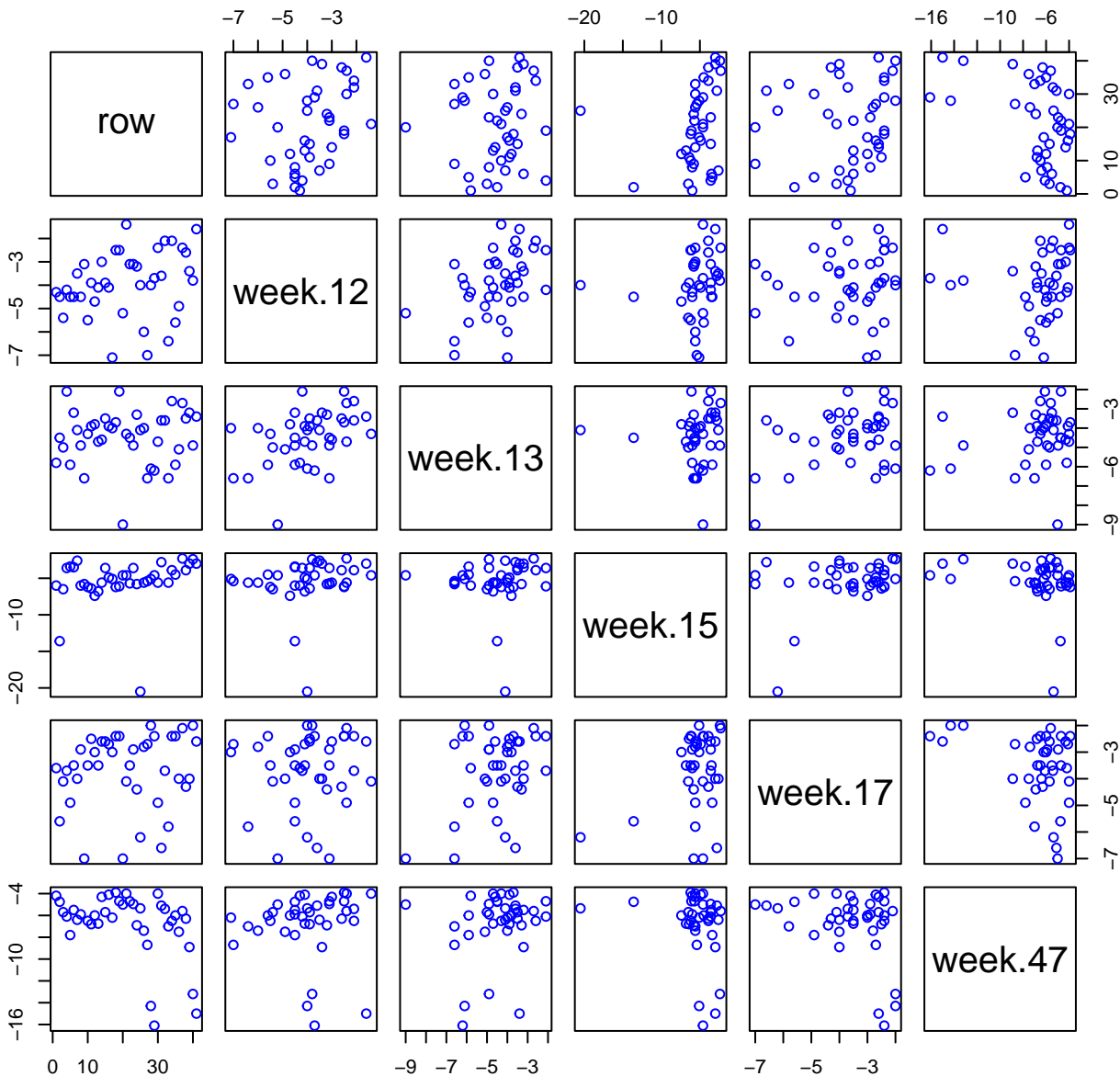
HF348-11 Plot 2



HF348-11 Plot 3



HF348-11 Plot 4



HF348-11 Plot 5

