

Harvard Forest Data Archive HF348-12

Data File:

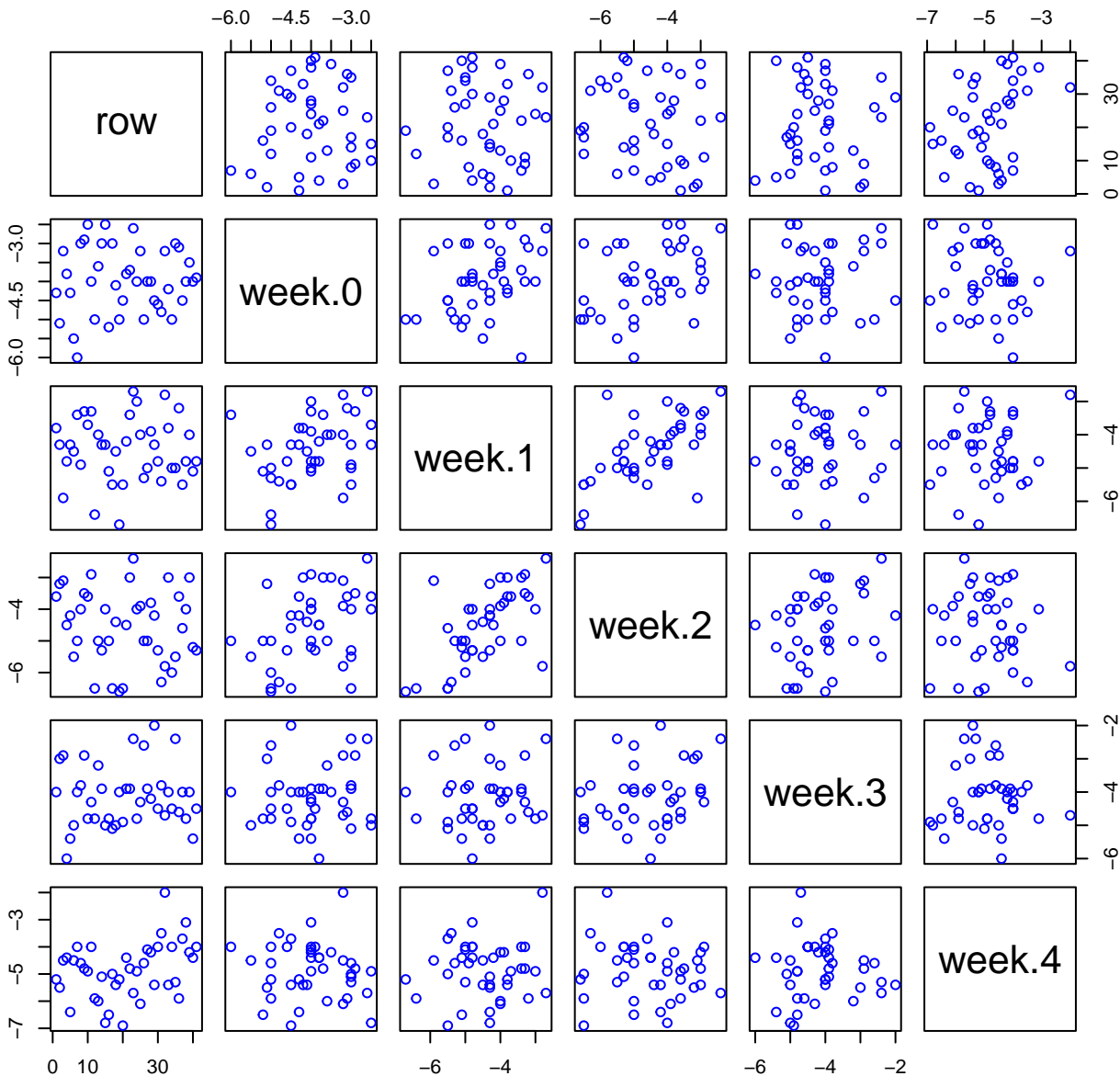
Name = hf348-12-water-potential-branches.csv
Description = water potential data - branches
Rows = 41 Columns = 22
MD5 checksum = d5830cf9a6222ea84696235d0625809e

Variables:

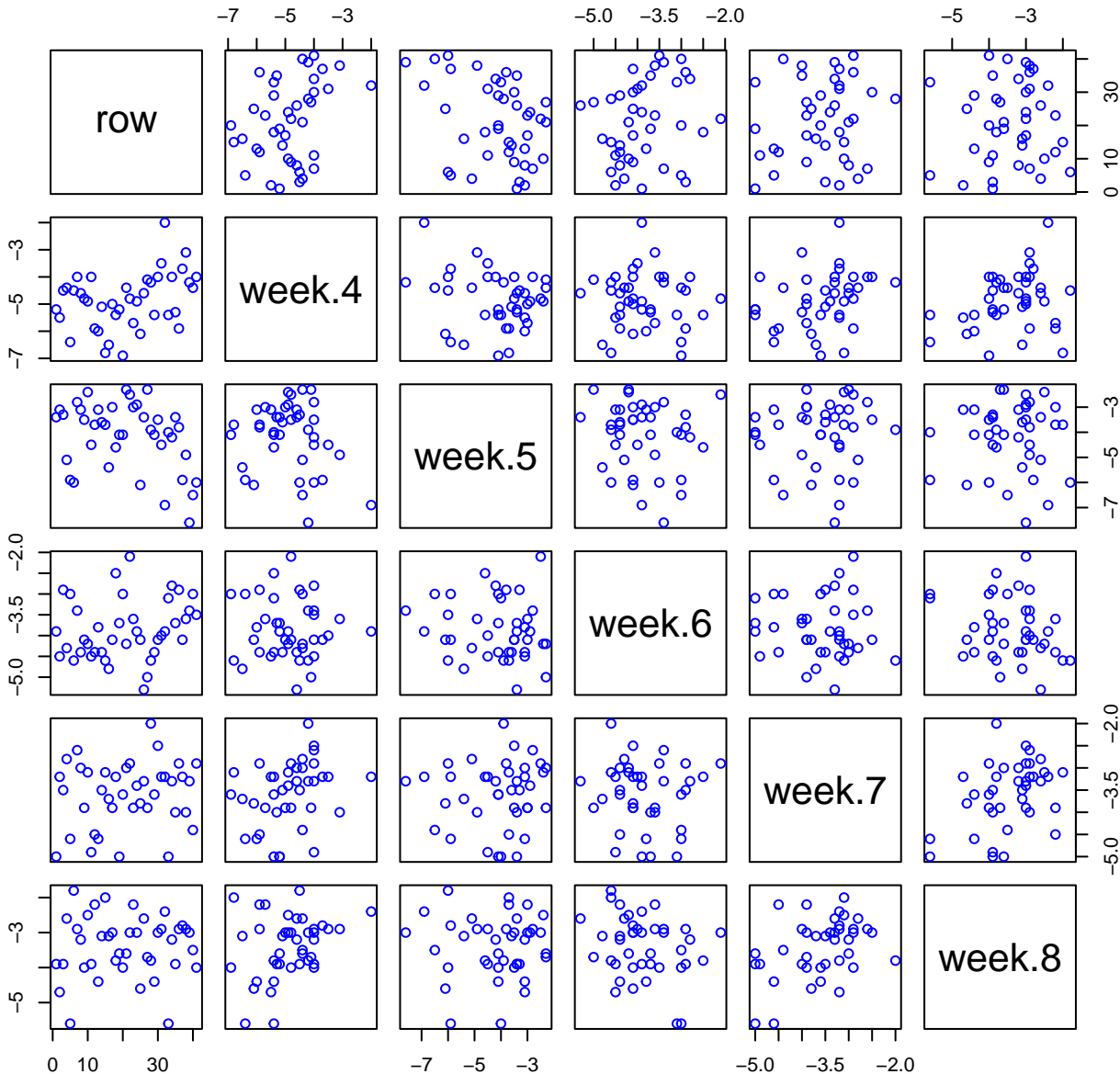
week.0 = water potential, first measurement (megapascal)
week.1 = water potential 1 week since first measurement (megapascal)
week.2 = water potential 2 weeks since first measurement
(megapascal)
week.3 = water potential 3 weeks since first measurement
(megapascal)
week.4 = water potential 4 weeks since first measurement
(megapascal)
week.5 = water potential 5 weeks since first measurement
(megapascal)
week.6 = water potential 6 weeks since first measurement
(megapascal)
week.7 = water potential 7 weeks since first measurement
(megapascal)
week.8 = water potential 8 weeks since first measurement
(megapascal)
week.9 = water potential 9 weeks since first measurement
(megapascal)
week.10 = water potential 10 weeks since first measurement
(megapascal)
week.11 = water potential 11 weeks since first measurement
(megapascal)
week.12 = water potential 12 weeks since first measurement
(megapascal)
week.13 = water potential 13 weeks since first measurement
(megapascal)
week.15 = water potential 15 weeks since first measurement
(megapascal)
week.17 = water potential 17 weeks since first measurement
(megapascal)
week.47 = water potential 47 weeks since first measurement
(megapascal)
week.53 = water potential 53 weeks since first measurement
(megapascal)
week.94 = water potential 94 weeks since first measurement
(megapascal)
week.105 = water potential 105 weeks since first measurement
(megapascal)

Variable	Min	Median	Mean	Max	NAs
week.0	-6.000	-4.000	-3.978	-2.500	0
week.1	-6.700	-4.300	-4.451	-2.700	0
week.2	-6.600	-4.500	-4.544	-2.400	0
week.3	-6.000	-4.200	-4.146	-2.000	0
week.4	-6.900	-4.800	-4.861	-2.000	0
week.5	-7.600	-3.800	-4.149	-2.300	0
week.6	-5.300	-4.000	-3.863	-2.100	0
week.7	-5.000	-3.450	-3.585	-2.000	1
week.8	-5.600	-3.200	-3.395	-1.800	0
week.9	-4.900	-3.900	-3.688	-1.800	0
week.10	-7.400	-4.100	-4.202	-2.000	0
week.11	-6.700	-3.000	-3.476	-1.400	0
week.12	-5.900	-3.500	-3.480	-1.500	0
week.13	-6.900	-3.900	-3.971	-1.600	0
week.15	-19.500	-3.900	-4.488	-1.600	0
week.17	-6.500	-4.100	-4.063	-1.900	0
week.47	-7.500	-5.400	-5.226	-2.000	0
week.53	-9.100	-4.600	-4.459	-1.600	0
week.94	-5.900	-3.450	-3.594	-2.000	7
week.105	-9.600	-5.000	-4.918	-0.100	8

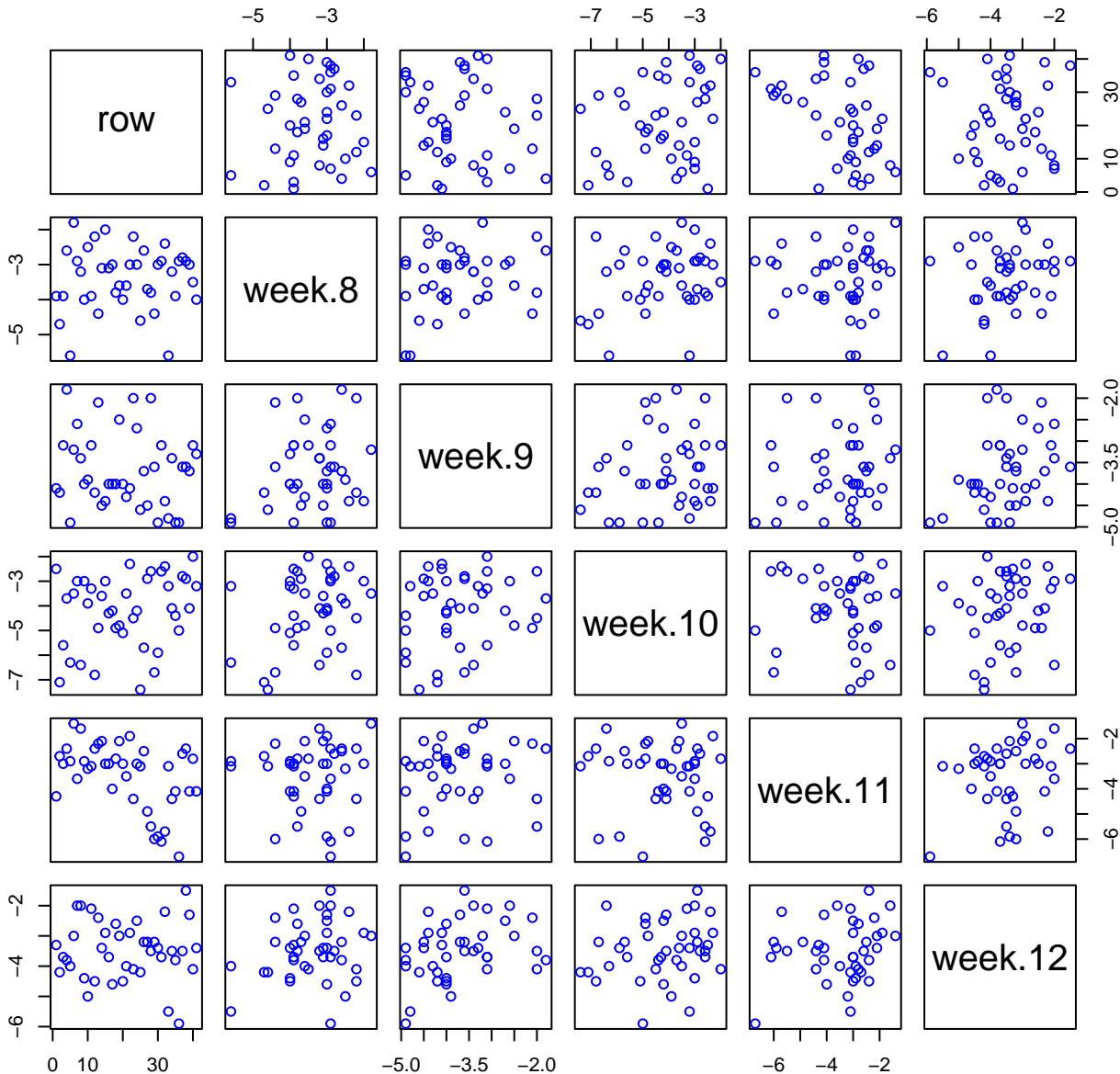
HF348-12 Plot 1



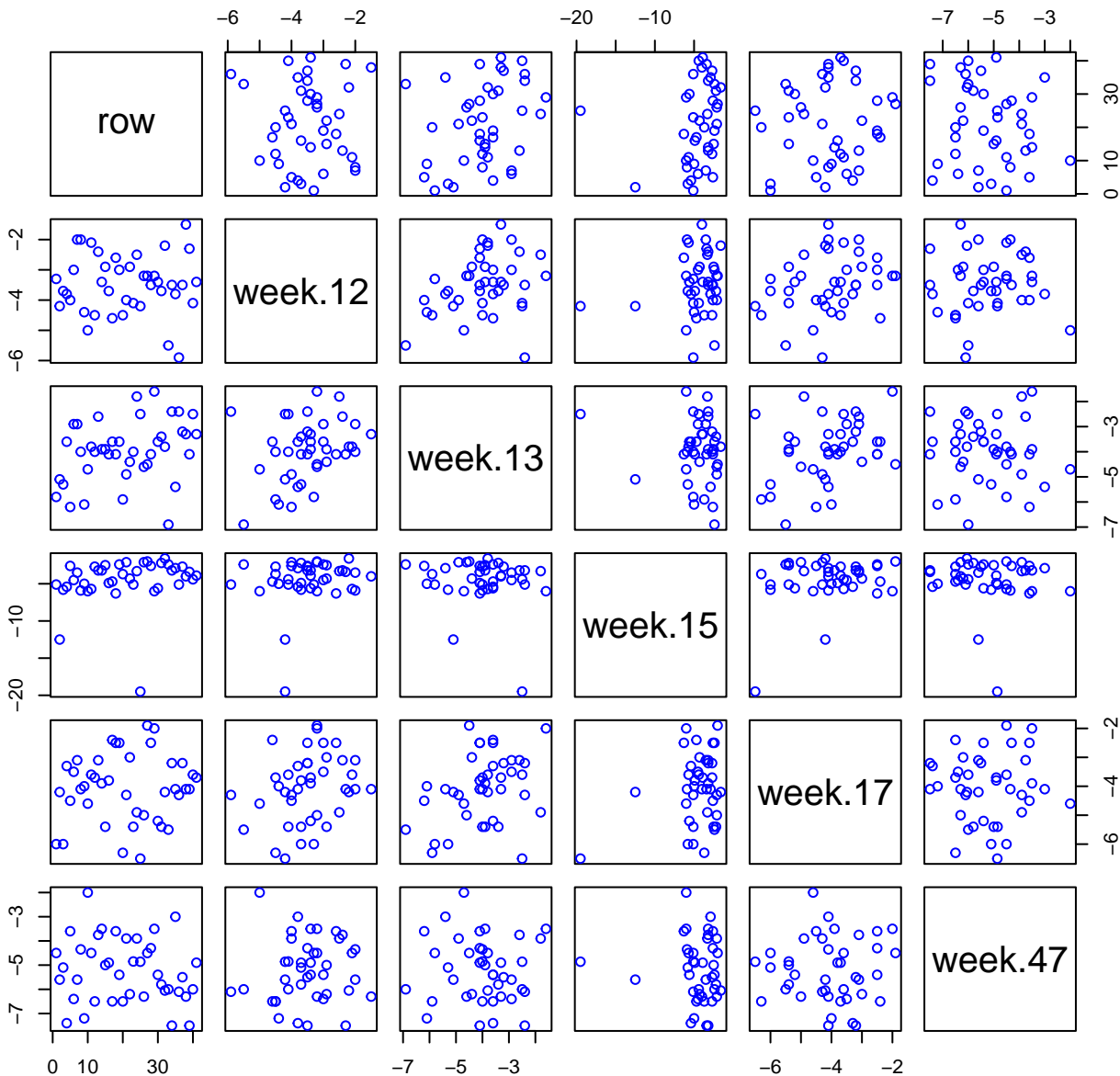
HF348-12 Plot 2



HF348-12 Plot 3



HF348-12 Plot 4



HF348-12 Plot 5

