

Harvard Forest Data Archive HF351-03

Data File:

Name = hf351-03-species_plot_CLAM.txt

Description = plots

Rows = 25 Columns = 5

MD5 checksum = 1cf7743fabf0a636810bf7ea2fb84cb1

Variables:

num = number (number)

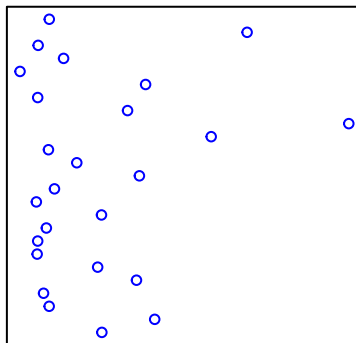
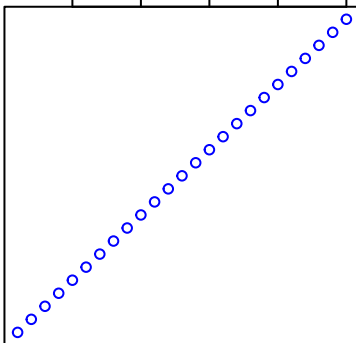
Distance = median of the detection distance of all ant colonies
recorded for a given
species (centimeter)

| Variable | Min | Median | Mean | Max | NAs |
|----------|--------|--------|--------|---------|-----|
| num | 1.000 | 13.000 | 13.000 | 25.000 | 0 |
| Distance | 14.100 | 38.000 | 56.898 | 194.500 | 0 |

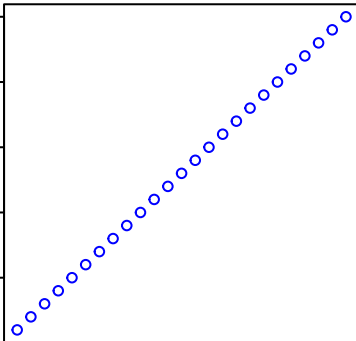
HF351-03 Plot 1

5 10 15 20 25



row



25
20
15
10
5



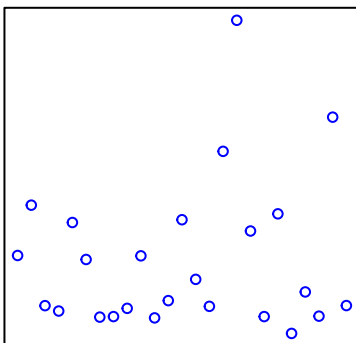
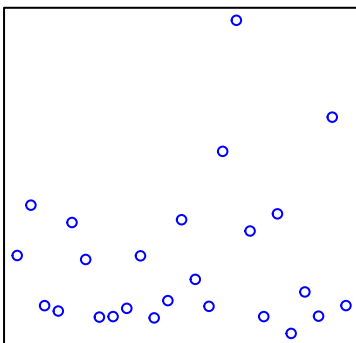
num



25
20
15
10
5

200
150
100
50

Distance



5 10 15 20 25

50 100 150 200