

Harvard Forest Data Archive HF361-05

Data File:

Name = hf361-05-nsc-leaves.csv

Description = nonstructural carbon data for foliage samples

Rows = 550 Columns = 20

MD5 checksum = f176dce16ee0ceb8b5882e4d987b95ee

Variables:

date = date of sample collection

date.sugar.analysis = date the sugar analysis of the sample was performed

date.starch.analysis = date the starch analysis of the sample was performed

mass.empty = mass of the empty tube without the sample (gram)

mass = mass of the tube with the sample (gram)

absorbance490.1 = first absorbance value reading at 490 nm (dimensionless)

absorbance490.2 = second absorbance value reading at 490 nm (dimensionless)

absorbance490.blank = absorbance value reading at 490 nm for the blank (dimensionless)

absorbance525.1 = first absorbance value reading at 525 nm (dimensionless)

absorbance525.2 = second absorbance value reading at 525 nm (dimensionless)

dilution.factor.sugar = factor by which the sugar extract was diluted (dimensionless)


volume.sugar = volume of the sugar extract (milliliter)

dilution.factor.starch = factor by which the starch extract was diluted (dimensionless)

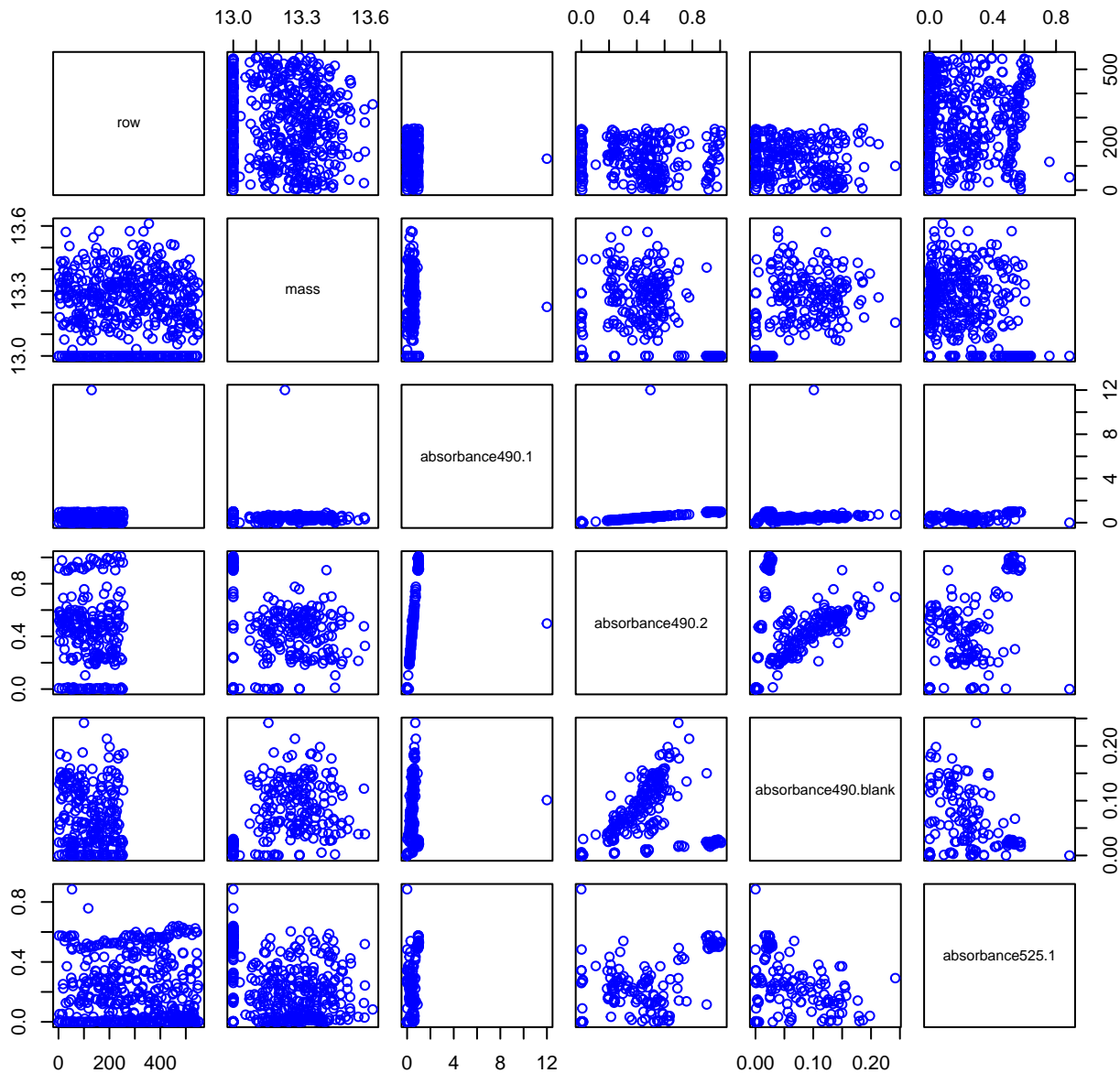
volume.starch = volume of the starch extract (milliliter)

| Variable | Min | Median | Mean | Max | NAs |
|--------------|------------|------------|------------|------------|-----|
| date | 2017-04-05 | 2018-08-13 | 2018-07-25 | 2019-09-25 | 207 |
| date.sugar.a | 2020-03-10 | 2020-03-11 | 2020-03-10 | 2020-03-11 | 295 |
| date.starch. | 2020-03-12 | 2020-03-20 | 2020-03-18 | 2020-03-27 | 0 |
| mass.empty | 13.000 | 13.174 | 13.171 | 13.559 | 0 |
| mass | 12.998 | 13.213 | 13.203 | 13.611 | 0 |
| absorbance49 | 0.000 | 0.444 | 0.466 | 12.000 | 296 |
| absorbance49 | 0.000 | 0.446 | 0.420 | 1.007 | 296 |
| absorbance49 | 0.000 | 0.058 | 0.068 | 0.242 | 296 |
| absorbance52 | 0.000 | 0.152 | 0.215 | 0.885 | 86 |
| absorbance52 | 0.000 | 0.153 | 0.212 | 0.885 | 214 |
| dilution.fac | 1.000 | 1.000 | 2.360 | 5.000 | 0 |
| volume.sugar | 14.000 | 14.000 | 14.000 | 14.000 | 0 |
| dilution.fac | 1.000 | 1.000 | 1.725 | 10.000 | 0 |
| volume.starc | 5.000 | 5.000 | 5.000 | 5.000 | 0 |

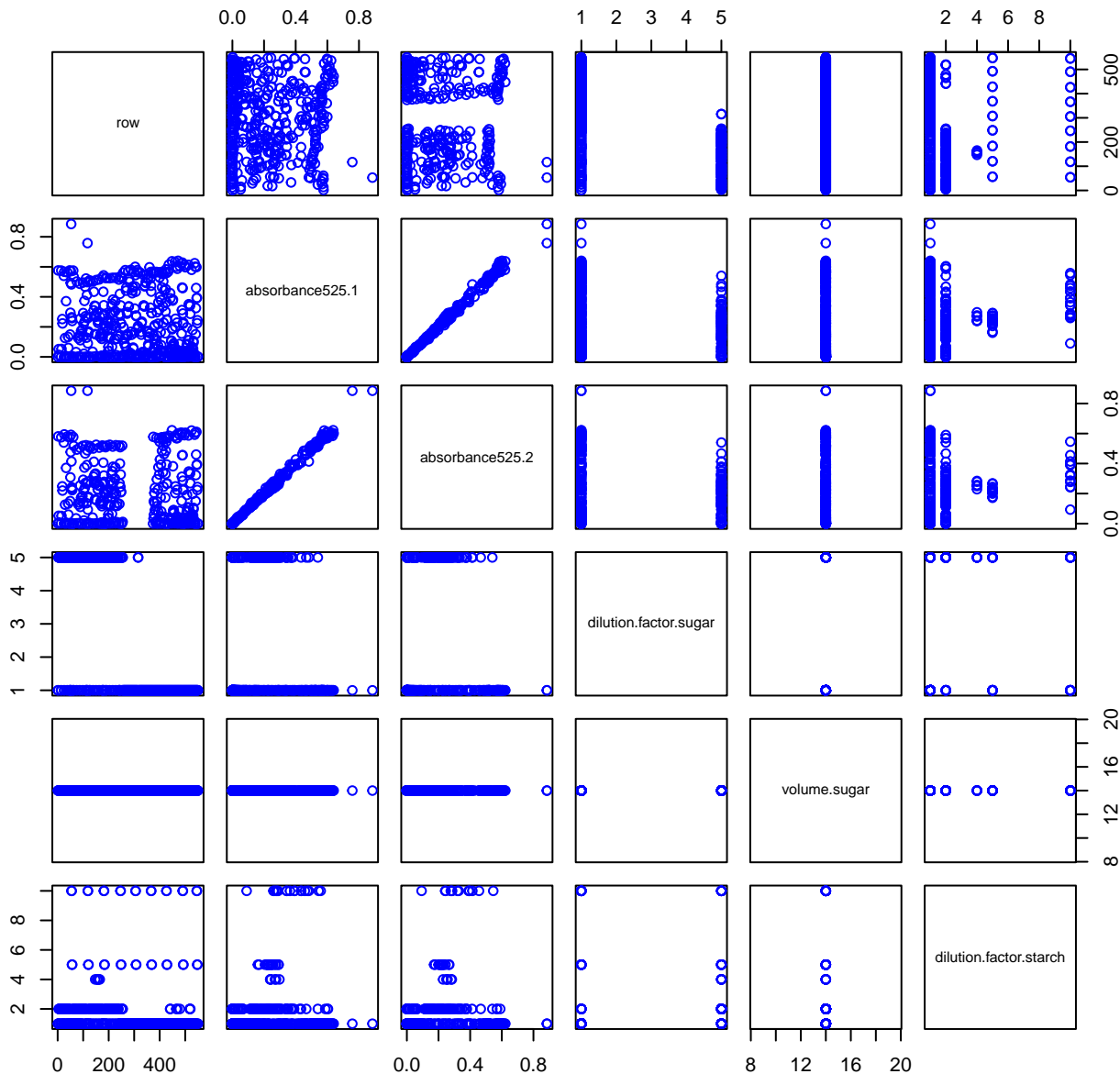
HF361-05 Plot 1



HF361-05 Plot 2



HF361-05 Plot 3



HF361-05 Plot 4

