



---

The Response of Natural Ecosystems to the Rising Global CO<sub>2</sub> Levels

Author(s): F. A. Bazzaz

Source: *Annual Review of Ecology and Systematics*, Vol. 21 (1990), pp. 167-196

Published by: [Annual Reviews](#)

Stable URL: <http://www.jstor.org/stable/2097022>

Accessed: 25/08/2011 14:48

---

Your use of the JSTOR archive indicates your acceptance of the Terms & Conditions of Use, available at <http://www.jstor.org/page/info/about/policies/terms.jsp>

JSTOR is a not-for-profit service that helps scholars, researchers, and students discover, use, and build upon a wide range of content in a trusted digital archive. We use information technology and tools to increase productivity and facilitate new forms of scholarship. For more information about JSTOR, please contact support@jstor.org.



*Annual Reviews* is collaborating with JSTOR to digitize, preserve and extend access to *Annual Review of Ecology and Systematics*.

<http://www.jstor.org>

# THE RESPONSE OF NATURAL ECOSYSTEMS TO THE RISING GLOBAL CO<sub>2</sub> LEVELS

*F. A. Bazzaz*

Department of Organismic and Evolutionary Biology, Harvard University,  
Cambridge, Massachusetts 02138

KEY WORDS: carbon dioxide, global change, ecosystems, growth, competition

---

## INTRODUCTION

Evidence from many sources shows that the concentration of atmospheric CO<sub>2</sub> is steadily rising (61, 17). This rise is strongly correlated with the increase in global consumption of fossil fuels (104). There are also significant contributions from the clearing of forests, especially in the tropics (136, 55). Controversy continues, however, as to whether the biosphere is presently a source or a sink for carbon (see 52, 54, 56).

Despite this controversy, most scientists agree that rising CO<sub>2</sub> levels will have substantial direct and indirect effects on the biosphere (80). Because CO<sub>2</sub> is a greenhouse gas, its increase in the atmosphere may influence the earth's energy budget. Several climatologists have used general circulation models to predict changes in mean annual global temperature (58, 108). While these models differ in detail, they all predict increased global warming and substantial shifts in precipitation patterns. Recently, some scientists (60) have questioned the predictions of these models. But regardless of changes in global temperature and other climate variables, rising CO<sub>2</sub> can influence world ecosystems by direct effects on plant growth and development.

The large body of literature on the response of crops and intensively managed forests to elevated CO<sub>2</sub> is not treated in this review because there are

several excellent and recent reviews of it (e.g. 2, 28, 62, 127, 132 for crops, and 37, 65, 111 for trees). Instead, this review concentrates on the response of natural vegetation to elevated CO<sub>2</sub> and some of the predicted climate change. The review addresses the CO<sub>2</sub> response of individuals at the physiological level and the consequences of that response to population, community, and ecosystem levels. It must, however, be emphasized that most of the findings on the physiological and allocational response to CO<sub>2</sub> were first discovered in agricultural crops, and that much of the initial work on plants from natural ecosystems (69) tests the variation among species in these responses.

## PLANT RESPONSES AT THE PHYSIOLOGICAL LEVEL TO ELEVATED CO<sub>2</sub>

Plant biologists have long known some of the effects of high CO<sub>2</sub> levels on plants, and greenhouse growers have used CO<sub>2</sub> fertilization to increase plant yield. Work on plants from natural ecosystems has lagged behind that on crops but, over the last few years, has produced a large body of information (see 120 for extensive reviews). The major emphases have been on individual physiological traits, but the consequences of these responses for the whole plant, population, and ecosystem are less understood and, in some cases, counter-intuitive. Many plant and ecosystem attributes will directly or indirectly be influenced by elevated CO<sub>2</sub> (118). Therefore, after briefly addressing physiological responses at the leaf level, I concentrate on growth and allocation, reproduction, plant-plant interactions, plant-herbivore interactions, and some ecosystem level attributes.

### *CO<sub>2</sub> and Photosynthesis*

When other environmental resources and factors are present in adequate levels, CO<sub>2</sub> can enhance photosynthesis of C<sub>3</sub> plants over a wide range of concentrations. High CO<sub>2</sub> reduces competition from O<sub>2</sub> for Rubisco, increases its activation (95), and reduces photorespiration. In contrast, in plants with the C<sub>4</sub> metabolism net photosynthetic rates rise steeply with increased CO<sub>2</sub> and level off at external CO<sub>2</sub> concentrations slightly above ambient (122).

Early studies on the response of plants to elevated CO<sub>2</sub> examined short-term responses and used tissues that were grown in near-ambient but likely quite variable CO<sub>2</sub> levels of glasshouses and growth chambers. More recent studies use plants grown under controlled CO<sub>2</sub> levels. All these studies showed an increase of photosynthetic rates with increased CO<sub>2</sub> concentrations. Measurements of photosynthetic rates of these plants grown under ambient and elevated CO<sub>2</sub> levels have shown that after a period of time some species adjust their photosynthetic rates to the CO<sub>2</sub> levels during growth

(become acclimated) whereas other species show little or no adjustment (see 22, 87, 115, 121, 130, 141). The degree to which a species can adjust is probably influenced by the levels of other environmental variables and the timing of their availability (see later). Several investigators have also observed that with time plants grown at elevated CO<sub>2</sub> show a decline in photosynthetic rates. Although the reasons for this decline are not fully understood, several reasons for it have been proposed. They include: decline in carboxylation efficiency which may be caused by a decrease in the amount and activity of Rubisco (43, 105, 106); suppression of sucrose synthesis by an accumulation of starch (51, 128); inhibition of the triose-P carrier; reduction in the activity of sucrose-phosphate synthase; limitation of daytime photosynthate export from sources to sinks (36) or insufficient sinks in the plant (63). Because with acclimation there may be little overall increase in plant photosynthesis and growth, understanding acclimation to a high CO<sub>2</sub> environment is critical in assessing the long-term response of plants to the high CO<sub>2</sub> environments of the future.

From the extensive literature on the response of photosynthesis to elevated CO<sub>2</sub>, the following patterns emerged: (a) Elevated CO<sub>2</sub> reduces or completely eliminates photorespiration; (b) C<sub>3</sub> plants are more responsive than C<sub>4</sub> plants to elevated CO<sub>2</sub> levels, especially those above ambient concentrations; (c) photosynthesis is enhanced by CO<sub>2</sub> but this enhancement may decline with time; (d) the response to CO<sub>2</sub> is more pronounced under high levels of other resources, especially water, nutrients, and light; (e) adjustment of photosynthesis during growth occurs in some species but not in others, and this adjustment may be influenced by resource availability; and (f) species even of the same community may differ in their response to CO<sub>2</sub> (Figure 1).

### *Dark Respiration*

Little information is available on the effects of elevated CO<sub>2</sub> concentration on dark respiration rates. Enhancement of photosynthesis may lead to increased respiration because of the increased availability of substrate for respiration. Several arctic tundra species show a substantial increase in dark respiration (88). However, there was no influence of elevated CO<sub>2</sub> on dark respiration or on light compensation in *Desmodium paniculatum* (141). There is evidence in the agronomic literature that respiration may decline at high CO<sub>2</sub> levels (4). For species from natural communities, it is not known whether the change in dark respiration is proportional to the rise in net daytime photosynthesis. Furthermore, it is unknown if both growth and maintenance respiration respond to the same degree to elevated CO<sub>2</sub>. These issues are important to the understanding of the response of whole plants to the CO<sub>2</sub> rise, especially in regard to carbon gain and biomass accumulation, and they require much attention.

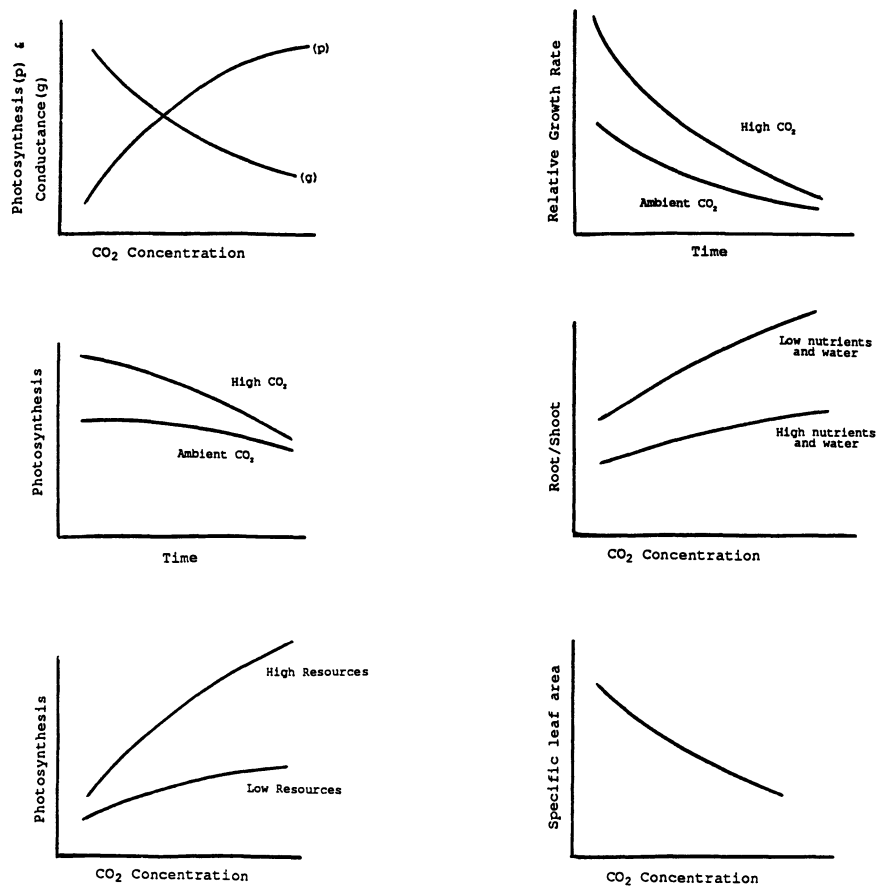


Figure 1 General trends of response of plants to CO<sub>2</sub> concentrations.

### *Stomatal Conductance, Transpiration, and Water Use*

There is now some evidence that growth in high CO<sub>2</sub> environments causes a change in stomatal density in some species (e.g. 86). Woodward (134) has shown that stomatal density and stomatal index increased markedly as the CO<sub>2</sub> partial pressure is reduced below 340  $\mu\text{l l}^{-1}$ . Above 340  $\mu\text{l l}^{-1}$  there is a slight decrease in stomatal density in several species studied (135).

Most studies have shown a decline in stomatal conductance with an increase in CO<sub>2</sub> concentrations (Figure 1). Stomatal response to CO<sub>2</sub> varies greatly among species and may be influenced by other environmental factors such as soil moisture and light levels (e.g. 125). Although strong evidence suggests that stomata respond more to internal CO<sub>2</sub> concentration than to

external concentrations (e.g. 78), the mechanism by which CO<sub>2</sub> controls stomatal activities is not known (95). Therefore, explanation of the differential response of stomata to the CO<sub>2</sub> rise is not possible at this time. Transpiration rates decline as a result of decreased stomatal conductance. This decline has been shown in several studies to lead to a favorable instantaneous water use efficiency, improved plant water status, higher carbon gain and biomass accumulation, and lower season-long water consumption rate (e.g. 100). Enhancement of plant water use efficiency was observed also in plants grown in the field (102). Drought stress in plants grown at elevated CO<sub>2</sub> levels may be also ameliorated by osmo-regulation and the maintenance of higher turgor pressure (112). Lower transpiration rates should lead to higher leaf temperature under high irradiance and low windspeed conditions (57). This increase, coupled with the anticipated rise in air temperature, may have significant effects on photosynthesis and plant growth.

### *Growth and Allocation*

The critical issues that ought to be examined with regard to the effect of the rising CO<sub>2</sub> on plant growth are: (a) how long does the enhancement of growth continue; (b) how do the allocational relationships in the plant change with time under elevated CO<sub>2</sub> levels; and (c) how will tissue quality change over time and what are the consequences of this to herbivores, pathogens, and symbionts?

Most studies on the effects of elevated CO<sub>2</sub> show an initial enhancement in growth, and like photosynthesis, this enhancement is especially large when other resources are plentiful. In many species, however, this enhancement may decline or completely disappear in time (11, 47, 114, 123–125). Most studies have shown that there is generally an increase in allocation to roots, especially when nutrients and water are limiting (68, 75, 79, 82–84, 114, 125). There is also strong evidence that specific leaf areas (SLA) decrease with increasing CO<sub>2</sub> levels (e.g. 47). Decreased SLA in high CO<sub>2</sub>-grown plants is often associated with increased starch levels in leaves and decreased N concentration. Furthermore, the concentrations of C-based secondary chemicals (e.g. phenolics) usually show no change in levels in leaves from CO<sub>2</sub>-enriched plants even though the plants have greater carbon availability. Several studies (e.g. 114), especially with woody seedlings, have shown that branching increases with elevated CO<sub>2</sub>. Some evidence from tree ring analysis suggests that growth in natural vegetation has been enhanced by the rising global CO<sub>2</sub> concentrations (66).

### *Phenology and Reproductive Biology*

Despite its great importance to understanding the future impact of CO<sub>2</sub> and climate change as possible agents on natural selection, there is very limited

information on the effects of the rising CO<sub>2</sub> on plant reproductive biology. Most of the studies on the effects of CO<sub>2</sub> on plants of natural communities were terminated before reproduction. Because of the well-established effects of elevated CO<sub>2</sub> on plant growth, it is expected that aspects of reproduction such as flowering phenology, allocation to reproduction and to various components of reproduction, seed and flower abortion, and seed quality will also be influenced (10). Studies have shown that depending on the species, flowering time could be earlier or later under elevated CO<sub>2</sub> (24, 46). In some species these changes are only evident under unusually high levels of CO<sub>2</sub> (e.g. 117). When plants are grown in competition, significant CO<sub>2</sub> effects on flowering among the species were found only under high nutrient conditions (143), or the effects became less pronounced than when the plants were grown separately (E. G. Reekie, F. A. Bazzaz, unpublished). Differences in flower birth rate, flower longevity, and total floral display have been observed among species in the same community as well as among populations of the same species (e.g. *Phlox drummondii*) (46).

Reekie & Bazzaz (unpublished) examined the relation between CO<sub>2</sub> level and reproduction in four species from the annual community of disturbed ground in Texas. Four insect pollinated forbs with showy flowers were used. In *Gallardia pulchella*, doubling CO<sub>2</sub> reduced the time required for flowering by six days, though plant size at the time of flowering remained unchanged. In *Gaura brochycarpa*, doubling CO<sub>2</sub> also reduced time to flowering; however, these reductions do not appear to be related to increased growth at elevated CO<sub>2</sub>. The response of *Lupinus texensis* was the reverse: elevated CO<sub>2</sub> increased rather than decreased the time to flowering except when the plants were given much underground space. No clear trends were found in *Oenothera laniculata*. Shifts in flowering phenology caused by CO<sub>2</sub> rise could have marked effects on community structure and regeneration, especially in communities where pollination is dependent upon animals or when the growing season could be short, as is the case in this community where drought can suddenly terminate the growing season. The combined effects of elevated CO<sub>2</sub> and other aspects of climate change, such as rising temperature, may cause large shifts in phenology such that the activities of the plants and their pollinators become decoupled.

Elevated CO<sub>2</sub> can also affect other reproductive parameters, such as seed number and size and seed nutrient content. In *Datura stramonium*, total fruit weight was higher in plants grown in elevated CO<sub>2</sub> than in plants grown in ambient CO<sub>2</sub>. Plants grown in high CO<sub>2</sub> produced thicker fruit walls, which may prevent insects from laying eggs in these seeds, but, seed size was not affected (46). In *Abutilon theophrasti* grown at elevated CO<sub>2</sub> levels, total seed production did not increase, but flower number, capsule number, and seed number decreased (Figure 2). Individual seed weight was higher in plants

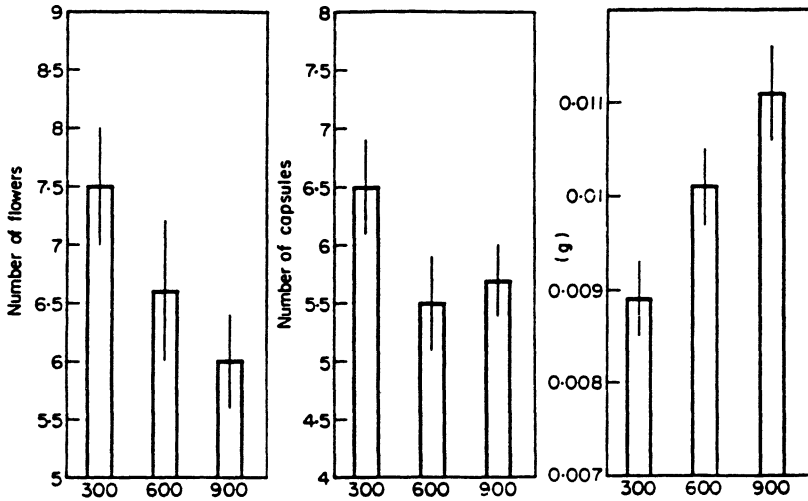


Figure 2 The influence of CO<sub>2</sub> concentrations during growth on flower number, seed number, and mean weight of individual seed in *Abutilon theophrasti*. From (46).

grown at high CO<sub>2</sub> (46). In some species (e.g. *Ambrosia artemisiifolia*) there was also much higher N concentration in seeds from plants grown at elevated CO<sub>2</sub> concentrations (47). Because of the well-established relationship between individual seed size and nutrient content, and seedling success in nature, the effects of rising CO<sub>2</sub> and associated climate change may have great impact on the demography and evolution of natural populations.

## INTERACTION OF CO<sub>2</sub> WITH OTHER ENVIRONMENTAL FACTORS

The interaction of CO<sub>2</sub> with other plant resources has been amply demonstrated (Figure 1). The response of plants to elevated CO<sub>2</sub> is contingent upon light levels (e.g. 95, 110, 113), soil moisture (7, 138), and nutrient availability (2, 20, 50, 93, 103, 133). Several investigators have shown that the enhancing effects of CO<sub>2</sub> disappear under nitrogen and phosphorus limitation (20, 50, 133, 143). Light saturation is usually higher under elevated than under ambient CO<sub>2</sub> (126), and high CO<sub>2</sub> may compensate for low light (2). Plant response to elevated CO<sub>2</sub> is usually more strongly expressed under higher levels of these resources, in a manner consistent with predictions about the response of plants to multiple environmental resources (16, 25).

Elevated CO<sub>2</sub> may modify the effects of stress factors on plant growth. Such elevation has been shown to ameliorate effects of high salinity (19) by

supplying extra energy for maintenance respiration and by the reduction in the entry of salt into the plant due to reduced transpirational pull (39, 44, 45). High CO<sub>2</sub> levels may influence the plant response to gaseous pollutants as well. Coyne & Bingham (27) have shown that reduction in stomatal conductance caused by high CO<sub>2</sub> reduces both the amount of O<sub>3</sub> entering the leaves and the resulting damage. Similarly, decreased stomatal conductance caused by high CO<sub>2</sub> reduces entry of SO<sub>2</sub> into leaves and lessens its damage in C<sub>3</sub> plants (23). SO<sub>2</sub> reduced the growth of the C<sub>3</sub> species at the ambient but not at the elevated CO<sub>2</sub> concentration. In contrast, in the C<sub>4</sub> species, SO<sub>2</sub> increased growth at the ambient CO<sub>2</sub> concentration and reduced at a high CO<sub>2</sub>. The results of this experiment support the notion that C<sub>3</sub> species are more sensitive to SO<sub>2</sub> than are C<sub>4</sub> species (131). This study shows that CO<sub>2</sub> reversed the effect of SO<sub>2</sub> on C<sub>3</sub> but not C<sub>4</sub> plants, results which correlated with differences in sensitivity of stomatal conductance.

The interaction of CO<sub>2</sub> with temperature is critical to the response of plants to climate change. Acock (1) and Acock & Allen (2) present a model for the response of photosynthesis to temperature and CO<sub>2</sub>. They show that at high CO<sub>2</sub> levels the optimal temperature for photosynthesis is higher than at ambient CO<sub>2</sub> and the range of optimal temperature for photosynthesis is narrower. There are, however, only a few studies that consider their joint effects. J. Coleman & F. A. Bazzaz (unpublished) examined growth and resource acquisition and allocation in response to temperature and CO<sub>2</sub> in a C<sub>3</sub> and a C<sub>4</sub> species that occur together in the field. The results show significant interactive effects on these parameters, but the strength and direction differed between the two species. In the C<sub>4</sub> species (*Amaranthus*), final biomass was increased by CO<sub>2</sub> at 28°C but was depressed at 38°C. In the C<sub>3</sub> species (*Abutilon*), CO<sub>2</sub> enhanced initial biomass at both temperatures, but the final biomass was not different in the two temperatures. These somewhat surprising results were explained by the amount of standing leaf areas and changed photosynthetic rates in the two species under these conditions. It was clear from this model system that the interaction between factors may be complex but could be understood by studying patterns of carbon gain and allocation.

Several of the climate models also predict that in addition to the global rise in mean annual temperature there can be an increase in temperature extremes. Furthermore, because of the generally reduced stomatal conductance under elevated CO<sub>2</sub> conditions, transpirational cooling of plant tissues will be reduced. Few studies have addressed the joint effects on plant growth of unusually high and unusually low temperature in conjunction with elevated CO<sub>2</sub>. When the C<sub>4</sub> weedy grasses *Echinochloa crus-galli* and *Elusine indica* were grown in a range of temperatures and then subjected to one night of chilling at 7° C, the decline in both conductance and photosynthesis was less

in plants grown under elevated CO<sub>2</sub> than in plants grown under ambient CO<sub>2</sub> levels (97). Preliminary results with *Abutilon* suggest that individuals grown at high CO<sub>2</sub> concentrations are more sensitive to heat shock than are individuals grown at ambient CO<sub>2</sub> (F. A. Bazzaz, unpublished).

### SUBSPECIFIC DIFFERENCES IN RESPONSE TO CO<sub>2</sub>

Populations of the same species respond differently to CO<sub>2</sub>, and these differences may be related to the CO<sub>2</sub> environment in which the plants grow (e.g. 140). However, differences among individuals of a population in response to CO<sub>2</sub> have rarely been investigated. Clearly, genetic differences among individuals in response to atmospheric CO<sub>2</sub> can affect the future of the genetic structure of the population in a changing CO<sub>2</sub> atmosphere. The studies that have examined variation among individuals have detected differences among them in response to CO<sub>2</sub>. For example, Wulff & Miller (142) found that families of *Plantago lanceolata* differed in their response to CO<sub>2</sub> enrichment and to combinations of CO<sub>2</sub> and temperature treatments. They suggested the presence of genetic variability in this species in response to CO<sub>2</sub> enrichment. F. A. Bazzaz & G. Carlton (unpublished) found differences in CO<sub>2</sub> response in growth and architecture among several genotypes of *Polygonum pensylvanicum* from a single population. Garbutt & Bazzaz (46) found differences in the time of flowering, the number of flower births, and the maximum flower display among four populations of the annual *Phlox drummondii* from central Texas (Figure 3). Significant effects were also seen on plant final biomass and in the number of flowers produced per unit of plant dry weight. These responses may have significant implications for pollination success, dispersal, and establishment.

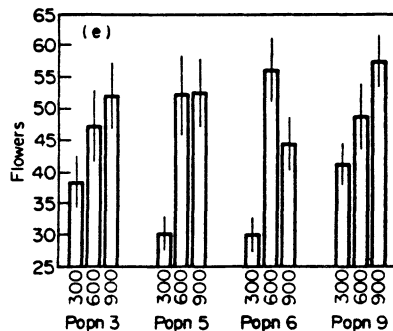


Figure 3 Differences in floral display among natural populations of *Phlox drummondii* in response to CO<sub>2</sub> concentration. From (46).

## PLANT RESPONSE TO CO<sub>2</sub> AT THE POPULATION LEVEL

Almost no information is available on the response to elevated CO<sub>2</sub> at the population level. But because elevated CO<sub>2</sub> affects growth, allocation, and reproduction, undoubtedly there are some effects on populations. Using our model system of the annuals *Abutilon theophrasti* and *Amaranthus retroflexus*, we investigated how the simultaneous changes in CO<sub>2</sub> and temperature affect the recruitment of seeds into the population (S. Morse, F. A. Bazzaz, unpublished). Although no differences appear in survivorship with respect to ambient CO<sub>2</sub> concentrations for either species, stand productivity was significantly affected by both CO<sub>2</sub> and temperature. In general, stand productivity increased with both CO<sub>2</sub> and temperature and was inversely proportional to the number of survivors. CO<sub>2</sub> magnified the intensity of plant-plant interactions and enhanced the growth of the remaining dominant individuals.

## INVESTIGATIONS AT THE COMMUNITY AND ECOSYSTEM LEVELS

### *Productivity*

Predictions about the changes in productivity of ecosystems are also based on the generally observed increase in plant growth under high CO<sub>2</sub> conditions. A physiologically based graphical model (Beam 82) was proposed by a group of scientists (see 119) to represent possible changes in productivity of ecosystems. To address the relationship between elevated CO<sub>2</sub> and productivity, Gates (48) suggested a modification of the B factor, described by Bacastow & Keeling (5), and proposed B' (the biotic growth factor), based on the Michaelis-Menton equation. B' is the fractional increase in net primary productivity (NPP) with a fractional increase in CO<sub>2</sub> concentration. Using data on single leaves, Gates (48) calculated B' factors for several deciduous forest tree species and showed that they could be high, ranging from 0.33–0.53. However, he also found that, depending on environmental limitations, the B' values could be small (between 0.05–0.25). Using high B' values, Gifford (49) estimated high carbon storage in the biosphere (1.65 Gt y<sup>-1</sup> for B' = 0.60). Several other authors (e.g. 18, 48, 54, 64, 73) have pointed out that because of the limits on plant growth already set by water and nutrient deficiency, and temperatures at the northern limits of distribution, primary productivity in natural ecosystems may not be enhanced much by the rising global CO<sub>2</sub>. Furthermore, even in systems that have the potential for an increase in production, Oechel & Strain (88) show that negative feedbacks may soon lead to the elimination of any enhancement by the rising CO<sub>2</sub>. For

example in the chaparral, a water-limited system, increased water use efficiency may lead to enhanced productivity. However, the chaparral is a fire-prone system, and the increased accumulation of living and dead biomass may increase the frequency of fire, which in turn would reduce biomass accumulation. In contrast, Luxmoore (74) suggests a different scenario, where increased photosynthesis in a high CO<sub>2</sub> environment would increase the amount of carbon allocated to roots, resulting in increased root exudation, mycorrhizal proliferation, and increased N-fixation. Evidence also suggests increased nitrogenase activity at high CO<sub>2</sub> levels (81). These factors in turn can lead to increased water and nutrient supply to the plants and increased phytomass even in somewhat infertile habitats. The very limited evidence from field studies shows both an increase in productivity with elevated CO<sub>2</sub>, especially during the first year or two (e.g. 29, 90), and no change (121). Thus, these responses to elevated CO<sub>2</sub> remain very poorly understood despite their great importance in predicting future productivity. Accurate predictions about the response of natural ecosystems to global increase in CO<sub>2</sub> levels still require much additional data on the mechanistic bases of the responses of several ecosystems (31).

## RESPONSE OF SPECIFIC ECOSYSTEMS TO ELEVATED CO<sub>2</sub>

### *Graminoid-Dominated Ecosystems*

CO<sub>2</sub> AND ARCTIC TUNDRA Arctic ecosystems may be the ecosystems most sensitive to climate change (see 119). All climate models show a greater increase in mean annual temperature in these regions, compared to lower latitudes. Arctic ecosystems possess several properties that make them of particular interest to the study of CO<sub>2</sub> response (12). Because of permafrost, the active layer of the soil is shallow, and the top 10 cm of the soil contain most of the root and rhizome systems, which constitute by far most of the living biomass in this ecosystem. Up to 90% of the CO<sub>2</sub> which evolves from soil comes from root and rhizome respiration (12). Tundra soils also contain large quantities of organic matter which, being mostly in the permafrost, is normally unavailable to decomposers.

In a series of experiments with microcosms of intact cores of turf and soil of coastal arctic tundra, W. D. Billings and associates (13–15, 96) examined the effects on ecosystem carbon balance of doubling CO<sub>2</sub>, increasing temperature, lowering the water table, and applying N-fertilizer. They concluded that increasing summer temperature by 4°C would reduce net ecosystem CO<sub>2</sub> uptake by half. Lowering the water table by only 5 cm and increasing temperature greatly lowered ecosystem carbon storage. In contrast, doubling CO<sub>2</sub> concentrations per se had very little effect. They suggest that warmer

temperatures would extend the growing season into the short days of autumn, expose much more peat to decomposers (which become more active in the higher temperatures and the longer season), and lower the water table by high transpiration under the warm conditions. Enhanced ecosystem carbon gain caused by the release of nutrients would be more than offset by decreased insulation and the resultant lowering of the permafrost table and increased soil erosion. From these studies Billings reaches the dramatic conclusion that doubling CO<sub>2</sub> would convert the wet tundra ecosystem from a CO<sub>2</sub> sink to a CO<sub>2</sub> source.

W. Oechel and coworkers have been studying the response of arctic ecosystems to the increase in CO<sub>2</sub> and temperature using environmentally controlled greenhouses placed in situ in the tundra near Barrow, Alaska (99, 88, 121). Contrary to most results obtained on the response of single individuals, *Eriophorum* plants in situ showed little response to high levels of CO<sub>2</sub>. Plants grown at the high CO<sub>2</sub> adjusted their photosynthetic rates within three weeks so that their rates were similar to those grown under ambient CO<sub>2</sub> when both were measured at CO<sub>2</sub> levels of their growth. Although there was no seasonal pattern of growth, a significant increase occurred in tillering under the high CO<sub>2</sub> conditions. When responses to elevated CO<sub>2</sub> under controlled conditions of six arctic tundra species of different growth forms were compared (in 88), most of the species had increased their photosynthetic rates on a leaf area basis, but they varied in the degree of response, and that was influenced by nutrient level. All species except *Eriophorum* had increased leaf dark respiration as well. Surprisingly, and contrary to the results from the in situ measurements, the photosynthetic rate of *Eriophorum vaginatum* was enhanced, especially under high nutrient conditions, and that enhancement was still high after 2 months of exposure to the high CO<sub>2</sub> level. Oberbauer et al (87) found that *Carex bigelowii*, *Betula nana*, and *Ledum palustre* responded to elevated CO<sub>2</sub> and nutrient levels. They found that nutrients enhanced growth much more than did CO<sub>2</sub> and concluded that CO<sub>2</sub> with or without nutrient limitation has little effect on the production of these species. These results point out the importance of in situ measurements to accurately assess plant response to elevated CO<sub>2</sub> concentration. Analysis of whole ecosystem response to elevated CO<sub>2</sub> and temperature from the in situ measurements shows that net CO<sub>2</sub> uptake by tussock tundra was higher at elevated CO<sub>2</sub> than at ambient CO<sub>2</sub>. But, net CO<sub>2</sub> uptake was reduced by temperatures 4°C higher than ambient (53). Although the higher temperature increased conductance and consequently gross photosynthesis, higher temperatures also increased respiration to a degree that resulted in lower net CO<sub>2</sub> uptake. These authors conclude that nutrient limitation in this system lowers the ability of tundra plants to make full use of the elevated CO<sub>2</sub> concentrations.

The following conclusions emerge from work on this ecosystem: (a) in *Eriophorum*, the dominant species in this system, only tillering increases dramatically with rise in CO<sub>2</sub>; (b) photosynthetic acclimation to high CO<sub>2</sub> occurs; (c) nutrients enhance the response to increasing CO<sub>2</sub>; (d) species differ in the degree to which growth is enhanced by CO<sub>2</sub>; (e) different life forms do not seem to respond differently to increase in CO<sub>2</sub>; (f) conductance and respiration increase; and (g) temperature rise lowers the CO<sub>2</sub> enhancement effects. Therefore, while some general responses are similar to those observed in other ecosystems, the tundra ecosystem differs in some quite surprising ways, particularly the increase in conductance.

From the available data, the following scenario emerges: As CO<sub>2</sub> and temperature rise, thaw of permafrost increases, the growing season lengthens, decomposition of organic matter increases sharply, nutrient availability increases, net CO<sub>2</sub> uptake increases, and transpiration increases because of higher temperature and increased conductance. After a while, however, the water table recedes, photosynthesis and net ecosystem productivity decrease, and the system becomes a CO<sub>2</sub> source and a positive feedback loop would be established.

**THE ESTUARINE MARSH** Another in situ study of the response of graminoid ecosystem to elevated CO<sub>2</sub> has been underway in the estuarine marsh of Chesapeake Bay, Maryland, USA. Open top chambers were used by B. Drake and his associates to enclose stands of *Scirpus olneyi* (C<sub>3</sub>), *Spartina patens* (C<sub>4</sub>), and a combination of both species and to expose them to ambient ( $350 \pm 22 \mu\text{l l}^{-1}$ ) and elevated ( $686 \pm 30 \mu\text{l l}^{-1}$ ) CO<sub>2</sub> concentrations. Elevated CO<sub>2</sub> increased shoot density, delayed senescence, and increased biomass in *Scirpus*, the C<sub>3</sub> species, but there was no effect on *Spartina*, the C<sub>4</sub> species (30). Furthermore, *Scirpus* responded positively to elevated CO<sub>2</sub> both in pure and in mixed stands. Carbon-nitrogen relations were also examined for these species (29). While carbon percentage did not change with elevated CO<sub>2</sub> in green leaves of *Scirpus*, nitrogen was reduced by as much as 40%. Furthermore, aboveground tissue content of nitrogen on a per leaf area basis was not influenced by CO<sub>2</sub>, indicating that nitrogen was allocated from storage pools. Surprisingly, litter C/N ratio was not affected by CO<sub>2</sub> level, and the authors suggested that CO<sub>2</sub> rise will not influence the rate of decomposition or N mineralization. Because of the continued input of nutrients in water from the adjacent creek into this already highly productive marsh, the authors conclude that continued exposure to high CO<sub>2</sub> levels may cause a continued increase in *Scirpus* productivity and increased dominance in this system. Thus, this situation contrasts sharply with that observed in the nutrient-limited tundra ecosystem discussed previously.

**OTHER GRASSLANDS** Information about the response of grasslands to elevated CO<sub>2</sub> is very limited. Smith et al (115) compared the response of four grass species from the Great Basin. High CO<sub>2</sub> resulted in increased growth, especially basal stem production, in the C<sub>3</sub> but not in the C<sub>4</sub> species. This enhancement was particularly strong for *Bromus tectorum*, an introduced weed. Since *Bromus* predisposes rangelands to burning, the authors speculated that this enhancement by high CO<sub>2</sub> levels in the future may increase the number and the severity of wildfires in this region, which could result in a change in ecosystem function. Work with Blue grama (*Bouteloua gracilis*), an important native perennial in the same region, showed that biomass and leaf area were greatly enhanced at elevated CO<sub>2</sub> levels, which is unusual for a C<sub>4</sub> plant (101).

When plants were grown individually, CO<sub>2</sub> concentration differentially influenced the growth of six species from the short annual grasslands found on serpentine soil in California (129). In competition, however, these species did not differ in their growth response to CO<sub>2</sub>. The species are of small stature and presumably adapted to low nitrogen and calcium availability and to heavy metals such as Ni and Mg. Apparently, the potential for these species to respond to increased CO<sub>2</sub> concentrations may be constrained by physiological traits that enable these annuals to grow in their native, nutrient-limited environment. Furthermore, in this low-stature community with a very short growing season and nutrient limitation, competitive networks and adaptation can develop and dampen the CO<sub>2</sub> effects.

### *Regenerating Ecosystems*

The speed of the rise in CO<sub>2</sub> concentrations and the associated temperature rise will far exceed the regeneration time of many woody species in the world and their migration to new habitats (32). Thus, this rapid change would likely result in the death of many individual plants and their replacement with early successional species that, in general, are adapted to live in an environment with initially high resource levels (6). Regenerating ecosystems may be the dominant ones over much of the landscape in a high CO<sub>2</sub> world. Thus, the study of regenerating ecosystems is crucial to assessing the possible impact of global change. Our extensive knowledge of their behavior at the physiological, populational, and community levels under ambient and more recently elevated CO<sub>2</sub> may allow some predictions about their future.

### *The Early Successional Community: A Model System*

**NONCOMPETITIVE RESPONSE** Work in our laboratory has focused mainly on community level, using individual species responses to interpret communi-

ty level responses. A major premise of the research is that the response of individuals is highly modified by the presence of other individuals in a population or a community, and that these relationships themselves would be modified by other factors in the natural environment.

Community-level investigations of CO<sub>2</sub> effects on plant growth were reported by Carlson & Bazzaz (22). The annual community of postagricultural succession and the flood plain forest community in the midwestern United States were studied. The experiments also included three crop species (corn, soybean, and sunflower) in order to compare results with the published agronomic literature. The results confirmed that species from natural communities have physiological responses similar to those of the agronomic species studied thus far. The degree of variation in response of different species even of the same community was enormous. Based on these findings, and without consideration of the associated climate change, three hypotheses about the effects of elevated CO<sub>2</sub> on plants were put forward: (a) Because of increased water use efficiency, plant species will be able to expand their ranges into drier habitats; (b) competitive interactions among species in a community may change and will result in a change in community composition and function; and (c) competitive interaction between crops and weeds may change. The latter hypothesis was also proposed by Patterson & Flint (92) and was later confirmed (94).

Further work with individually grown plants established the fundamental physiological and morphological basis of the response of plants to CO<sub>2</sub> and its interactions with other environmental factors. Most of these studies involved growing several species individually and studying differences among them in their photosynthetic response, growth and allocation, or some other indicator of their potential competitive success. These results were used to infer competitive outcome among species (e.g. 8). The results have also been useful in interpreting the response of communities to the rising CO<sub>2</sub> levels. We chose as a model system an early successional community of annual plants to investigate in detail aspects of the CO<sub>2</sub> response at the individual, population, and community levels. Depending on the questions asked we sometimes used all dominant species of the community and sometimes a subset of these species. This community was chosen because annual plants can be grown to maturity, so that the effects of CO<sub>2</sub> on all phases of the life cycle, including reproduction, could be studied, and also because we have accumulated much background information on this community over two decades. The community is dominated by a small number of species (five to six) and has both C<sub>3</sub> and C<sub>4</sub> plants. Comparing the response of the major species in this community to elevated CO<sub>2</sub> when the plants were grown individually (47), we found:

1. CO<sub>2</sub> concentration had little effect on the timing of seedling emergence;
2. Photosynthetic rates increased and stomatal conductance decreased with increased CO<sub>2</sub>;
3. The levels of CO<sub>2</sub> during growth had no effect on photosynthetic rates;
4. Shoot water potential was less negative in plants grown at high CO<sub>2</sub>;
5. Relative growth rates were enhanced by CO<sub>2</sub> early in the growth period but declined later;
6. Specific leaf area (SLA) consistently decreased with increased CO<sub>2</sub>;
7. High CO<sub>2</sub> caused one species to flower earlier and one to flower later, while the rest showed no change;
8. There were significant species x CO<sub>2</sub> interactions for leaf area, leaf weight, weight of reproductive parts, and seed weight indicating species-specific response to CO<sub>2</sub>; and
9. Carbon/nitrogen ratios increased with increasing CO<sub>2</sub>.

The results of this experiment and others also suggest that the commonly suggested C<sub>3</sub>/C<sub>4</sub> dichotomy does not fully explain the responses of plants to CO<sub>2</sub>. For example, *Amaranthus* (C<sub>4</sub>) often shows a greater increase in biomass as a result of elevated CO<sub>2</sub> than does the C<sub>3</sub> species *Abutilon theophrasti* (8, 47).

**COMPETITIVE RESPONSE IN THE MODEL SYSTEM** Under competitive conditions the interaction between CO<sub>2</sub> concentration and soil moisture showed that total community biomass increased with increasing CO<sub>2</sub> at both moist and dry soil moisture conditions. The contribution of each species to total community biomass was greatly influenced by CO<sub>2</sub>. For example, *Polygonum pennsylvanicum* contributed more at high CO<sub>2</sub> and moisture levels. In contrast, *Amaranthus retroflexus* declined under these conditions (7). These results are commensurate with the response of these species individually to CO<sub>2</sub> and moisture separately. Work on the interaction of CO<sub>2</sub> with light and nutrients (143) using all six species from this community showed that total community production reached its peak at 450  $\mu\text{l l}^{-1}$  CO<sub>2</sub>. While total community biomass was higher under high light, relative to low light, and under high nutrients, relative to low nutrients, the response of the community to elevated CO<sub>2</sub> was affected by light level but not by nutrient availability. The relative success of some species, particularly in terms of seed biomass and reproductive allocation, was significantly altered by CO<sub>2</sub>. The contribution of the C<sub>3</sub> species in this community to total production increased with CO<sub>2</sub> enrichment.

Competitive interactions and CO<sub>2</sub> have been examined in more detail using one C<sub>3</sub> and one C<sub>4</sub> plant from this community. Detailed growth analysis, patterns of leaf display, and N allocation were used to understand the mechanisms of interaction and to begin to model these interactions (11). The species were grown both individually and in competition with each other. At

ambient CO<sub>2</sub> levels *Abutilon* was competitively superior to *Amaranthus* because the latter was unable to overcome the initial difference in starting capital (larger seeds and seedling). But, at elevated CO<sub>2</sub> that difference disappeared, largely because of the enhanced relative growth rate (RGR) of *Amaranthus* in high CO<sub>2</sub> (especially earlier in the growth period) which overcame the seed size advantage that *Abutilon* has over *Amaranthus*. High CO<sub>2</sub> caused an increase in root/shoot ratio in *Abutilon* and a decrease in *Amaranthus*. But *Amaranthus* had a much higher rate of N uptake per unit of root relative to *Abutilon*. Thus, the results of this experiment show that: (a) the response to high CO<sub>2</sub> is limited to early stages of growth; (b) elevated CO<sub>2</sub> greatly increased RGR in *Amaranthus*; and (c) although, when compared with C<sub>3</sub> plants, C<sub>4</sub> plants show a lesser enhancement of photosynthesis and net assimilation rate (NAR) with increased CO<sub>2</sub> levels, they did not "lose out" in competition with C<sub>3</sub> plants at elevated CO<sub>2</sub> concentrations.

Bazzaz & Garbutt (8) studied the influence of the identity of competing species and that of neighborhood complexity on the interaction between CO<sub>2</sub> and competition. Four species of the annual community were grown in monoculture and in all possible combinations of two, three, or four species at levels of CO<sub>2</sub>. Overall, the species responded differently to CO<sub>2</sub> levels. In mixtures the species interacted strongly, and in some cases these interactions cancelled out the effects of CO<sub>2</sub>. For example, there were clear differences in the responses of species in different competitive neighborhoods. All competitive arrays that had C<sub>3</sub> species in them depressed the growth of the C<sub>4</sub> species (Figure 4). The interactions between CO<sub>2</sub> and the identity of the competing species were particularly strong at the intermediate CO<sub>2</sub> level (500  $\mu\text{l l}^{-1}$ ). These findings suggested that competitive outcome will be modified by CO<sub>2</sub> and by the interaction of CO<sub>2</sub> with other environmental factors. They show that different species will behave differently in a high CO<sub>2</sub> world and that their response will depend on the identity of the competing species and perhaps on community diversity.

### *Early Perennial Stage*

The interaction between *Aster pilosus* (C<sub>3</sub>) and *Andropogon virginicus* (C<sub>4</sub>), important species in old-field succession, was studied by Wray & Strain (137, 138, 139). They grew the two species both separately and in competition in ambient and high CO<sub>2</sub> levels, while half of them were subjected to a drought cycle. In *Aster*, droughted plants grown at high CO<sub>2</sub> had greater leaf water potential and greater photosynthetic rates and total dry weight than did plants grown at ambient CO<sub>2</sub>. In contrast, in *Andropogon* no differences appeared among CO<sub>2</sub> treatments in response to drought. In competition the differences between the species in response to elevated CO<sub>2</sub> were accentuated, and *Aster* strongly dominated *Andropogon*. These authors suggested that CO<sub>2</sub> enrich-

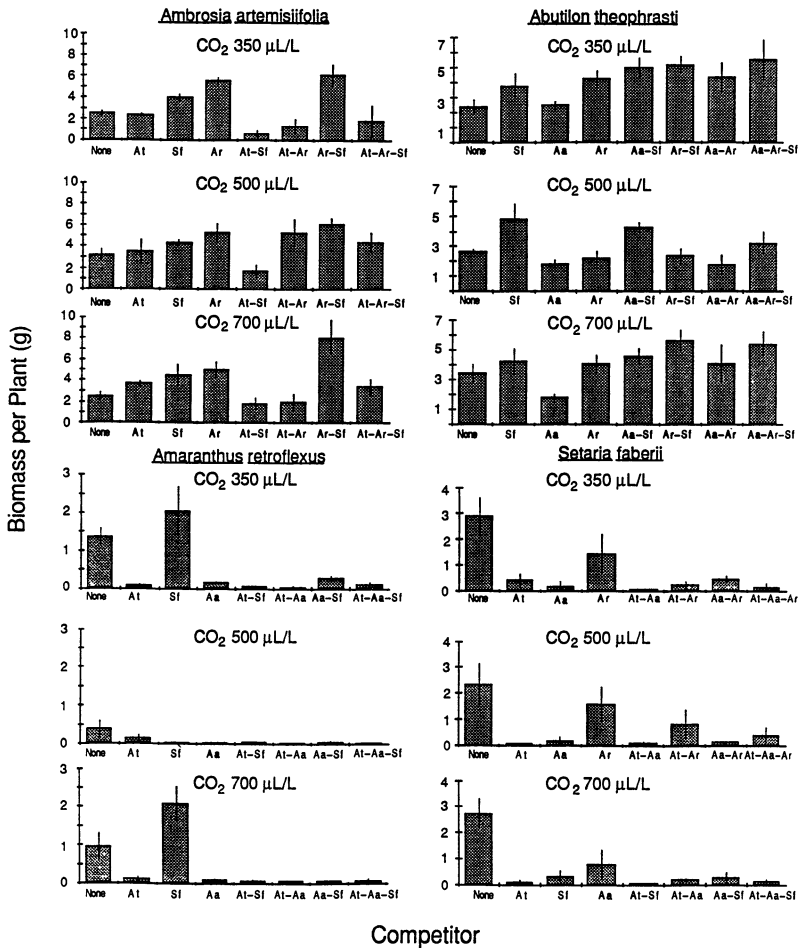


Figure 4 The relationship between plant growth, identity and diversity of competitors, and CO<sub>2</sub> concentrations during growth in a community of annuals made up of two C<sub>3</sub> species (*Ambrosia artemisiifolia* (Aa), and *Abutilon theophrasti* (At)) and two (C<sub>4</sub>) species (*Amaranthus retroflexus* (Ar), and *Setaria faberii* (Sf)) From (8).

ment may increase the competitive ability of *Aster* relative to *Andropogon*, allowing *Aster* to persist for longer periods during old-field succession.

### Early Successional Trees

Tolley & Strain (123–125), Sionit et al (114), and Fetcher et al (43) studied the response of Sweetgum (*Liquidambar styraciflua*) and loblolly pine (*Pinus taeda*), two midsuccessional tree species, to elevated CO<sub>2</sub>. They found that elevated CO<sub>2</sub> increased components of growth more in sweetgum than in loblolly pine, especially at high irradiance. Sweetgum developed more rapid-

ly, reached maximum size earlier, and maintained height dominance relative to loblolly pine. Under drought stress high CO<sub>2</sub>-grown sweetgum individuals developed internal water deficits more slowly than did those grown under ambient CO<sub>2</sub>, and the seedlings maintained higher photosynthetic rates over the drying cycle. In contrast, loblolly pine seedlings had a more severe internal water deficit than did sweetgum, irrespective of CO<sub>2</sub> level. The authors concluded that sweetgum seedlings should tolerate longer exposure to low moisture, especially under high CO<sub>2</sub> conditions, and that these conditions would result in greater seedling survival on drier sites in successional fields in the piedmont. Furthermore, the height dominance and shading that sweetgum presently exerts on pine may be intensified in a high CO<sub>2</sub> environment. In the climate of the future, with high CO<sub>2</sub>, the authors suggest that sweetgum could displace loblolly pine.

### *Forest Ecosystems*

**TEMPERATE FORESTS** Only a few studies have examined the response of tree species in a community context, and fewer still in competitive situations. Seedlings of the dominants of a floodplain forest community and of an upland deciduous forest community were grown as two groups in competition under ambient and elevated CO<sub>2</sub> concentrations (130). Photosynthetic capacity (rate of photosynthesis at saturating CO<sub>2</sub> and light) tended to decline as CO<sub>2</sub> concentration increased. Stomatal conductance also declined with an increase in CO<sub>2</sub>. Nitrogen and phosphorus concentrations generally decreased as CO<sub>2</sub> increased. Overall growth of both communities was not enhanced by CO<sub>2</sub>, but the relative contribution of species to the total community biomass changed in a complex way and was also influenced by light/CO<sub>2</sub> interactions.

In four cooccurring species of *Betula*, elevated CO<sub>2</sub> enhanced survivorship in yellow birch only, but nearly doubled total weight and root/shoot ratio in all species. However, differences among the species in growth response to elevated CO<sub>2</sub> were small despite the differences among the species in habitat preference (F. Bazzaz, unpublished). The response to CO<sub>2</sub> of seven co-occurring tree species from the Northern Hardwood forests in New England was studied by F. A. Bazzaz, J. Coleman, & S. Morse, (unpublished). Seedlings of *Fagus grandifolia*, *Acer saccharum*, *Tsuga canadensis*, *Acer rubrum*, *Betula papyrifera*, *Prunus serotina*, and *Pinus strobus* were grown under 400  $\mu\text{l l}^{-1}$  and 700  $\mu\text{l l}^{-1}$  CO<sub>2</sub>. The species differed greatly in their responses; elevated CO<sub>2</sub> significantly increased the biomass of *Fagus*, *Prunus*, *Acer saccharum*, and *Tsuga*, but only marginally that of *Betula*, *Acer rubrum*, and *Pinus*. Under the conditions of this experiment—relatively low light (400–700  $\mu\text{mole mole}^{-1}$ ) and high nutrients—the species that are considered more shade tolerant and late successional (*Fagus*, *Acer saccharum*, and *Tsuga*) showed the largest biomass increase, with high CO<sub>2</sub> levels. Furthermore, *Betula* and *Acer rubrum* grown from seed did not exhibit

different responses to elevated CO<sub>2</sub> than did those individuals transplanted from the field while dormant. These results suggest that seedlings of the late successional trees in this system growing in the shade and with ample nutrients will do relatively better in a high CO<sub>2</sub> world than will early successional trees in open environments. This may be particularly important since young seedlings near the forest floor may experience a high CO<sub>2</sub> environment caused by the efflux of CO<sub>2</sub> from the soil (9). These findings, at first glance, differ from those of other studies (e.g. 86) which found that growth enhancement by elevated CO<sub>2</sub> in *Ochroma lagopus*, a fast growing pioneer species, was greater than that in *Pentaclethra macroloba*, a slower growing climax species. Furthermore, Tolley & Strain (123) found a greater enhancement of growth in the faster growing of two early successional tree species *Liquidambar styraciflua* and *Pinus taeda*. The findings of these two studies fit the general notion that early successional plants growing in open environments are able to take opportunistic advantage of available resources and that they have high growth rates (6). However, the results from the seven-species study point once again to the importance of other environmental resources in modifying the response of plants to elevated CO<sub>2</sub>.

**TROPICAL RAINFORESTS** Reekie & Bazzaz (100) studied competition and patterns of resource use among seedlings of tropical trees under ambient and elevated CO<sub>2</sub> using five relatively fast growing early successional species from the rainforest of Mexico (*Cecropia obtusifolia*, *Myriocarpa longipes*, *Piper auritum*, *Senna multijuga*, and *Trichospermum mexicanum*). Elevated CO<sub>2</sub> only slightly affected photosynthesis and overall growth of the individually grown plants but greatly affected mean canopy height. Though stomatal conductance slightly declined with increased CO<sub>2</sub>, leaf water potential and plant water use were relatively unaffected. However, in the competitive arrays there were marked effects of CO<sub>2</sub> on species composition, with some species decreasing and others increasing in importance. High CO<sub>2</sub> increased the mean canopy height in *Cecropia*, *Piper*, and *Trichospermum*, and decreased it in *Senna* (Figure 5). There were also some differences among species in allocation to roots and in the timing of that allocation. Stepwise regression analysis of several physiological and architectural measurements showed that canopy height (leaf display in the canopy) was the single most important variable determining competitive ability. Photosynthetic rates, especially in low light, and allocation to root early in the growth period were also significant. The results of this study suggest that competition for light was the major factor influencing community composition, and that CO<sub>2</sub> influenced competitive outcome largely through its effects on canopy architecture. Early in the experiment competition for nutrients was intense. This allowed *Piper*, with greater allocation to roots, to gain a competitive edge.

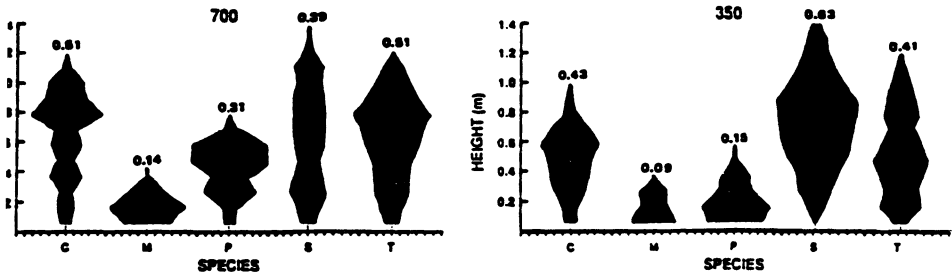


Figure 5 Leaf area profiles, and mean canopy height of seedling of 5 fast-growing tropical rainforest trees grown at 350 (left) and 700  $\mu\text{l l}$  (right) CO<sub>2</sub>. Each unit on the horizontal axis represent 1 dm<sup>2</sup>. The species are *Cecropia obtusifolia* (C), *Myriocarpa longipes* (M), *Piper auritum* (P), *Senna multijuga* (S), and *Trichospermum mexicanum* (T). From (100).

Very rapidly, however, the canopy closed and competition for light become more intense. Therefore, *Senna*, *Trichospermum*, and *Cecropia*, with their greater biomass allocation to shoots, were able to overtop the other species. *Senna* was particularly successful because of its high photosynthetic rate and tall shoot architecture. Thus, the major effect of elevated CO<sub>2</sub> on competition was through its modification of plant architecture.

## CO<sub>2</sub> AND EFFECTS ON SOIL MICROORGANISMS/PLANT ROOT INTERACTIONS

It has been hypothesized that high CO<sub>2</sub> and the resulting high availability of photosynthate will enhance root growth and root exudation in the soil. These will in turn influence plant nutrition by enlarging soil volume explored by roots and by increasing mycorrhizal colonization (119), nodulation, and nitrogen-fixing capacities (67, 74). There have been only a few tests of these ideas with plants from natural ecosystems. In *Quercus alba* seedlings grown in nutrient-poor forest soil, elevated CO<sub>2</sub> increased growth, especially of the root system (83). Much of the nitrogen was in fine roots and leaves, and the plant's efficiency of N-use was enhanced. Furthermore, elevated CO<sub>2</sub> increased uptake of P which may have also been associated with a greater proliferation of mycorrhizae and rhizosphere bacteria. The weight of new buds of seedlings grown in elevated CO<sub>2</sub> was greater than of those of seedlings grown in ambient CO<sub>2</sub>, suggesting that shoot growth in the subsequent year would be enhanced (84). Seedlings of *Pinus echinata* grown in elevated CO<sub>2</sub> allocated proportionally more photosynthate to fine roots, produced larger fine root mass, and had higher mycorrhizal density than plants grown in ambient CO<sub>2</sub> (85).

Although there have been no experimental tests of the hypothesis, several

authors have predicted that the rate of litter decomposition may be slower in high CO<sub>2</sub> environments (119, 130). These predictions are based on the finding in the majority of studies that the carbon-to-nitrogen ratio of tissues grown under elevated CO<sub>2</sub> levels declines and on experimental evidence that tissue with high lignin and low nitrogen content decays slowly (77).

## CO<sub>2</sub> AND PLANT-HERBIVORE INTERACTIONS

Elevated CO<sub>2</sub> concentrations within the range predicted by global change scenarios are unlikely to influence herbivores directly (e.g. 42). However, several investigators (see 119) have suggested that the tissue quality of plants grown under high CO<sub>2</sub> environments could be altered, thereby indirectly affecting insect performance. Recent experimental evidence has supported this notion. For example, most studies have demonstrated that foliar nitrogen concentrations, a limiting nutrient for insect herbivores (76), decline with increased CO<sub>2</sub> (40–42, 59, 70, 71, 130, 133). Other important nutritional factors, such as foliar carbon-based allelochemical and fiber concentrations, do not seem to be affected by elevated CO<sub>2</sub> conditions (40–42, 70, 59), and foliar water content does not change in any consistent way in higher CO<sub>2</sub> atmospheres (e.g. 71, 41). Too few systems have been examined to make any general statements about these patterns.

Insect herbivore behavior and subsequent performance are affected when they are reared on low nitrogen, high CO<sub>2</sub> grown plants. To compensate for the lower nitrogen concentrations, insect herbivores feeding on high CO<sub>2</sub> grown foliage increase their consumption rate by 20%–80% compared to those larvae feeding on low CO<sub>2</sub> grown tissue (40, 59, 70, 72). Despite this increased consumption, insect herbivore performance on high CO<sub>2</sub> grown plants is often poorer than on low CO<sub>2</sub> grown plants. Lepidopteran larval mortality increases (3, 41), and growth is often slower for larvae reared on high CO<sub>2</sub>-grown plants (40–42) (Figure 6). Slower growth might reduce insect herbivore fitness in the wild due to an increased exposure to predators and parasitoids (98) and a decrease in the likelihood of their completing development in seasonal environments (e.g. 26). Reduced population numbers have also been observed for foliage-feeding herbivores on plants in enriched CO<sub>2</sub> environments in open-top chambers (21). Interactions between plants and other plant-eating organisms, such as mammals, have yet to be investigated.

## GLOBAL CHANGE AND PREDICTED CHANGES IN SPECIES RANGES

Various modelling results, based on changes in temperature caused by the increase in CO<sub>2</sub> and other greenhouse gases, have suggested a significant

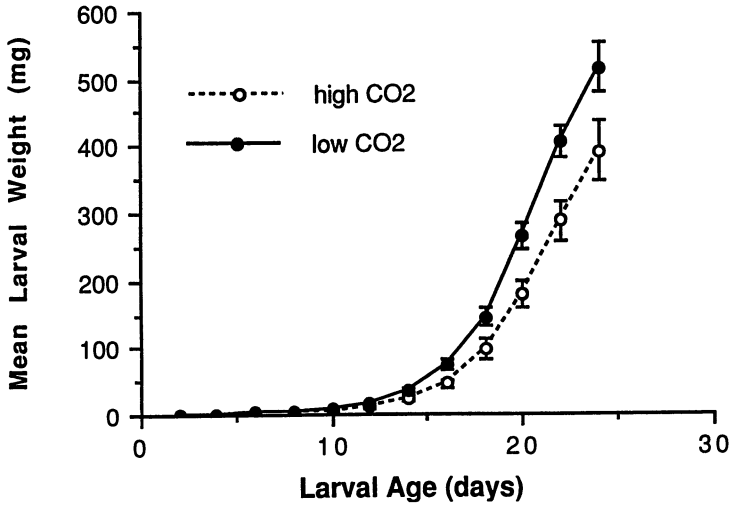


Figure 6 Growth of larvae of the Buckeye butterfly *Junonia coenia* on *Plantago lanceolata* grown at ambient and elevated CO<sub>2</sub> concentration. From (41).

change in patterns of regional plant productivity (109, 38, 116), in the distribution ranges of some plant species (34, 33), and in species composition on a regional scale (91). For example, the range of American beech (*Fagus grandifolia*) could drastically change, and its distribution could be several hundred miles north of its current position (33). Additionally, based on the direct response to increased CO<sub>2</sub> alone and the resultant decrease in water consumption, it was also predicted that the ranges of species can expand into drier habitats (22). Of course, neither of these approaches by itself would yield definitive conclusions; the influence of both the direct and indirect effects of the rising CO<sub>2</sub> should be jointly considered. Using growth and other physiological data on the response of the weedy vines Kudzu (*Pueraria lobata*), and honeysuckle (*Lonicera japonica*) to elevated CO<sub>2</sub>, and considering the indirect effects of the CO<sub>2</sub>-induced climate change, Sasek & Strain (107) concluded that elevated CO<sub>2</sub> levels and increased winter minimum temperatures may allow northward and westward migration of both species, but the decreased summer precipitation may minimize the westward spread. It must be pointed out that these predictions concern only the potential for range shifts in species and do not take into account the new and potentially very effective barriers to and corridors for dispersal of propagules, nor do they consider the important factors of the changed plant/plant interactions, plant/animal interactions, and plant/microbial interactions.

## CONCLUSIONS

It is clear from this review that some general patterns of response of plants, especially at the physiological level, to the rising CO<sub>2</sub> and the associated climate change are beginning to emerge (Figure 1). Enhanced photosynthesis and growth, increased allocation to underground parts, and particularly water use efficiency have been strongly documented. However, photosynthesis and growth enhancement in some species can be of limited duration, perhaps because of shortages of sinks and the resulting simulation of photosynthates in leaves. It is also clear that CO<sub>2</sub> interacts strongly with other environmental factors, especially nutrients and temperature, to generate the response at the individual level.

Work at the community and ecosystem level has clearly shown that, in most situations, the response at the individual level may become highly modified and may not predict the response of communities. It is quite likely that the impact on productivity of ecosystems may result mainly from changes in species composition brought about by differential species response to elevated CO<sub>2</sub>. The number and the identity of neighboring plants, the levels of environmental resources, the activities of herbivores, pathogens, and symbionts are crucial to the way plants respond to elevated CO<sub>2</sub>. Because of the complexity of these interactions, and our limited knowledge of them, our predictions about the future impact of the rising CO<sub>2</sub> and associated climate change are very tenuous. In fact, for some ecosystems we cannot presently even predict the direction of the change that would result from increasing CO<sub>2</sub>. Nevertheless, the work on a model system of annual plants, and with other assemblages, is giving us some insights into the mechanisms of the response to CO<sub>2</sub> at the community level. We are beginning to identify certain parameters that seem to explain significant amounts of the response to elevated CO<sub>2</sub>. For example, initial relative plant growth rates and biomass allocation seem very important determinants of plant response to CO<sub>2</sub>. Responses at the population level are essentially unknown, but that research in this area, particularly plant-animal interactions, will be of great importance in understanding the future of biological systems in a high CO<sub>2</sub> world.

## ACKNOWLEDGEMENTS

I thank J. Coleman, E. Fajer, S. Morse, K. Norweg, A. Quinn, and D. Tremmel for much help in preparing this review. I also thank the U.S. Department of Energy for their support.

## Literature Cited

1. Acock, B. 1980. Analysing and predicting the response of the glasshouse crop to environmental manipulation. In *Opportunities for Increasing Crop Yields*, ed. R. G. Hurd. P. V. Biscoe, and C. Dennis, pp. 131–48. London: Pitman
2. Acock, B., Allen, L. H. J. 1985. Crop responses to elevated carbon dioxide concentrations. In *Direct Effects of Increasing Carbon Dioxide on Vegetation*, ed. B. R. Strain, J. D. Cure. pp. 53–98. US Dep Energy, Washington, DC
3. Akey, D. H., Kimball, B. A. 1989. Growth and development of the beet armyworm on cotton grown in an enriched carbon dioxide atmosphere. *Southwest. Entomol.* 14:255–60
4. Amthor, J. S. 1989. *Respiration and Crop Productivity*. New York: Springer-Verlag
5. Bacastow, R., Keeling, C. D. 1973. Atmospheric carbon dioxide and radiocarbon in the natural carbon cycle: Changes from A.D. 1700 to 2070 as deduced from geochemical model. In *Carbon and the Biosphere* (CONF-720510), ed. G. M. Woodwell and E. V. Pecan. Washington, DC: Atomic Energy Com. Available from National Technical Information Service (NTIS), Springfield, Virginia
6. Bazzaz, F. A. 1979. The physiological ecology of plant succession. *Annu. Rev. Ecol. Syst.* 10:351–71
7. Bazzaz, F. A., Carlson, R. W. 1984. The response of plants to elevated CO<sub>2</sub>. I. Competition among an assemblage of annuals at two levels of soil moisture. *Oecologia* 62:196–98
8. Bazzaz, F. A., Garbutt, K. 1988. The response of annuals in competitive neighborhoods: Effects of elevated CO<sub>2</sub>. *Ecology* 69:937–46
9. Bazzaz, F. A., Williams, W. E., 1990. Atmospheric CO<sub>2</sub> concentrations within the canopy of a mixed forest: Implications for seedling growth. *Ecology*. In press
10. Bazzaz, F. A., Garbutt, K., Williams, W. E. 1985. Effects of increased carbon dioxide concentration on plant communities. In *Direct Effects of Increasing Carbon Dioxide on Vegetation*, ed. B. R. Strain, J. D. Cure, pp. 155–70. US Dep. Energy, NTIS. Springfield, Virginia, USA
11. Bazzaz, F. A., Garbutt, K., Reekie, E. G., Williams, W. E. 1989. Using growth analysis to interpret competition between a C<sub>3</sub> and a C<sub>4</sub> annual under ambient and elevated CO<sub>2</sub>. *Oecologia* 79:223–33
12. Billings, W. D., Peterson, K. M., Shaver, G. R., Trent, A. W. 1977. Root growth respiration, and carbon dioxide evolution in an arctic tundra soil. *Arctic Alpine Res.* 9:129–37
13. Billings, W. D., Luken, J. O., Mortensen, D. A., Peterson, K. M. 1982. Arctic tundra: a source or sink for atmospheric carbon dioxide in a changing environment? *Oecologia* 53:7–11
14. Billings, W. D., Luken, J. O., Mortensen, D. A., Peterson, K. M. 1983. Increasing atmospheric carbon dioxide: possible effects on arctic tundra. *Oecologia* 58:286–89
15. Billings, W. D., Peterson, K. M., Luken, J. O., Mortensen, D. A. 1984. Interaction of increasing atmospheric carbon dioxide and soil nitrogen on the carbon balance of tundra microcosms. *Oecologia* 65:26–29
16. Bloom, A. J., Chapin, F. S., Mooney, H. A. 1985. Resource limitation in plants—an economic analogy. *Annu. Rev. Ecol. Syst.* 16:363–92
17. Bolin, B. 1986. How much CO<sub>2</sub> will remain in the atmosphere? In *The Greenhouse Effect, Climatic Change and Ecosystems*, ed. B. Bolin, B. R. O. Doos, J. Jager and R. A. Warrick, pp. 93–156. Scope 29. Chichester: Wiley
18. Botkin, D. B. 1977. Forests, lakes and the anthropogenic production of carbon dioxide. *BioScience* 27:325–31
19. Bowman, W. D., Strain, B. R. 1987. Interaction between CO<sub>2</sub> enrichment and salinity stress in the C<sub>4</sub> non-halophyte *Andropogon glomeratus*. *Plant Cell. Environ.* 10:267–70
20. Brown, K., Higginbotham, K. O. 1986. Effects of carbon dioxide enrichment and nitrogen supply on growth of boreal tree seedlings. *Tree Physiology* 2:223–32
21. Butler, G. D. 1985. Populations of several insects on cotton in open-top carbon dioxide enrichment chambers. *Southwest. Entomol.* 10:264–66
22. Carlson, R. W., Bazzaz, F. A. 1980. The effects of elevated CO<sub>2</sub> concentrations on growth, photosynthesis, transpiration, and water use efficiency of plants. In *Environmental and Climatic Impact of Coal Utilization*, ed. J. J.

- Singh, A. Deepak, pp. 609–23. New York: Academic
23. Carlson, R. W., Bazzaz, F. A. 1982. Photosynthetic and growth response to fumigation with SO<sub>2</sub> at elevated CO<sub>2</sub> for C<sub>3</sub> and C<sub>4</sub> plants. *Oecologia* 54:50–54
  24. Carter, D. R., Peterson, K. M. 1983. Effects of a CO<sub>2</sub>-enriched atmosphere on the growth and competitive interaction of a C<sub>3</sub> and a C<sub>4</sub> grass. *Oecologia* 58:188–93
  25. Chapin, F. S., Bloom, A. J., Field, C. B., Waring, R. H. 1987. Plant responses to multiple environmental factors. *Bioscience* 37:49–57
  26. Chew, F. S. 1975. Coevolution of pierid butterflies and their cruciferous food plants. I. The relative quality of available resources. *Oecologia* 20:117–27
  27. Coyne, P. I., Bingham, G. E. 1977. Carbon dioxide correlation with oxidant air pollution in the San Bernardino mountains of California. *J. Air Pollution Control Assoc.* 27:782–84
  28. Cure, J. D., Acock, B. 1986. Crop response to carbon dioxide doubling: a literature survey. *Agric. For. Meteorol.* 38:127–45
  29. Curtis, P. D., Drake, B. G., Whigham, D. F. 1989. Nitrogen and carbon dynamics in C<sub>3</sub> and C<sub>4</sub> estuarine marsh plants grown under elevated CO<sub>2</sub> in situ. *Oecologia* 78:297–301
  30. Curtis, P. D., Drake, B. G., Leadley, P. W., Arp, W., Whigham, D. 1989. Growth and senescence of plant communities exposed to elevated CO<sub>2</sub> concentrations on an estuarine marsh. *Oecologia* 78:20–26
  31. Dahlman, R. C., Strain, B. R., Rogers, H. H. 1985. Research on the response of vegetation to elevated atmospheric carbon dioxide. *J. Environ. Qual.* 14:1–8
  32. Davis, M. B. 1989. Insights from paleoecology on global change. *Bull. Ecol. Soc. Am.* 70:222–28
  33. Davis, M. B. 1989. Lags in vegetation response to greenhouse warming. *Climatic Change* 15:79–82
  34. Davis, M. B., Botkin, D. B. 1985. Sensitivity of cool-temperature forests and their fossil pollen record to rapid temperature change. *Quaternary Res.* 23:327–40
  35. Davis, M. B., Woods, K. D., Webb, S. L., Futyma, R. P. 1986. Dispersal versus climate: expansion of *Fagus* and *Tsuga* into the Upper Great Lakes region. *Vegetatio* 67:93–103
  36. DeLucia, E. H., Sasek, T. W., Strain, B. R. 1985. Photosynthetic inhibition after long-term exposure to elevated levels of atmospheric carbon dioxide. *Photosyn. Res.* 7:175–84
  37. Eamus, D., Jarvis, P. G. 1989. The direct effects of increase in the global atmospheric CO<sub>2</sub> concentration on natural and commercial temperature trees and forests. *Adv. Ecol. Res.* 19:1–57
  38. Emanuel, W. R., Shugart, H. H., Stevenson, M. P. 1985. Climate change and the broadscale distribution of terrestrial ecosystem complexes. *Climate Change* 7:29–43
  39. Enoch, H. Z., Zieslin, N., Biran, Y., Halevy, A. H., Schwartz, M., Kessler, B., Shimshi, D. 1973. Principles of CO<sub>2</sub> nutrition research. *Acta Horticult.* 32:97–118
  40. Fajer, E. D. 1989. The effects of enriched CO<sub>2</sub> atmospheres on plant-insect herbivore interactions: growth responses of larvae of the specialist butterfly, *Junonia coenia* (Lepidoptera: Nymphalidae). *Oecologia* 81:514–20
  41. Fajer, E. D., Bowers, M. D., Bazzaz, F. A. 1989. The effects of enriched carbon dioxide atmospheres on plant-insect herbivore interactions. *Science* 243:1198–1200
  42. Fajer, E. D., Bowers, M. D., Bazzaz, F. A. 1990. Enriched CO<sub>2</sub> atmospheres and the growth of the buckeye butterfly, *Junonia coenia*. *Ecology*. In press
  43. Fetcher, N., Jaeger, C. H., Strain, B. R., Sionit, N. 1988. Long-term elevation of atmospheric CO<sub>2</sub> concentration and the carbon exchange rates of saplings of *Pinus taeda* L. and *Liquidambar styraciflua* L. *Tree Physiol.* 4:255–62
  44. Gale, J. 1982. Uses of brackish and solar desalinated water in closed system agriculture. In *Biosaline Research: A Look to the Future*, ed. A. San Pietro, pp. 315–24. New York: Plenum
  45. Gale, J., Zeroni, M. 1985. Cultivation of plants in brackish water in controlled environment agriculture. In *Salinity Tolerance in Plants—Strategies for crop Improvement.*, ed. R. C. Staples, G. Toenniessen, pp. 363–80. New York: Wiley Intersci.
  46. Garbutt, K., Bazzaz, F. A. 1984. The effects of elevated CO<sub>2</sub> on plants. III. Flower, fruit and seed production and abortion. *New Phytol.* 98:433–46
  47. Garbutt, K., William, W. E., Bazzaz, F. A. 1990. Analysis of the differential response of five annuals to elevated CO<sub>2</sub> during growth. *Ecology* 71: In press
  48. Gates, D. M. 1985. Global biospheric response to increasing atmospheric carbon dioxide concentration. In *Direct Effects of Increasing Carbon Dioxide on*

- Vegetation*, ed. B. R. Strain, J. D. Cure, pp. 171–84. US Dep. Energy
49. Gifford, R. M. 1980. Carbon storage by the biosphere. In *Carbon Dioxide and Climate: Australian Research*, ed. G. I. Pearman, pp. 167–81. Austr. Acad. Sci. Canberra City, Australia
  50. Goudriaan, J., de Ruiter, H. E. 1983. Plant growth in response to CO<sub>2</sub> enrichment, at two levels of nitrogen and phosphorus supply. 1. Dry matter, leaf area and development. *Neth. J. Agric. Sci.* 31:157–69
  51. Guinn, G., Mauney, J. R. 1980. Analysis of CO<sub>2</sub> exchange assumptions: feedback control. In *Predicting Photosynthesis for Ecosystem Models*, ed. J. D. Hesketh, J. W. Jones, Vol. II, pp. 1–16. Boca Raton, Fla: CRC
  52. Haex, A. J. C. 1984. Part one report on the CO<sub>2</sub> problem. The Hague, The Netherlands: Health Council of the Netherlands
  53. Hilbert, D. W., Prudhomme, T. I., Oechel, W. C. 1987. Response of tussock tundra to elevated carbon dioxide regimes: analysis of ecosystem CO<sub>2</sub> flux through nonlinear modeling. *Oecologia* 72:466–72
  54. Hobbie, J. E., Cole, J., Dungan, J., Houghton, R. A., Peterson, B. J. 1984. Role of biota in global CO<sub>2</sub> balance: the controversy. *BioScience* 34:492–98
  55. Houghton, R. A. 1988. The global carbon cycle (letter to the editor). *Science* 241:1736
  56. Houghton, R. A., Hobbie, J. E., Melillo, J. M., Moore, B., Peterson, B. J., Shaver, G. R., Woodwell, G. M. 1983. changes in the carbon content of terrestrial biota and soils between 1860 and 1980: A net release of CO<sub>2</sub> to the atmosphere. *Ecol. Monogr.* 53:235–62
  57. Idso, S. B., Kimball, B. A., Anderson, M. G., Mauney, J. R. 1987. Effects of atmospheric CO<sub>2</sub> enrichment of plant growth: the interactive role of air temperature. *Agric. Ecosys. Environ.* 20:1–10
  58. Jaeger, J. 1988. Developing policies for responding to climate change. WMO/TD-No. 225, Stockholm: World Climate Prog. Impact Stud.
  59. Johnson, R. H., Lincoln, D. E. 1990. Effect of CO<sub>2</sub> on leaf chemistry, leaf nitrogen and growth responses of *Artemisia tridentata*. *Oecologia*. In press
  60. Karr, R. A. 1989. Greenhouse skeptic out of the cold. *Science* 246:1118–19
  61. Keeling, C. D. 1986. Atmospheric CO<sub>2</sub> concentrations. Mauna Loa Observatory, Hawaii 1958–1986. NDP-001/R1. Carbon dioxide information analysis center. Oak Ridge, Tenn. Oak Ridge Natl. Lab.
  62. Kimball, B. A. 1986. CO<sub>2</sub> stimulation of growth and yield under environmental constraints. In *Carbon Dioxide Enrichment of Greenhouse Crops*, Vol. II, *Physiology, Yield and Economics*, ed. H. Z. Enoch, B. A. Kimball, pp. 53–67. Boca Raton, Fla: CRC
  63. Koch, K. E., Jones, P. H., Avigne, W. T., Allen, L. H. 1986. Growth, dry matter partitioning, and diurnal activities of RuBP carboxylase in citrus seedlings maintained at two levels of CO<sub>2</sub>. *Physiologia Plantarum* 67, 477–84
  64. Kramer, P. J. 1981. Carbon dioxide concentration, photosynthesis, and dry matter production. *BioScience* 31:29–33
  65. Kramer, P. J., Sionit, N. 1987. Effects of increasing carbon dioxide concentration on the physiology and growth of forest trees. In *The Greenhouse Effect, Climate Change, and U.S. Forests*, ed. W. L. Shanahan, John S. Hoftman, pp. 219–46. Conservation Found.
  66. LaMarche, V. J., Graybill, D. A., Fritts, H. C., Rose, M. R. 1984. Increasing atmospheric carbon dioxide: Tree ring evidence for growth enhancement in natural vegetation. *Science* 225:1019–21
  67. Lamborg, M. R., Hardy, R. W. F., Paul, E. A. 1983. Microbial effects. In *CO<sub>2</sub> and Plants: The Response of Plants to Rising Levels of Atmospheric CO<sub>2</sub>*, ed. E. R. Lemon, pp. 131–76. Boulder, Colo: Westview
  68. Larigauderie A., Hilbert, D. W., Oechel, W. C. 1988. Effect of CO<sub>2</sub> enrichment and nitrogen availability on resource acquisition and resource allocation in a grass, *Bromus mollis*. *Oecologia* 77:544–49
  69. Lemon, E. R. 1983. CO<sub>2</sub> and plants. AAAS Selected Symposium 84. Boulder, Colo: Westview
  70. Lincoln, D. E., Couvet, D. 1989. The effect of carbon supply on allocation to allelochemicals and caterpillar consumption of peppermint. *Oecologia* 78:112–14
  71. Lincoln, D. E., Sionit, N., Strain, B. R. 1984. Growth and feeding response of *Pseudoplusia includens* (Lepidoptera: Noctuidae) to host plants grown in controlled carbon dioxide atmospheres. *Environ. Entomol.* 13:1527–30
  72. Lincoln, D. E., Couvet, D., Sionit, N. 1986. Response of an insect herbivore to host plants grown in carbon dioxide enriched atmospheres. *Oecologia* 69:556–60
  73. Lugo, A. 1983. Influence of green

- plants on the world carbon budget. In *Alternative Energy Sources V. Part E: Nuclear/Conservation/Environment*, ed. T. N. Veziroglu. Amsterdam, The Netherlands: Elsevier
74. Luxmoore, R. J. 1981. CO<sub>2</sub> and phyto-mass. *BioScience* 31:626
  75. Luxmoore, R. J., O'Neill, E. G., Ells, J. M., Rogers, H. H. 1986. Nutrient-uptake and growth responses of Virginia pine to elevated atmospheric CO<sub>2</sub>. *J. Environ. Qual.* 15:244-51
  76. Mattson, W. T. 1980. Herbivory in relation to plant nitrogen content. *Annu. Rev. Ecol. Syst.* 11:119-61
  77. Melillo, J. M., Aber, J. D., Muratore, J. F. 1982. Nitrogen and lignin control of hardwood leaf litter decomposition dynamics. *Ecology* 63:621-26
  78. Mott, K. A. 1988. Do stomata respond to CO<sub>2</sub> concentrations other than intercellular? *Plant Physiol.* 86:200-203
  79. Mousseau, M., Enoch, H. Z. 1989. Effect of doubling atmospheric CO<sub>2</sub> concentration on growth, dry matter distribution and CO<sub>2</sub> exchange of two-year-old sweet chestnut trees (*Castanea sativa* Mill.). *Oecologia*
  80. National Academy of Science. 1988. *Toward an understanding of global change*. Washington, DC: NAS
  81. Norby, R. J. 1987. Nodulation and nitrogenase activity in nitrogen-fixing woody plants stimulated by CO<sub>2</sub> enrichment of the atmosphere. *Physiol. Plantarum* 71:77-82
  82. Norby, R. J., Luxmoore, R. J., O'Neill, E. G., Weller, D. G. 1984. *Plant responses to elevated atmospheric CO<sub>2</sub> with emphasis on belowground processes*. Oak Ridge National Laboratory, Tenn. ORNL/TM-9426
  83. Norby, R. J., O'Neill, E. G., Luxmoore, R. J. 1986a. Effects of atmospheric CO<sub>2</sub> enrichment on the growth and mineral nutrition of *Quercus alba* seedlings in nutrient-poor soil. *Plant Physiol.* 82:83-89
  84. Norby, R. J., Pastor, J., Melillo, J. M. 1986. Carbon-nitrogen interactions in CO<sub>2</sub>-enriched white oak: physiological and long-term perspectives. *Tree Physiol.* 2:233-41
  85. Norby, R. J., O'Neill, E. G., Hodd, W. G., Luxmoore, R. J. 1987. Carbon allocation, root exudation and mycorrhizal colonization. *Tree Physiol.* 3:203-10
  86. Oberbauer, S. F., Strain, B. R., Fetcher, N. 1985. Effect of CO<sub>2</sub>-enrichment on seedling, physiology and growth of two tropical tree species. *Physiologia Plantarum* 65:352-56
  87. Oberbauer, S. F., Sionit N., Hastings S. J., Oechel W. C. 1986. Effects of CO<sub>2</sub> enrichment and nutrition on growth, photosynthesis, and nutrient concentration of Alaskan tundra plant species. *Can. J. Bot.* 64:2993-99
  88. Oechel, W. C., Strain, B. R. 1985. Native species responses to increased carbon dioxide concentration. In *Direct Effects of Increasing Carbon Dioxide on Vegetation*, ed. B. R. Strain and J. D. Cure, pp. 117-54. U.S. Dep. Energy, NTIS. Springfield, Virginia
  89. Osbrink, W. L. A., Trumble, J. T., Wagner, R. E. 1987. Host suitability of *Phaseolus lunata* for *Trichoplusia ni* (Lepidoptera: Noctuidae) in controlled atmospheres. *Environ. Entomol.* 16:639-44
  90. Overdieck, D., Bossemeyers, D., Lieth, H. 1984. Long-term effects of an increased CO<sub>2</sub> concentration level on terrestrial plants in model-ecosystems. I. phytomass production and competition of *Trifolium repens* L. and *Lolium perenne* L. *Progress Biometeorol.* 3:344-52
  91. Pastor, J., Post, W. M. 1988. Responses of northern forests to CO<sub>2</sub>-induced climate change. *Nature* 334:55-58
  92. Patterson, D. T., Flint, E. P. 1980. Potential effects of global atmospheric CO<sub>2</sub> enrichment on the growth and competitiveness of C<sub>3</sub> and C<sub>4</sub> weed and crop. *Weed Sci.* 28:71-75
  93. Patterson, D. T., Flint, E. P. 1982. Interacting effects of CO<sub>2</sub> and nutrient concentration. *Weed Sci.* 30:389-94
  94. Patterson, D. T., Flint, E. P., Beyers, J. L. 1984. Effects of CO<sub>2</sub> enrichment on competition between a C<sub>4</sub> weed and a C<sub>3</sub> crop. *Weed Sci.* 32:101-5
  95. Pearcy, R. W., Bjorkman, O. 1983. Physiological effects. In *CO<sub>2</sub> and plants: The Response of Plants to Rising Levels of Atmospheric Carbon Dioxide*, ed. E. R. Lemon, pp. 65-106. Boulder, Colo: Westview
  96. Peterson, K. M., Billings, W. D., Reynolds, D. N. 1984. Influence of water table and atmospheric CO<sub>2</sub> concentration on the carbon balance of arctic tundra. *Arctic Alpine Res.* 16:331-55
  97. Potvin C. 1985. Amelioration of chilling effects by CO<sub>2</sub> enrichment. *Physiol. Veg.* 23:345-52
  98. Price, P. W., Bouton, C. E., Gross, P., McPherson, B. A., Thompson, J. N., Weis, A. E. 1980. Interaction among three trophic levels: influence of plants on interactions between insect herbivores and natural enemies. *Annu. Rev. Ecol. Syst.* 11:41-65
  99. Prudhomme, T. I., Oechel, W. C.,

- Hastings, S. J., Lawrence, W. T. 1984. Net ecosystem gas exchange at ambient and elevated carbon dioxide concentrations in tussock tundra at Toolik Lake, Alaska: an evaluation of methods and initial results. In *The Potential Effects of Carbon Dioxide-Induced Climatic Changes in Alaska: Proceedings of a Conference School of Agricultural and Land Resources Management*, ed. J. H. McBeath, Univ. Alaska, Fairbanks, Alaska
100. Reekie, E. G., Bazzaz, F. A. 1989. Competition and patterns of resource use among seedlings of five tropical trees grown at ambient and elevated CO<sub>2</sub>. *Oecologia* 79:212-22
101. Riechers, G. D., Strain, B. R. 1988. Growth of blue grama (*Bouteloua gracilis*) in response to atmospheric carbon dioxide enrichment. *Can. J. Bot.* 66: 1570-73
102. Rogers, H. H., Thomas, J. F., Bingham, G. M. 1983. Response of agronomic and forest species to elevated atmospheric carbon dioxide. *Science* 220:428-30
103. Rosenberg, N. J. 1981. The increasing CO<sub>2</sub> concentration in the atmosphere and its implication on agricultural productivity. I. Effects on photosynthesis, transportation and water use efficiency. *Climatic Change* 3:265-79
104. Rotty, R. M., Marland, G. 1986. Fossil fuel consumption: recent amounts, patterns, and trends of CO<sub>2</sub>. In *The Changing Carbon Cycle: A Global Analysis*, ed. J. R. Trabalka, D. E. Reichle. New York: Springer-Verlag
105. Sage, R. F., Percy, R. W. 1987. The nitrogen use efficiency of C<sub>3</sub> and C<sub>4</sub> plants. I. Leaf nitrogen, growth, and biomass partitioning in *Chenopodium album* (L.) and *Amaranthus retroflexus* (L.). *Plant Physiol.* 84:954-58
106. Sage, R. F., Sharkey, T. D., Seeman, J. R. 1989. The acclimation of photosynthesis to elevated CO<sub>2</sub> in five C<sub>3</sub> species. *Plant Physiol.* In press
107. Sasek, T. W., Strain, B. R. 1990. Implications of atmospheric CO<sub>2</sub> enrichment and climatic change for the geographical distribution of two introduced vines in the U.S.A. *Climatic Change* In press
108. Schneider, S. H. 1989. The greenhouse effect: science and policy. *Science* 243:771-81
109. Shugart, H. H., Emanuel, W. R. 1985. Carbon dioxide increase: the implications at the ecosystem level. *Plant, Cell Environ.* 8:381-86
110. Sionit, N., Patterson, D. T. 1984. Responses of C<sub>4</sub> grasses to atmospheric CO<sub>2</sub> enrichment. I. Effect of irradiance. *Oecologia* 65:30-34
111. Sionit, N., Kramer, P. J. 1986. Woody plants reactions to carbon dioxide enrichment. In *Carbon Dioxide Enrichment of Greenhouse Crops*, eds. H. Z. Enoch, B. A. Kimball, Boca Raton, FL., CRC
112. Sionit, N., Hellmers, H., Strain, B. R. 1980. Growth and yield of wheat under CO<sub>2</sub> enrichment and water stress. *Crop Sci.* 20:687-90
113. Sionit, N., Hellmers, H., Strain, B. R. 1982. Interaction of atmospheric CO<sub>2</sub> enrichment and irradiance on plant growth. *Agron. J.* 74:721-25
114. Sionit, N., Strain, B. R., Hellmers, H., Riechers, G. H., Jaeger, C. H. 1985. Long-term atmospheric CO<sub>2</sub> enrichment effects and the growth and development of *Liquidambar styraciflua* and *Pinus taeda* seedlings. *Can. J. For. Res.* 15:468-71
115. Smith, S. P., Strain, B. R., Sharkey, T. D. 1987. Effects of CO<sub>2</sub> enrichment on four Great Basin grasses. *Functional Ecol.* 1:139-43
116. Solomon, A. M., Tharp, M. L., West, D. C., Taylor, G. E., Webb, J. M., Trimble, J. C. 1984. *Response of unmanaged forests to CO<sub>2</sub>-induced climate change: available information, initial tests and data requirements.* US Dep. Energy Rep. No. DOE TR009. US Dep. Energy, Washington, DC
117. St. Omar, L., Horvath, S. M. 1983. Elevated carbon dioxide concentrations and whole plant senescence. *Ecology* 64:1311-13
118. Strain, B. R. 1985. Physiological and ecological controls on carbon sequestering in ecosystems. *Biogeochemistry* 1:219-32
119. Strain, B. R., Bazzaz, F. A. 1983. Terrestrial plant communities. In *CO<sub>2</sub> and Plants: The Response of Plants to Rising Levels of Atmospheric Carbon Dioxide*, ed. E. R. Lemon, pp. 177-222. Boulder, Colo: Westview
120. Strain, B. R., Cure, J. D. 1985. *Direct effects of increasing carbon dioxide on vegetation.* US Dep. Energy, NTIS, Springfield, Va
121. Tissue, D. T., Oechel, W. C. 1987. Response of *Eriophorum vaginatum* to elevated CO<sub>2</sub> and temperature in the Alaskan tussock tundra. *Ecology* 68:401-10
122. Tolbert, N. E., Zelitch, I. 1983. Carbon metabolism. In *CO<sub>2</sub> and Plants: The Response of Plants to Rising Levels of Atmospheric Carbon Dioxide*, ed. E. R.

- Lemon, pp. 21–64. Boulder, Colo: Westview
123. Tolly, L. C., Strain, B. R. 1984a. Effects of CO<sub>2</sub> enrichment on growth of *Liquidambar styraciflua* and *Pinus taeda* seedlings under different irradiance levels. *Can. J. For. Res.* 14:343–50
  124. Tolley, L. C., Strain, B. R. 1984b. Effects of atmospheric CO<sub>2</sub> enrichment and water stress on growth of *Liquidambar styraciflua* and *Pinus taeda* seedlings. *Can. J. Bot.* 62:2135–39
  125. Tolley, L., Strain, B. R. 1985. Effects of CO<sub>2</sub> enrichment and water stress on gas exchange of *Liquidambar styraciflua* and *Pinus taeda* seedlings grown under different irradiance levels. *Oecologia* 65:166–72
  126. Valle, R., Mishoe, J. W., Campbell, W. J., Jones, J. W., Allen, L. H., Jr. 1985. Photosynthetic response of 'Bragg' soybean leaves adapted to different CO<sub>2</sub> environments. *Crop. Sci.* 25:333–39
  127. Waggoner, P. E. 1984. Agriculture and carbon dioxide. *Am. Sci.* 72:179–84
  128. Walker, D. A. 1980. Regulation of starch synthesis in leaves—the role of orthophosphate. In *Physiological Aspects of Crop Productivity*. Proc. the 15th Int. Potash Inst., Bern, Switzerland
  129. Williams, W. E., Garbutt, K., Bazzaz, F. A. 1988. The response of plants to elevated CO<sub>2</sub>—V. Performance of an assemblage of serpentine grassland herbs. *Environ. Exp. Bot.* 28:123–30
  130. Williams, W. E., Garbutt, K., Bazzaz, F. A., Vitousek, P. M. 1986. The response of plants to elevated CO<sub>2</sub> IV. Two deciduous-forest tree communities. *Oecologia* (Berlin) 69:454–59
  131. Winner, W. E., Mooney, H. A. 1980. Responses of Hawaiian plants to volcanic sulfur dioxide: stomatal behavior and foliar injury. *Science* 210:789–91
  132. Wittwer, S. H. 1983. Rising atmospheric CO<sub>2</sub> and crop productivity. *Hortscience* 18:667–73
  133. Wong, S. C. 1979. Elevated atmospheric partial pressure of CO<sub>2</sub> and plant growth. *Oecologia* 44:68–74
  134. Woodward, F. I. 1987. Stomatal numbers are sensitive to increases in CO<sub>2</sub> from pre-industrial levels. *Nature* 327:617–18
  135. Woodward, F. I., Bazzaz, F. A. 1988. The responses of stomatal density of CO<sub>2</sub> partial pressure. *J. Exp. Bot.* 39:1771–81
  136. Woodwell, G. M. 1988. The global carbon cycle (letter to the editor). *Science* 241:1736–37
  137. Wray, S. M., Strain, B. R. 1986. Response of two old field perennials to interactions of CO<sub>2</sub> enrichment and drought stress. *Am. J. Bot.* 73:1486–91
  138. Wray, S. M., Strain, B. R. 1987. Competition in old-field perennials under CO<sub>2</sub> enrichment. *Ecology* 68:1116–20
  139. Wray, S. M., Strain, B. R. 1987. Interaction of age and competition under CO<sub>2</sub> enrichment. *Functional Ecol.* 1:145–49
  140. Wright, R. D. 1974. Rising atmospheric CO<sub>2</sub> and photosynthesis of San Bernardino mountain plants. *Am. Midland Naturalist* 91:360–70
  141. Wulff, R., Strain, B. R. 1982. Effects of carbon dioxide enrichment on growth and photosynthesis in *Desmodium paniculatum*. *Can. J. Bot.* 60:1086–91
  142. Wulff, R., Miller-Alexander, H. 1985. Intraspecific variation in the response to CO<sub>2</sub> enrichment in seeds and seedlings of *Plantago lanceolata* L. *Oecologia* 66:458–60
  143. Zangerl, A. R., Bazzaz, F. A. 1984. The response of plants to elevated CO<sub>2</sub>. II. Competitive interactions among annual plants under varying light and nutrients. *Oecologia* 62:412–17