

Harvard Forest Data Archive HF038-01

Data File:

Name = hf038-01-salamander.csv

Description = salamander data

Rows = 64 Columns = 23

MD5 checksum = e065b69c48d661652dd36229a8a88827

Variables:

fa03n = number of times ACO was monitored in fall 2003 (number)

fa03avg = average number of redbacks found during ACO searches in
fall 2003 (number)

sp04n = number of times ACO was monitored in spring 2004 (number)

sp04avg = average number of redbacks found during ACO searches in
spring 2004 (number)

su04n = number of times ACO was monitored in summer 2004 (number)

su04avg = average number of redbacks found during ACO searches in
summer 2004 (number)

fa04n = number of times ACO was monitored in fall 2004 (number)

fa04avg = average number of redbacks found during ACO searches in
fall 2004 (number)

sp05n = number of redbacks found during ACO searches in spring 2005
(number)

sp05avg = average number of redbacks found during ACO searches in
spring 2005 (number)

su05n = number of times ACO was monitored in summer 2005 (number)

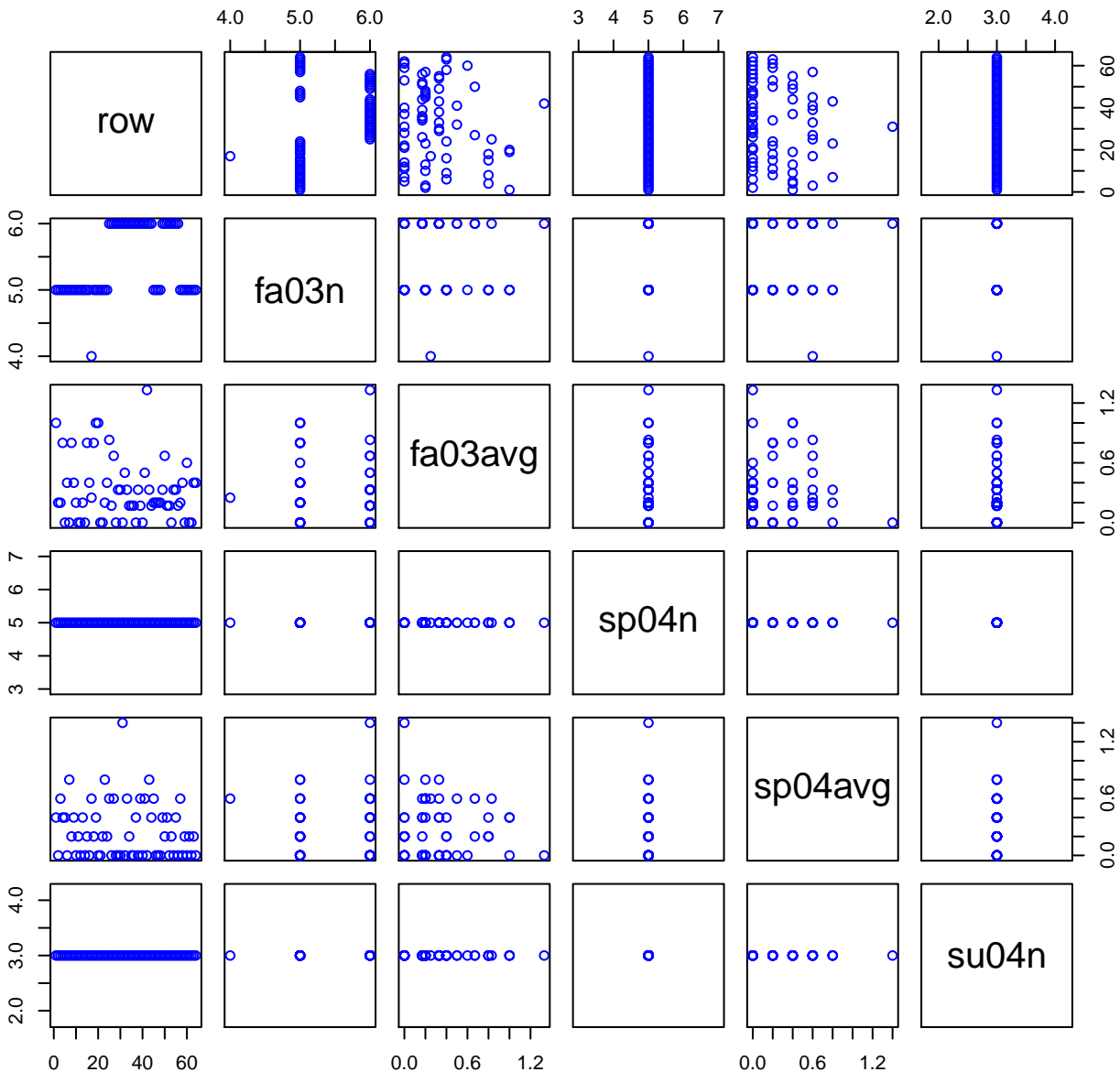
su05avg = average number of redbacks found during ACO searches in
summer 2005 (number)

fa05n = number of times ACO was monitored in fall 2005 (number)

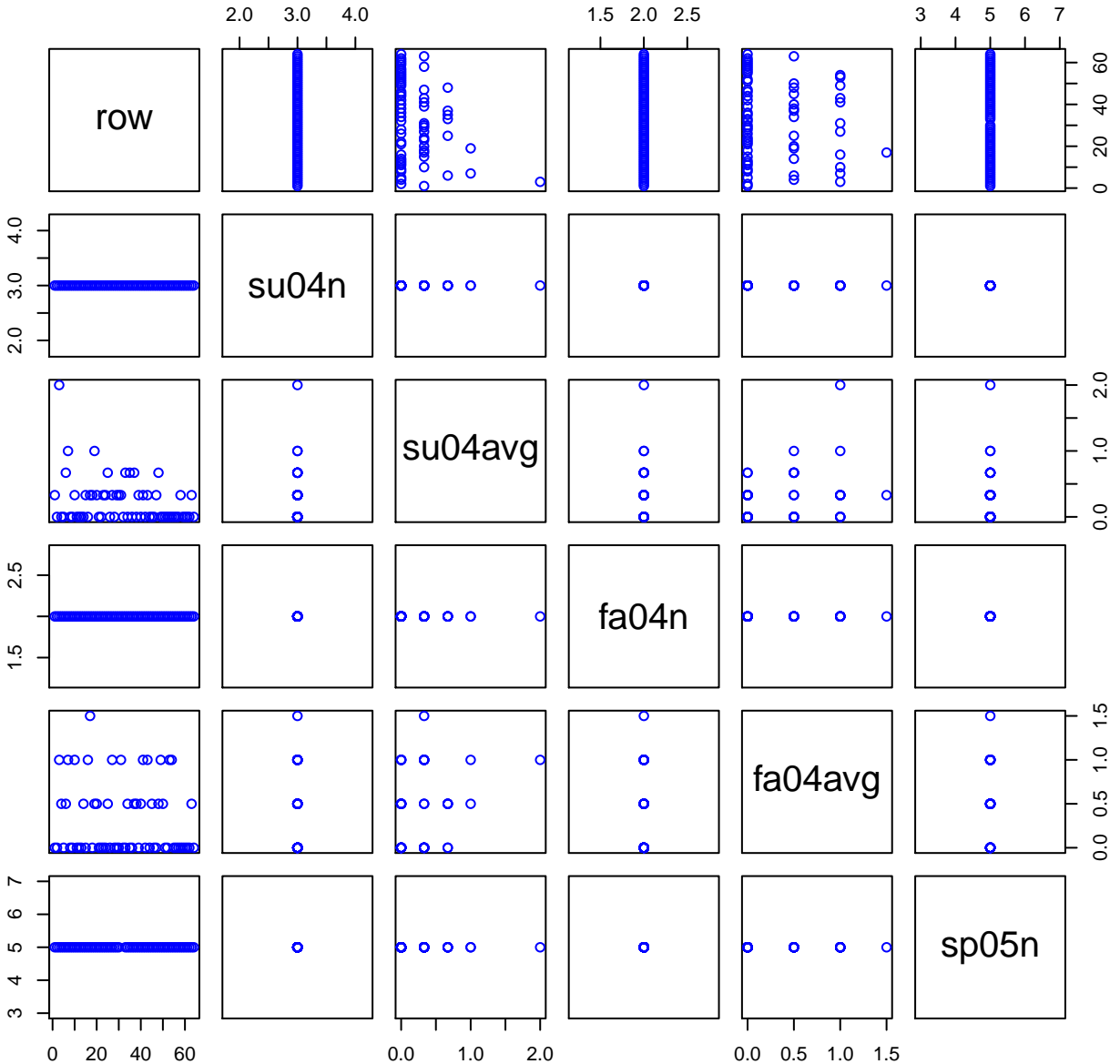
fa05avg = average number of redbacks found during ACO searches in
fall 2005 (number)

Variable	Min	Median	Mean	Max	NAs
fa03n	4.000	5.000	5.422	6.000	0
fa03avg	0.000	0.200	0.321	1.330	0
sp04n	5.000	5.000	5.000	5.000	0
sp04avg	0.000	0.200	0.250	1.400	0
su04n	3.000	3.000	3.000	3.000	0
su04avg	0.000	0.000	0.218	2.000	0
fa04n	2.000	2.000	2.000	2.000	0
fa04avg	0.000	0.000	0.305	1.500	0
sp05n	5.000	5.000	5.000	5.000	2
sp05avg	0.000	0.200	0.271	1.400	2
su05n	4.000	4.000	4.000	4.000	2
su05avg	0.000	0.000	0.040	0.250	2
fa05n	2.000	2.000	2.000	2.000	2
fa05avg	0.000	0.500	0.323	1.500	2

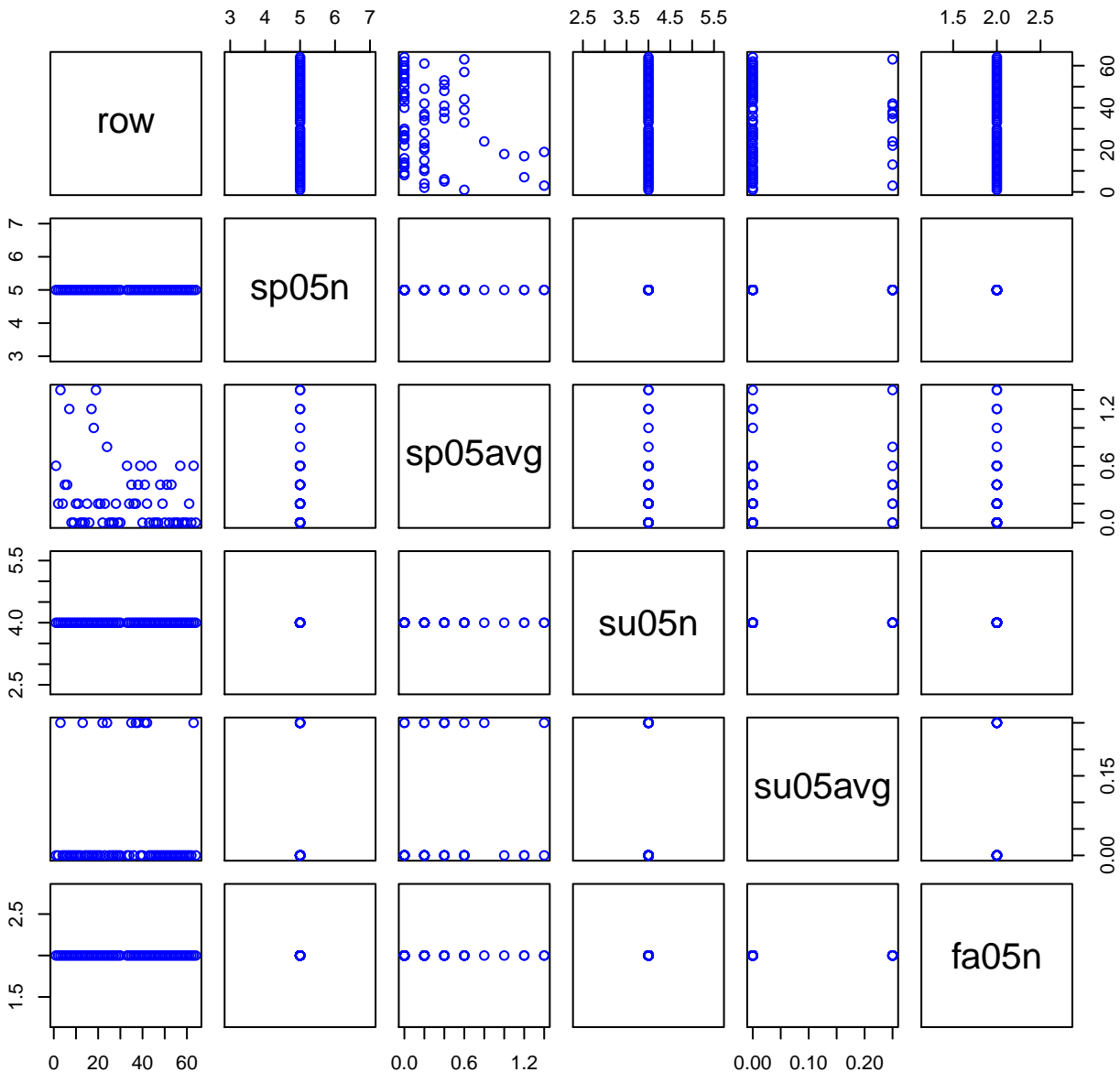
HF038-01 Plot 1



HF038-01 Plot 2



HF038-01 Plot 3



HF038-01 Plot 4

