

Harvard Forest Data Archive HF054-02

Data File:

Name = hf054-02-soil-temp.csv

Description = soil temperature

Rows = 17996 Columns = 22

MD5 checksum = 9691b39ae7b2dfd0963d1a5f1d176f32

Variables:

date = date

year = year

m.1 = hourly mineral soil temperature, PLOT 1(GIRDLE) (celsius)

o.1 = hourly organic soil temperature, PLOT 1(GIRDLE) (celsius)

m.2 = hourly mineral soil temperature, PLOT 2(GIRDLE) (celsius)

o.2 = hourly organic soil temperature, PLOT 2(GIRDLE) (celsius)

m.3 = hourly mineral soil temperature, PLOT 3(GIRDLE) (celsius)

o.3 = hourly organic soil temperature, PLOT 3(GIRDLE) (celsius)

m.4 = hourly mineral soil temperature, PLOT 4(GIRDLE) (celsius)

o.4 = hourly organic soil temperature, PLOT 4(GIRDLE) (celsius)

m.5 = hourly mineral soil temperature, PLOT 5(GIRDLE) (celsius)

o.5 = hourly organic soil temperature, PLOT 5(GIRDLE) (celsius)

m.6 = hourly mineral soil temperature, PLOT 6(GIRDLE) (celsius)

o.6 = hourly organic soil temperature, PLOT 6(GIRDLE) (celsius)

m.7 = hourly mineral soil temperature, PLOT 7(GIRDLE) (celsius)

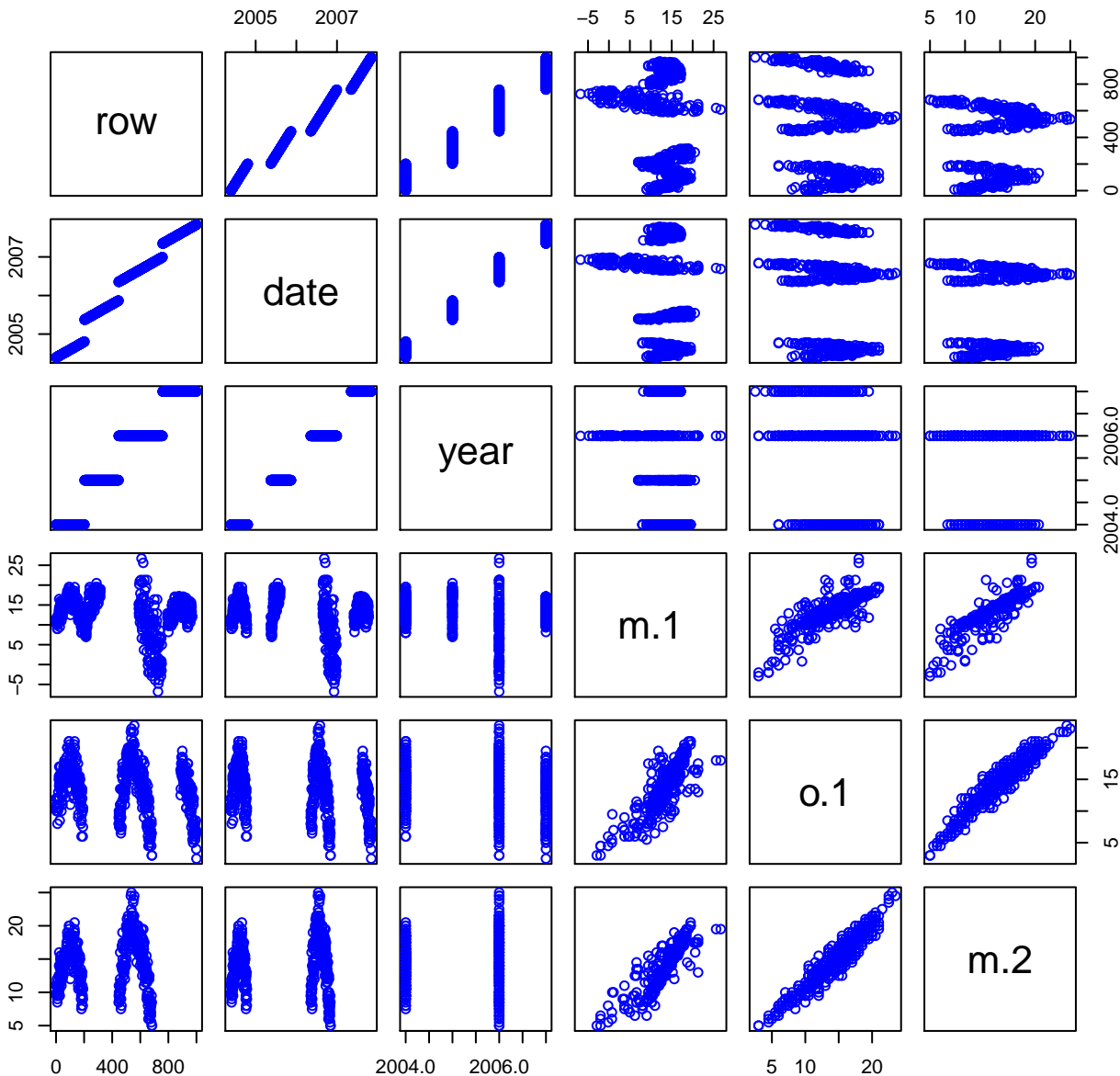
o.7 = hourly organic soil temperature, PLOT 7(GIRDLE) (celsius)

m.8 = hourly mineral soil temperature, PLOT 8(GIRDLE) (celsius)

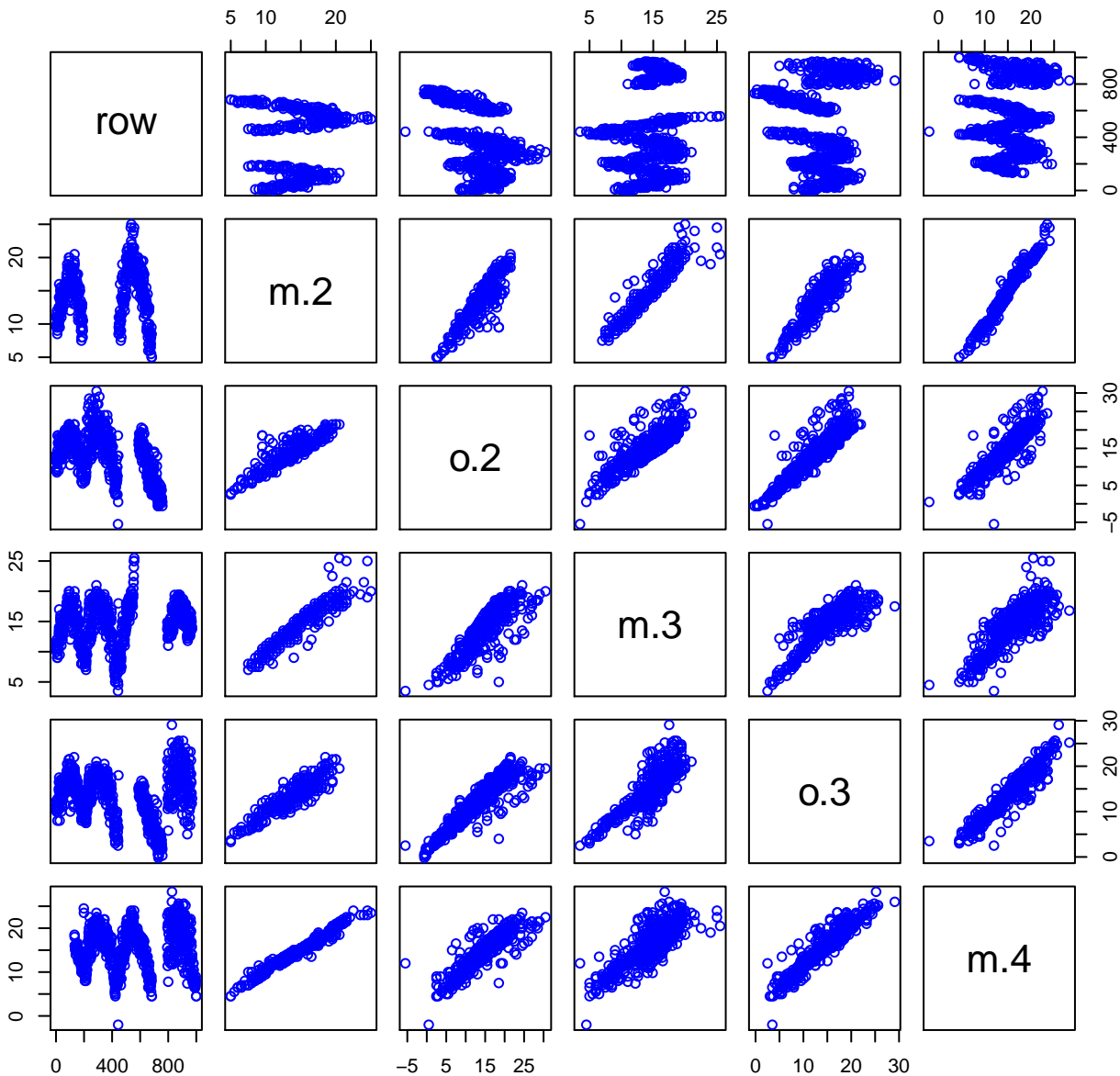
o.8 = hourly organic soil temperature, PLOT 8(GIRDLE) (celsius)

Variable	Min	Median	Mean	Max	NAs
date	2004-05-24	2006-06-20	2006-03-23	2007-11-04	0
year	2004.000	2006.000	2005.596	2007.000	0
m.1	-8.900	13.700	12.641	27.500	6419
o.1	2.500	14.500	13.801	25.000	8408
m.2	4.000	15.000	14.738	26.500	10455
o.2	-6.000	14.500	13.403	31.000	7601
m.3	3.500	15.000	14.684	26.500	5255
o.3	-0.200	14.100	13.498	35.700	4248
m.4	-5.500	16.000	15.469	31.500	4887
o.4	-5.500	14.900	13.965	32.300	5961
m.5	-6.000	15.500	15.330	47.400	7148
o.5	2.900	15.500	15.278	39.200	4666
m.6	-6.500	14.100	13.693	25.000	4709
o.6	-6.300	14.500	13.652	29.500	6091
m.7	-6.000	15.500	14.983	25.500	6955
o.7	-6.500	15.000	14.424	24.500	8202
m.8	3.500	15.500	14.813	24.000	2042
o.8	2.000	15.500	15.034	27.000	2041

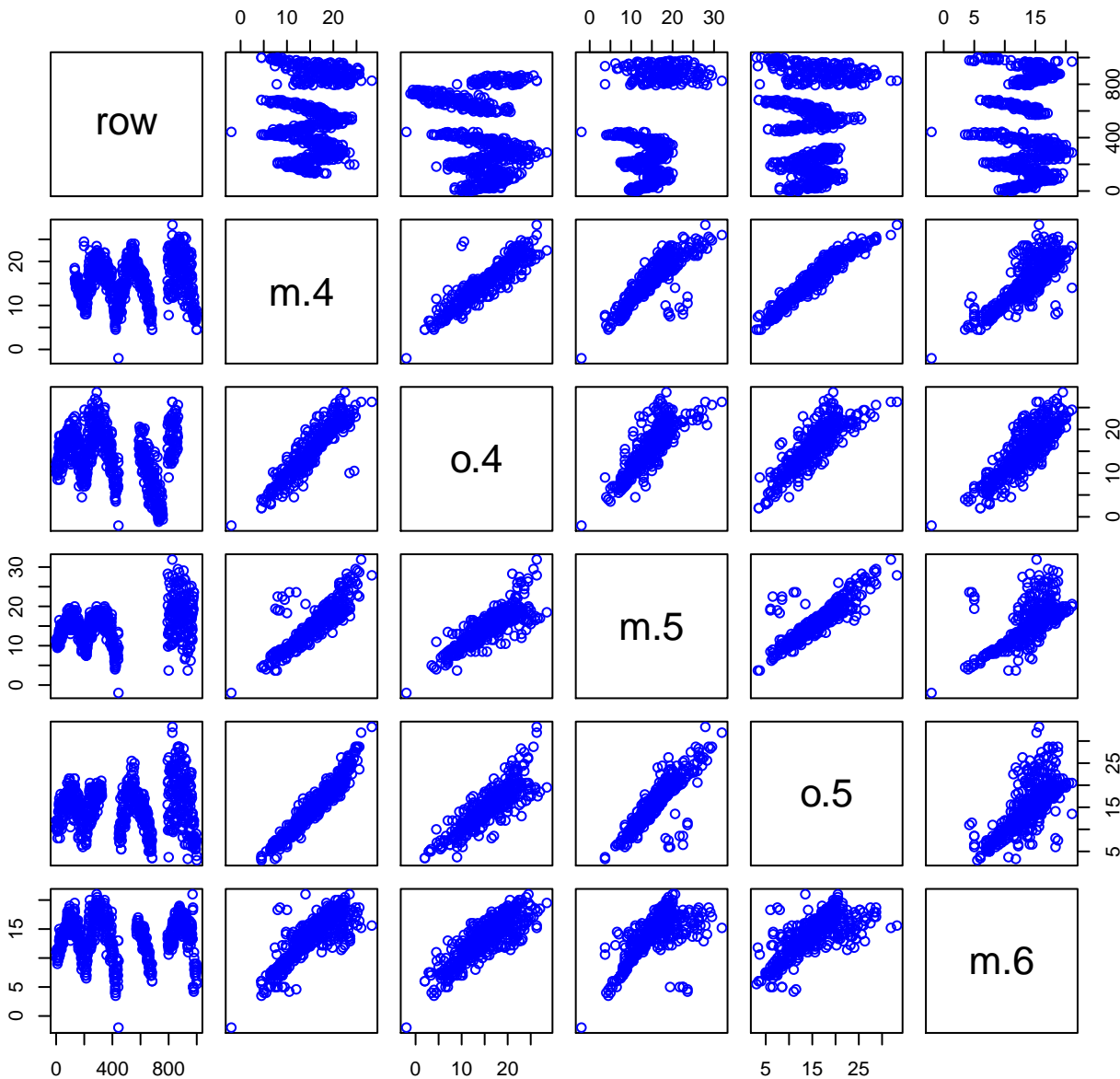
HF054-02 Plot 1



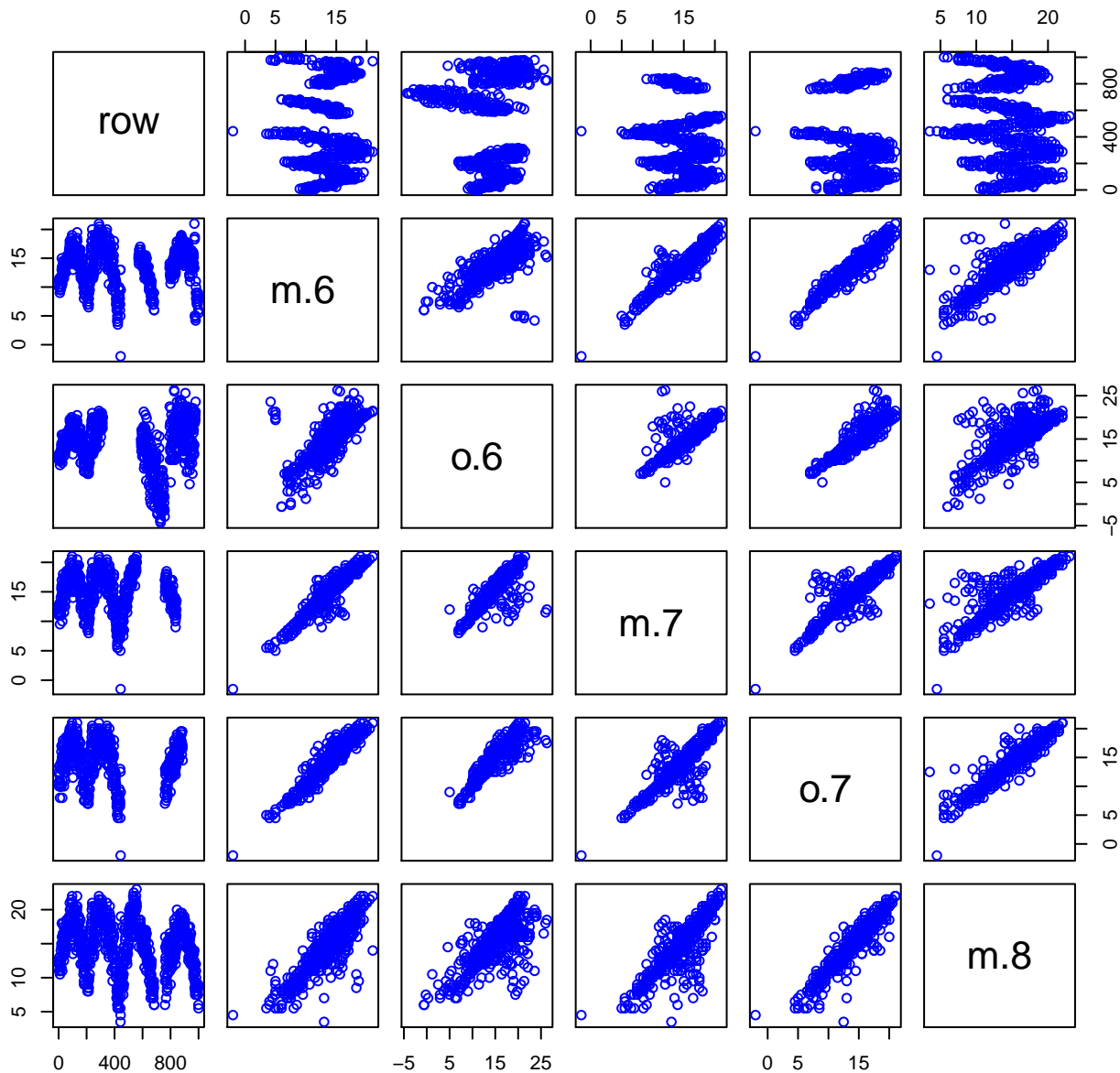
HF054-02 Plot 2



HF054-02 Plot 3



HF054-02 Plot 4



HF054-02 Plot 5

