

Harvard Forest Data Archive HF081-01

Data File:

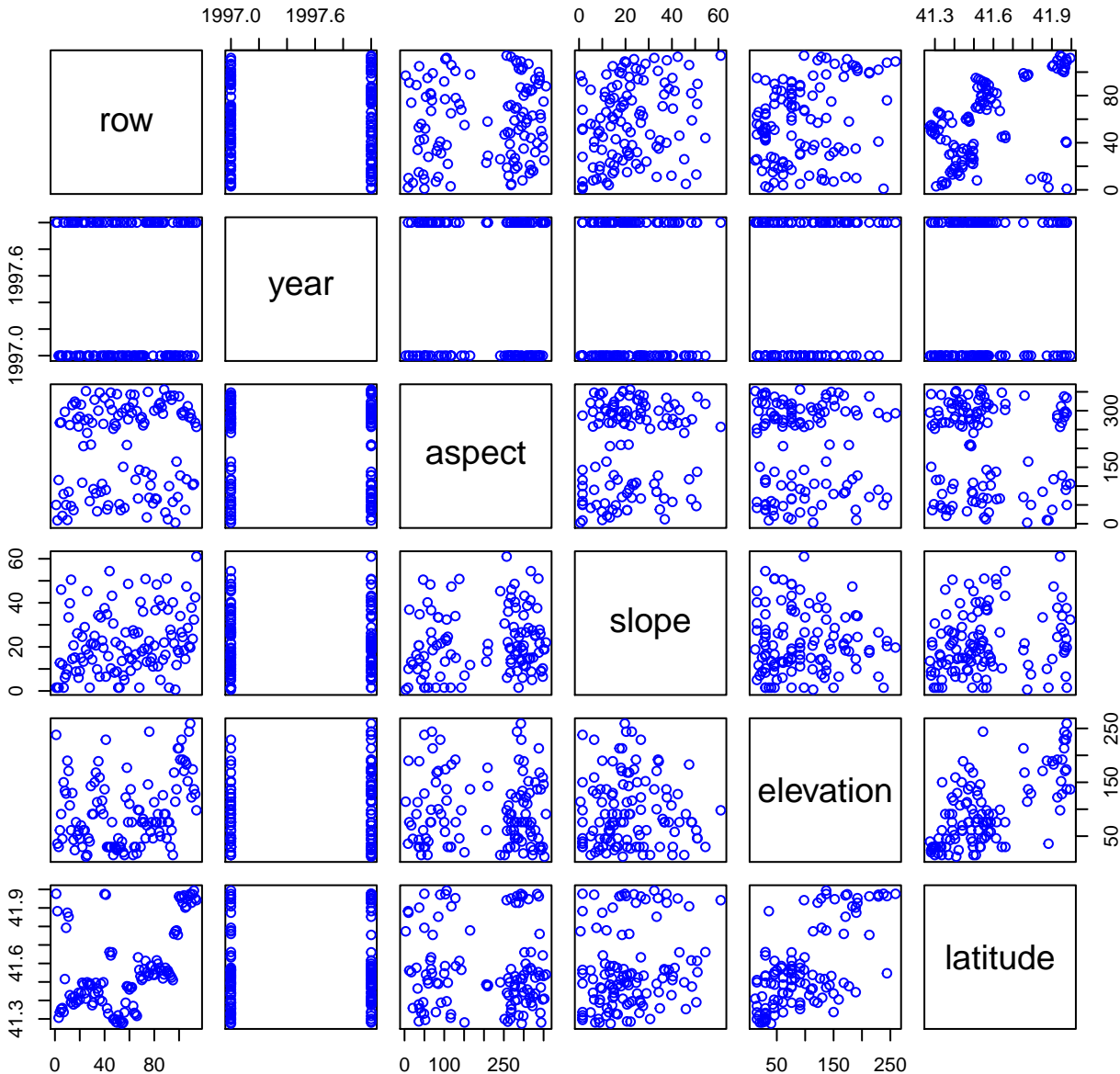
Name = hf081-01-ct.csv  
Description = Connecticut data  
Rows = 114 Columns = 27  
MD5 checksum = 698bae4198788efc497f028172fc6593

Variables:

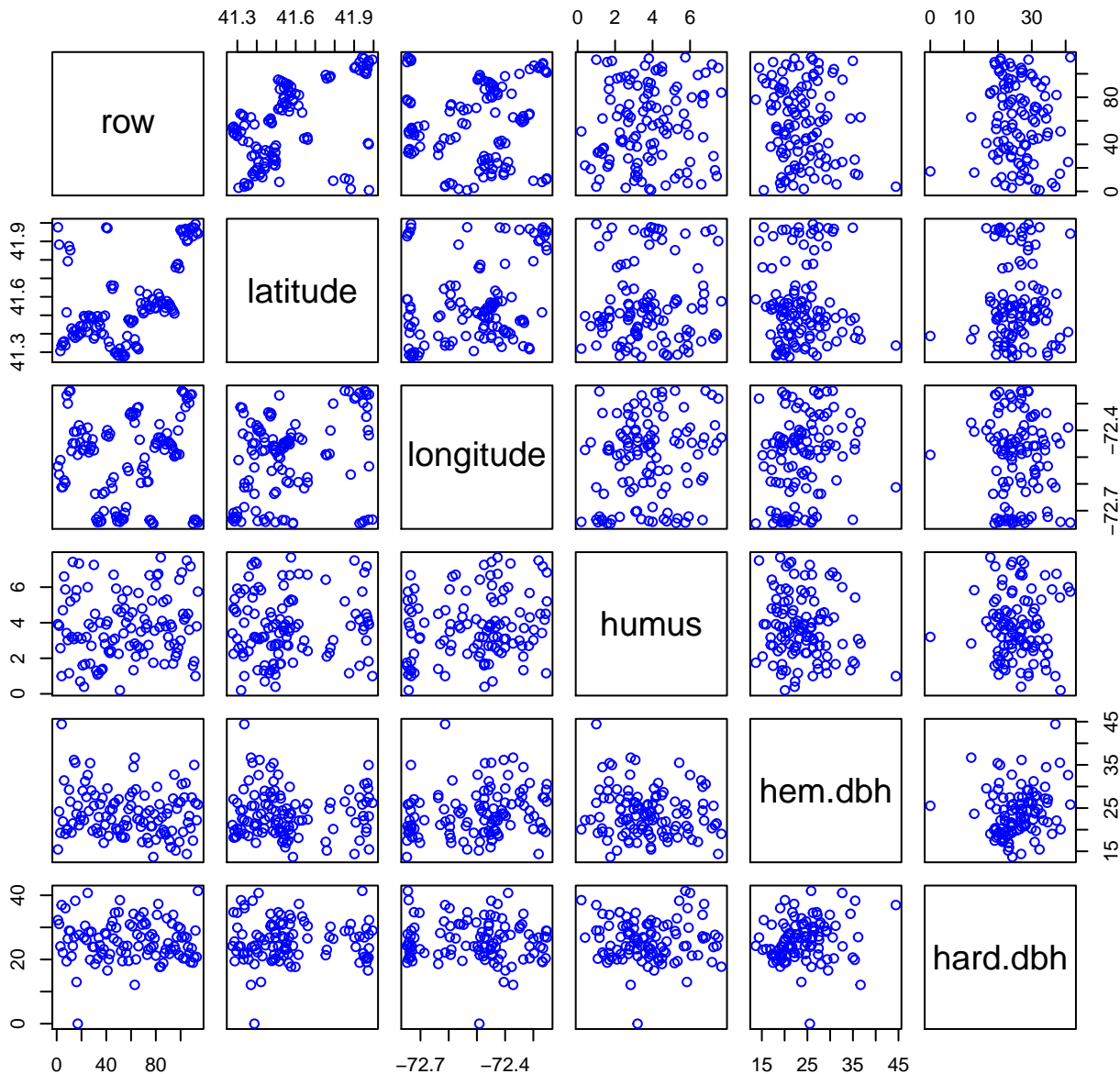
year = year of sampling  
aspect = direction slope faces in degrees (degree)  
slope = percent slope (number)  
elevation = elevation of plot in m a.s.l. estimated from topo. maps  
(meter)  
latitude = latitude of stand derived from arcview (degree)  
longitude = longitude of stand derived from arcview (degree)  
humus = depth of soil organic matter from quantitative plot  
(centimeter)  
hem.dbh = average hemlock dbh from quantitative plot (centimeter)  
hard.dbh = average hardwood dbh from quantitative plot (centimeter)  
qba = stand basal area derived from quantitative plot  
(meterSquaredPerHectare)  
cba = average stand basal area derived from cruise plots  
(meterSquaredPerHectare)  
hem.bad = average amount of dead hemlock basal area from cruise  
plots (meterSquaredPerHectare)  
hem.d.per = percent of dead overstory hemlock in quantitative plots  
(number)  
hem.dead = density of dead overstory hemlock stems in quantitative  
plots (numberPerHectare)  
live.hem = density of live hemlock overstory stems in quantitative  
plots (numberPerHectare)  
hem.dens = density of hemlock overstory stems in quantitative plots  
(numberPerHectare)  
stem.dens = total overstory stem density in quantitative plots  
(numberPerHectare)  
hem.sap1 = total density of live hemlock saplings within  
quantitative plots (numberPerHectare)  
hem.sapd = percent of dead hemlock saplings within quantitative  
plots (number)  
hem.iv = importance value derived by summing basal area from cruise  
plots and density from quantitative plots (number)  
size = stand size (hectare)

Variable	Min	Median	Mean	Max	NAs
year	1997.000	1997.500	1997.500	1998.000	0
aspect	3.000	263.500	204.316	356.000	0
slope	0.600	19.400	21.738	61.000	0
elevation	12.000	76.000	95.289	259.000	0
latitude	41.275	41.513	41.562	41.994	0
longitude	-72.748	-72.474	-72.505	-72.252	0
humus	0.200	3.700	3.744	7.670	2
hem.dbh	13.680	23.005	23.809	44.420	0
hard.dbh	0.000	25.350	25.859	41.380	8
qba	19.030	45.000	45.489	75.920	0
cba	29.080	45.455	46.850	79.890	10
hem.bad	0.000	2.750	6.575	47.290	0
hem.d.per	0.000	12.000	26.719	100.000	0
hem.dead	0.000	75.000	157.168	950.000	1
live.hem	0.000	375.000	414.509	1275.000	0
hem.dens	75.000	550.000	571.404	1425.000	0
stem.dens	300.000	825.000	833.816	1525.000	0
hem.sapl	0.000	150.000	314.833	5750.000	0
hem.sapd	0.000	15.585	29.291	100.000	0
hem.iv	21.700	66.550	63.951	96.300	0
size	9.950	45.620	51.323	242.230	0

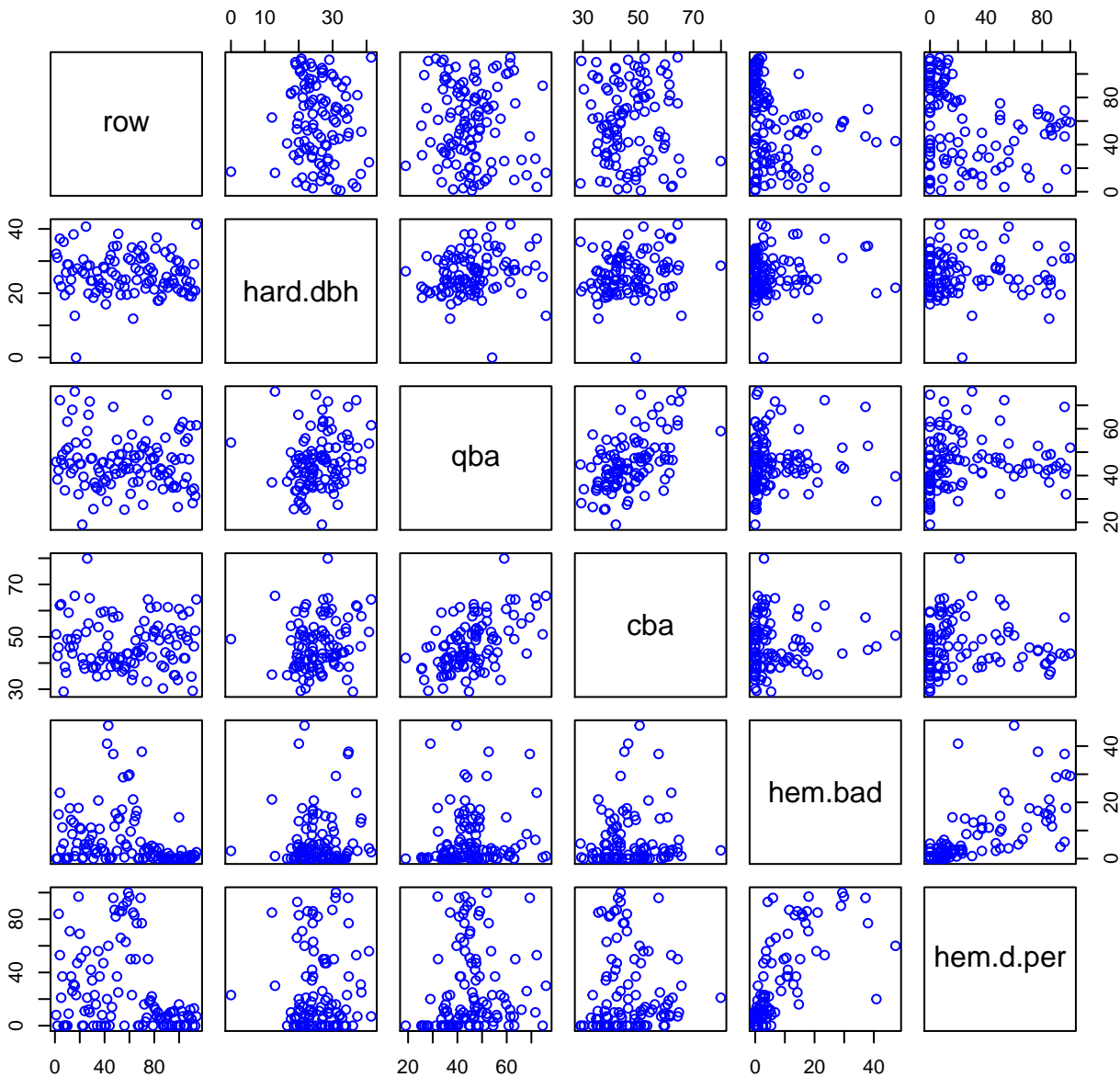
# HF081-01 Plot 1



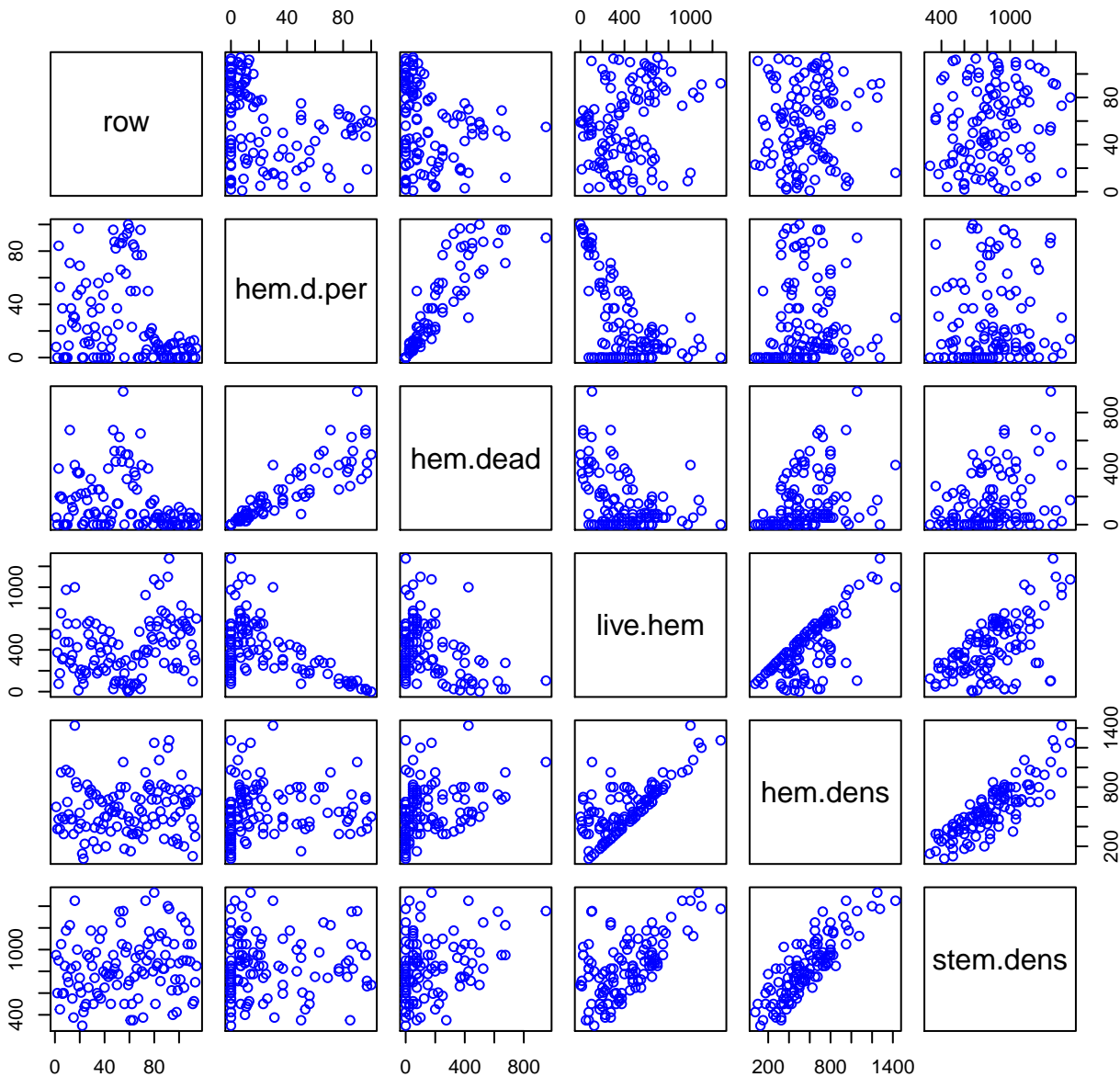
# HF081-01 Plot 2



# HF081-01 Plot 3



# HF081-01 Plot 4



# HF081-01 Plot 5

