

Harvard Forest Data Archive HF085-01

Data File:

Name = hf085-01-bird.csv
Description = bird
Rows = 40 Columns = 51
MD5 checksum = 13b939b5b0f0bf7b3c256d2aae72b227

Variables:

acfl = average relative abundance of Acadian flycatcher (*Empidonax virescens*) at each sample point (number)
amcr = average relative abundance of American crow (*Corvus brachyrhynchos*) at each sample point (number)
amgo = average relative abundance of American goldfinch (*Carduelis tristis*) at each sample point (number)
amro = average relative abundance of American robin (*Turdus migratorius*) at each sample point (number)
baww = average relative abundance of Black-and-white warbler (*Mniotilta varia*) at each sample point (number)
bcch = average relative abundance of Black-capped Chickadee (*Parus atricapillus*) at each sample point (number)
bhco = average relative abundance of Brown creeper (*Certhia americana*) at each sample point (number)
blbw = average relative abundance of Blackburnian warbler (*Dendroica fusca*) at each sample point (number)
blja = average relative abundance of Blue jay (*Cyanocitta cristata*) at each sample point (number)
brcr = average relative abundance of Brown-headed cowbird (*Molothrus ater*) at each sample point (number)
btnw = average relative abundance of Black-throated green warbler (*Dendroica virens*) at each sample point (number)
cawa = average relative abundance of Canada warbler (*Wilsonia canadensis*) at each sample point (number)
cedw = average relative abundance of Cedar waxwing (*Bombycilla cedrorum*) at each sample point (number)
cogr = average relative abundance of Common grackle (*Quiscalus quiscula*) at each sample point (number)
dowo = average relative abundance of Downy woodpecker (*Picoides pubescens*) at each sample point (number)
eaki = average relative abundance of Eastern kingbird (*Tyrannus tyrannus*) at each sample point (number)
eaph = average relative abundance of Eastern phoebe (*Sayornis phoebe*) at each sample point (number)
eato = average relative abundance of Eastern towhee (*Pipilo erythrophthalmus*) at each sample point (number)
eawp = average relative abundance of Eastern wood pewee (*Contopus virens*) at each sample point (number)
etti = average relative abundance of Tufted titmouse (*Parus bicolor*) at each sample point (number)

gcfl = average relative abundance of Great-crested flycatcher
(Myiarchus crinitus) at each sample point (number)

gcki = average relative abundance of Golden-crowned kinglet (Regulus
saturata) at each sample point (number)

grca = average relative abundance of Gray catbird (Dumetella
carolinensis) at each sample point (number)

hawa = average relative abundance of Hairy woodpecker (Picoides
villosum) at each sample point (number)

heth = average relative abundance of Hermit thrush (Catharus
gutturatus) at each sample point (number)

howa = average relative abundance of Hooded warbler (Wilsonia
citrina) at each sample point (number)

modo = average relative abundance of Mourning dove (Zenaida
macroura)
at each sample point (number)

noca = average relative abundance of Mourning dove (Zenaida
macroura)
at each sample point (number)

oven = average relative abundance of Ovenbird (Seiurus aurocapillus)
at each sample point (number)

piwa = average relative abundance of Pine warbler (Dendroica pinus)
at each sample point (number)

piwo = average relative abundance of Pileated woodpecker (Dryocopus
pileatus) at each sample point (number)

rbgr = average relative abundance of Rose-breasted grosbeak
(Pheucticus ludovicianus) at each sample point (number)

rbnu = average relative abundance of Red-breasted nuthatch (Sitta
canadensis) at each sample point (number)

revi = average relative abundance of Red-eyed vireo (Vireo olivacea)
at each sample point (number)

rphe = average relative abundance of Ring-necked pheasant (Phasianus
colchicus) at each sample point (number)

rsha = average relative abundance of Red-shouldered hawk (Buteo
lineatus) at each sample point (number)

rtha = average relative abundance of Red-tailed hawk (Buteo
jamaicensis) at each sample point (number)

rthu = average relative abundance of Ruby-throated hummingbird
(Archilochus colubris) at each sample point (number)

scju = average relative abundance of Dark-eyed junco (Junco
hyemalis) at each sample point (number)

secta = average relative abundance of Scarlet tanager (Piranga
olivacea) at each sample point (number)

sovi = average relative abundance of Blue-headed vireo (Vireo
solitarius) at each sample point (number)

veer = average relative abundance of Veery (Catharus fuscescens) at
each sample point (number)

wbnu = average relative abundance of White-breasted nuthatch (Sitta
carolinensis) at each sample point (number)

wewa = average relative abundance of Worm-eating warbler
(Helmitheros vermivorus) at each sample point (number)

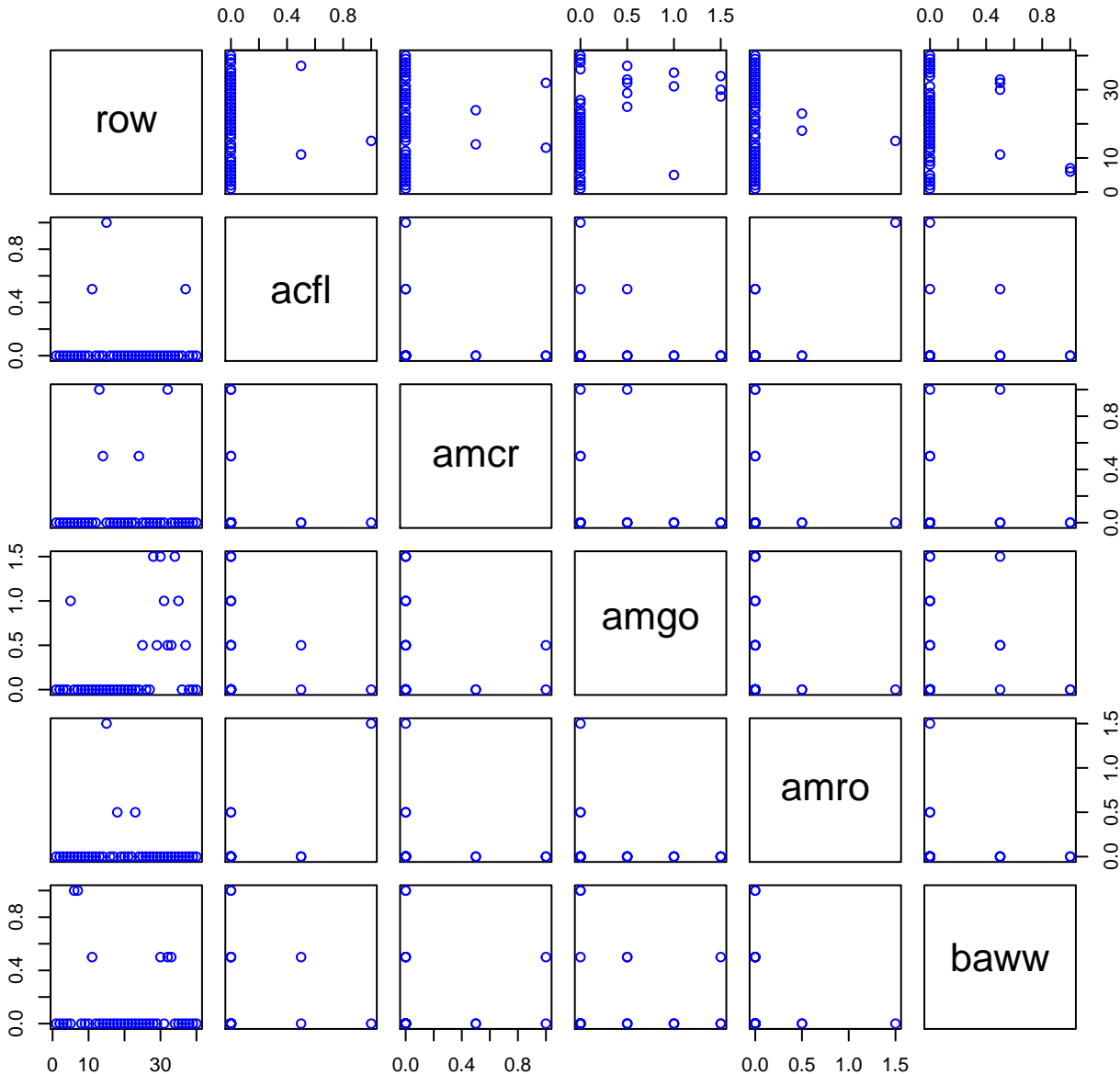
witu = average relative abundance of Wild turkey (Meleagris
gallopavo) at each sample point (number)

wiwr = average relative abundance of Winter wren (Troglodytes
troglodytes) at each sample point (number)

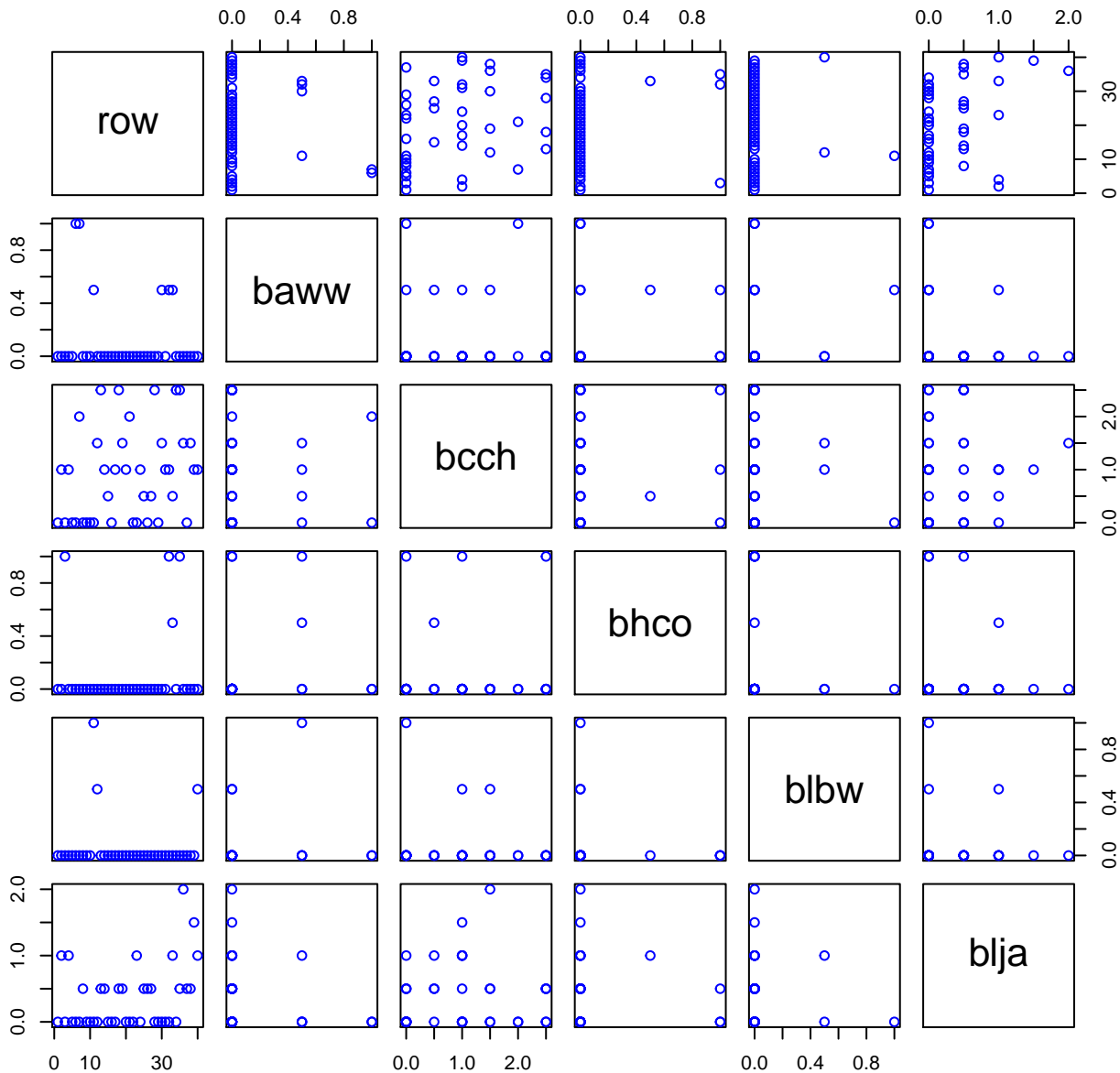
woth = average relative abundance of Wood thrush (*Hylocichlia mustelina*) at each sample point (number)
ysfl = average relative abundance of Northern flicker (*Colaptes auratus*) at each sample point (number)
ytvi = average relative abundance of Yellow-throated vireo (*Vireo flavifrons*) at each sample point (number)

Variable	Min	Median	Mean	Max	NAs
acfl	0.000	0.000	0.050	1.000	0
amcr	0.000	0.000	0.075	1.000	0
amgo	0.000	0.000	0.250	1.500	0
amro	0.000	0.000	0.062	1.500	0
baww	0.000	0.000	0.100	1.000	0
bcch	0.000	1.000	0.900	2.500	0
bhco	0.000	0.000	0.087	1.000	0
blbw	0.000	0.000	0.050	1.000	0
blja	0.000	0.000	0.350	2.000	0
brcr	0.000	0.000	0.075	1.000	0
btnw	0.000	0.500	0.662	3.000	0
cawa	0.000	0.000	0.037	1.000	0
cedw	0.000	0.000	0.138	2.000	0
cogr	0.000	0.000	0.025	1.000	0
dowo	0.000	0.000	0.163	1.000	0
eaki	0.000	0.000	0.075	1.000	0
eaph	0.000	0.000	0.037	1.000	0
eato	0.000	0.000	0.012	0.500	0
eawp	0.000	0.000	0.212	3.000	0
etti	0.000	0.500	0.775	3.500	0
gcfl	0.000	0.000	0.250	2.000	0
gcki	0.000	0.000	0.062	1.000	0
grca	0.000	0.000	0.087	1.000	0
hawo	0.000	0.000	0.212	2.000	0
heth	0.000	0.000	0.212	1.500	0
howa	0.000	0.000	0.112	1.000	0
modo	0.000	0.000	0.112	1.000	0
noca	0.000	0.000	0.138	1.000	0
oven	0.000	0.500	0.425	1.500	0
piwa	0.000	0.000	0.062	1.000	0
piwo	0.000	0.000	0.100	2.000	0
rbgr	0.000	0.000	0.012	0.500	0
rbnu	0.000	0.000	0.075	1.000	0
revi	0.000	0.000	0.325	2.000	0
rphe	0.000	0.000	0.012	0.500	0
rsha	0.000	0.000	0.062	1.000	0
rtha	0.000	0.000	0.037	1.000	0
rthu	0.000	0.000	0.012	0.500	0
scju	0.000	0.000	0.025	1.000	0
scta	0.000	0.500	0.500	2.000	0
sovi	0.000	0.000	0.200	1.500	0
veer	0.000	0.000	0.200	3.000	0
wbnu	0.000	0.000	0.237	2.000	0
wewa	0.000	0.000	0.050	1.000	0
witu	0.000	0.000	0.037	1.000	0
wiwr	0.000	0.000	0.037	1.000	0
woth	0.000	0.000	0.150	1.000	0
ysfl	0.000	0.000	0.062	1.500	0
ytvi	0.000	0.000	0.050	1.000	0

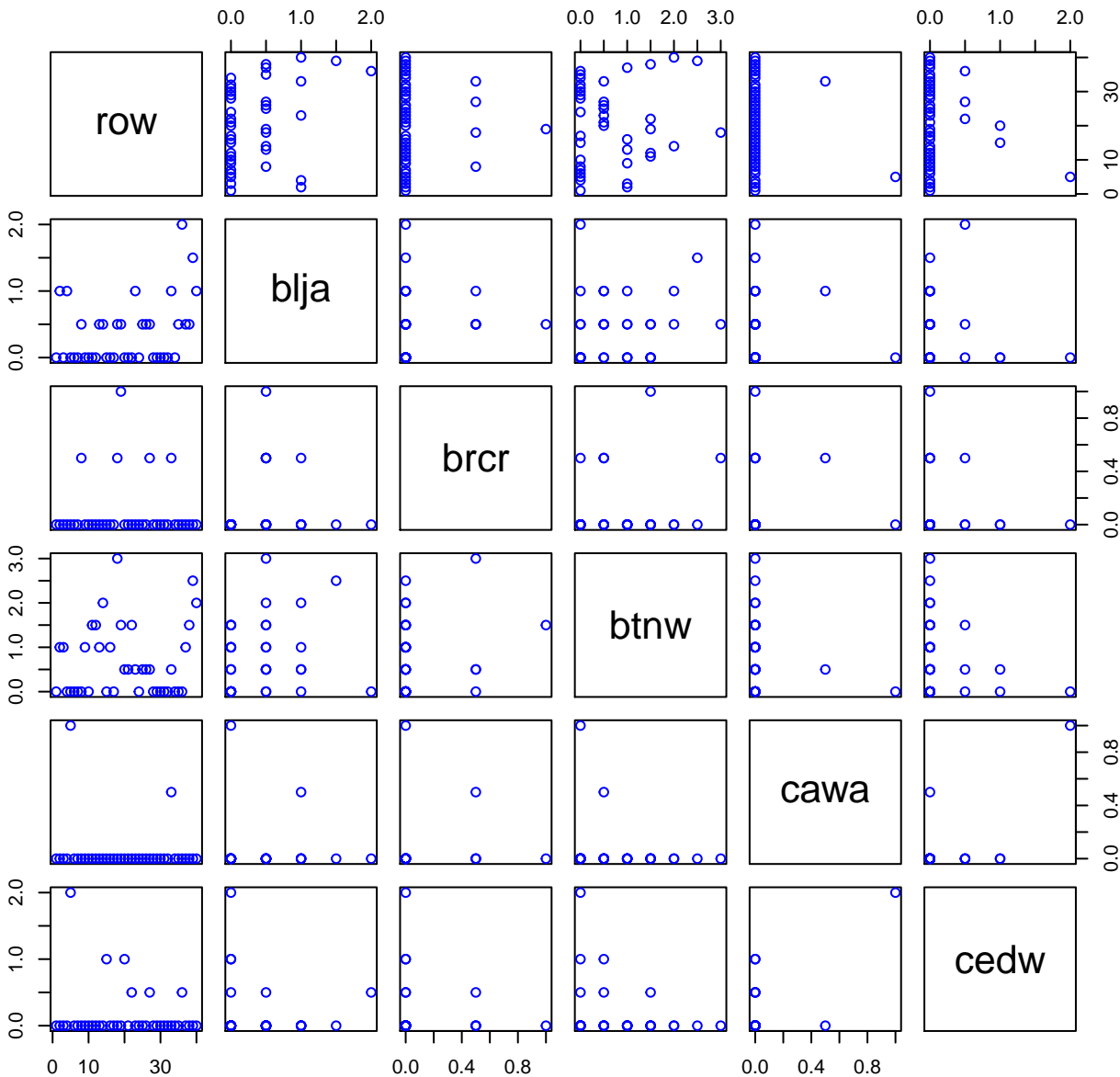
HF085-01 Plot 1



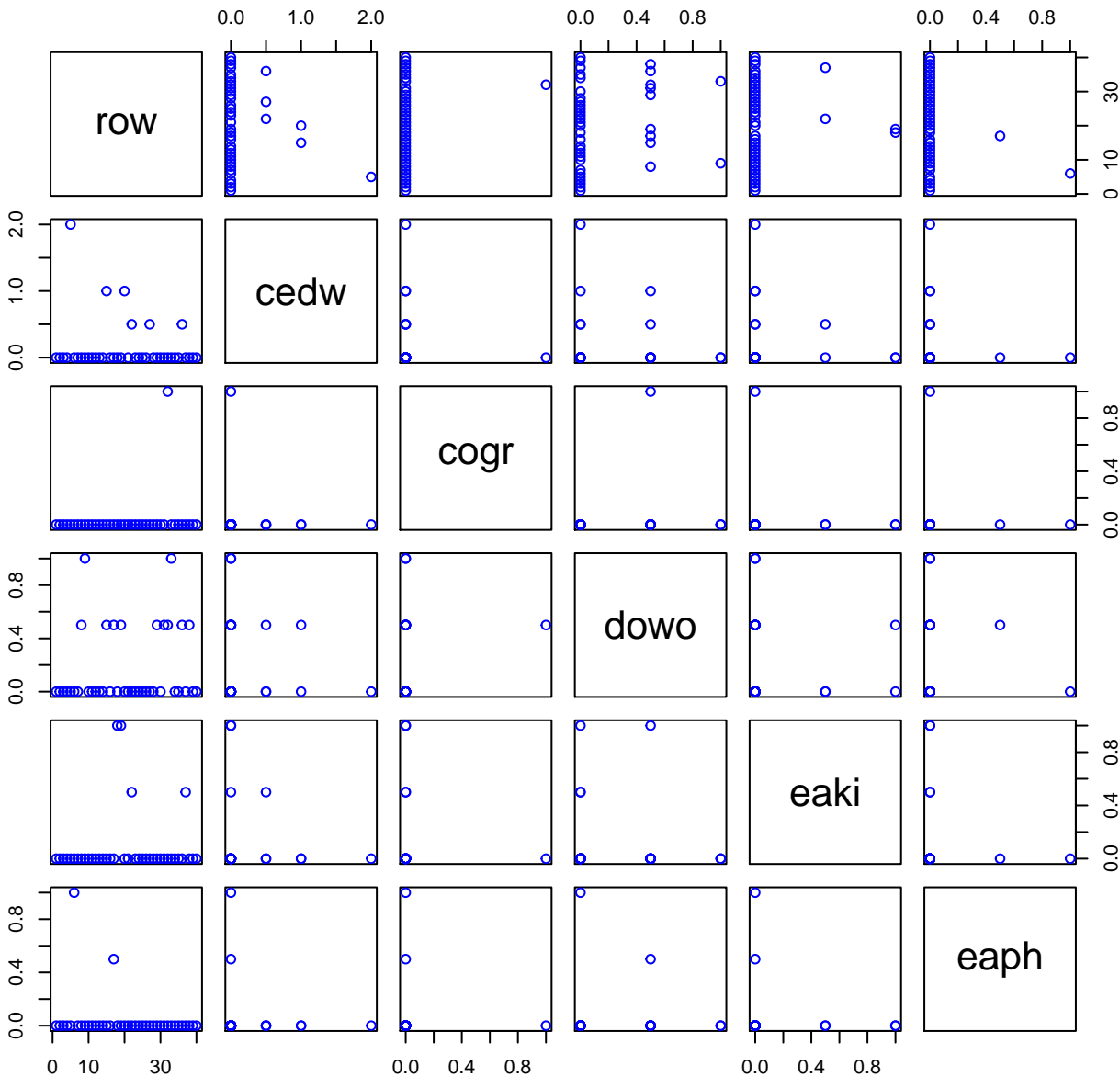
HF085-01 Plot 2




HF085-01 Plot 3




HF085-01 Plot 4



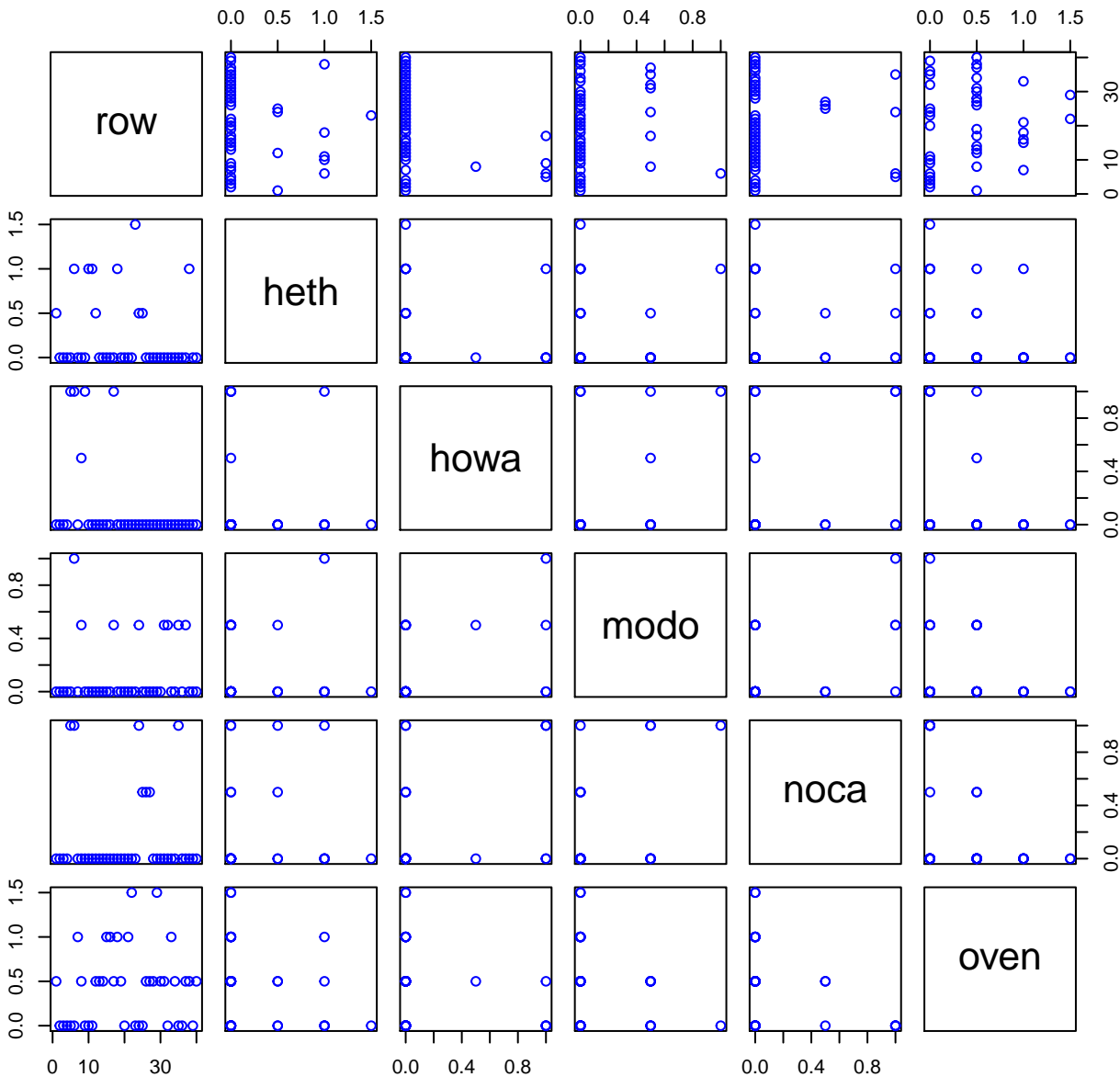
HF085-01 Plot 5



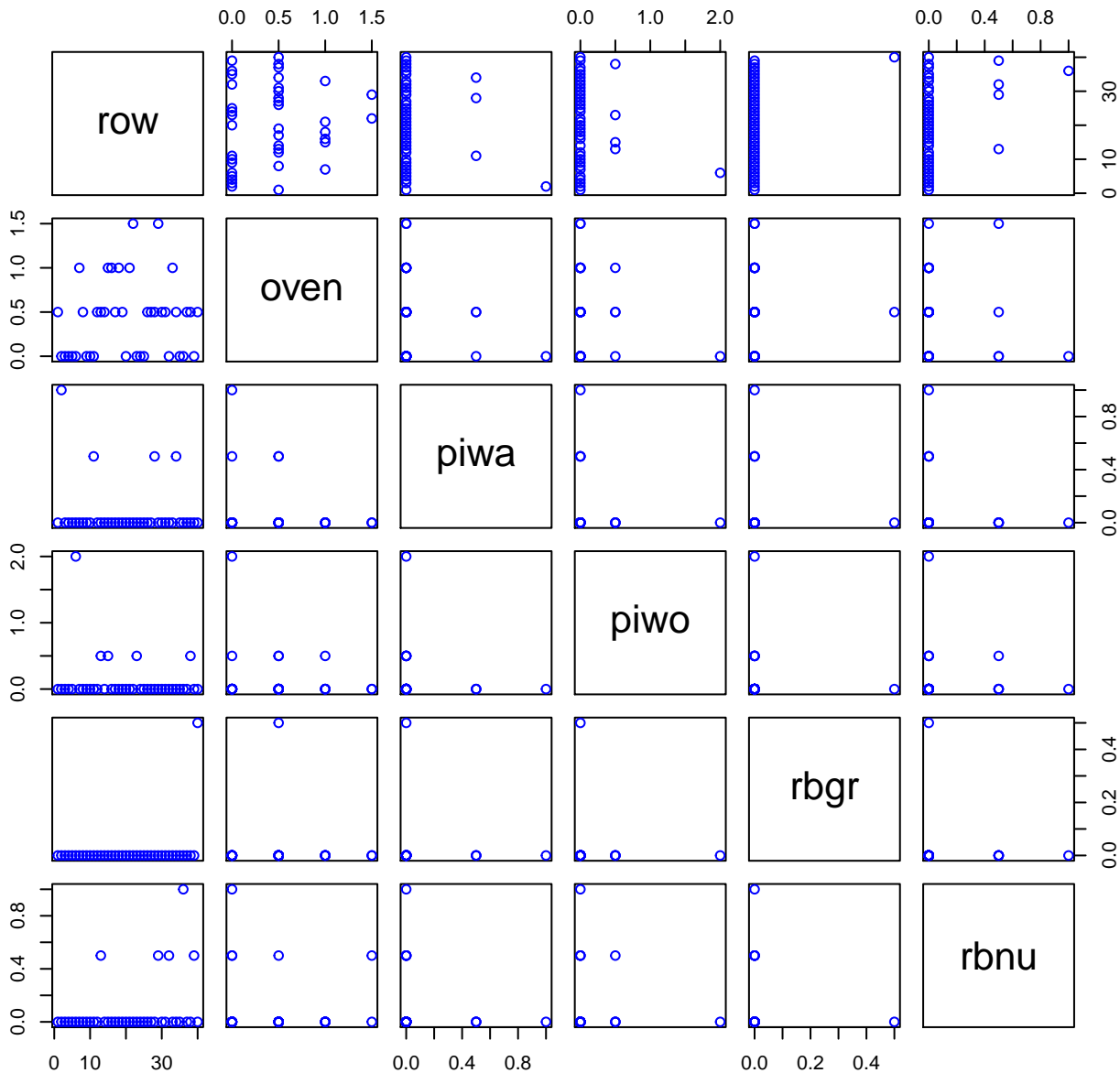
HF085-01 Plot 6



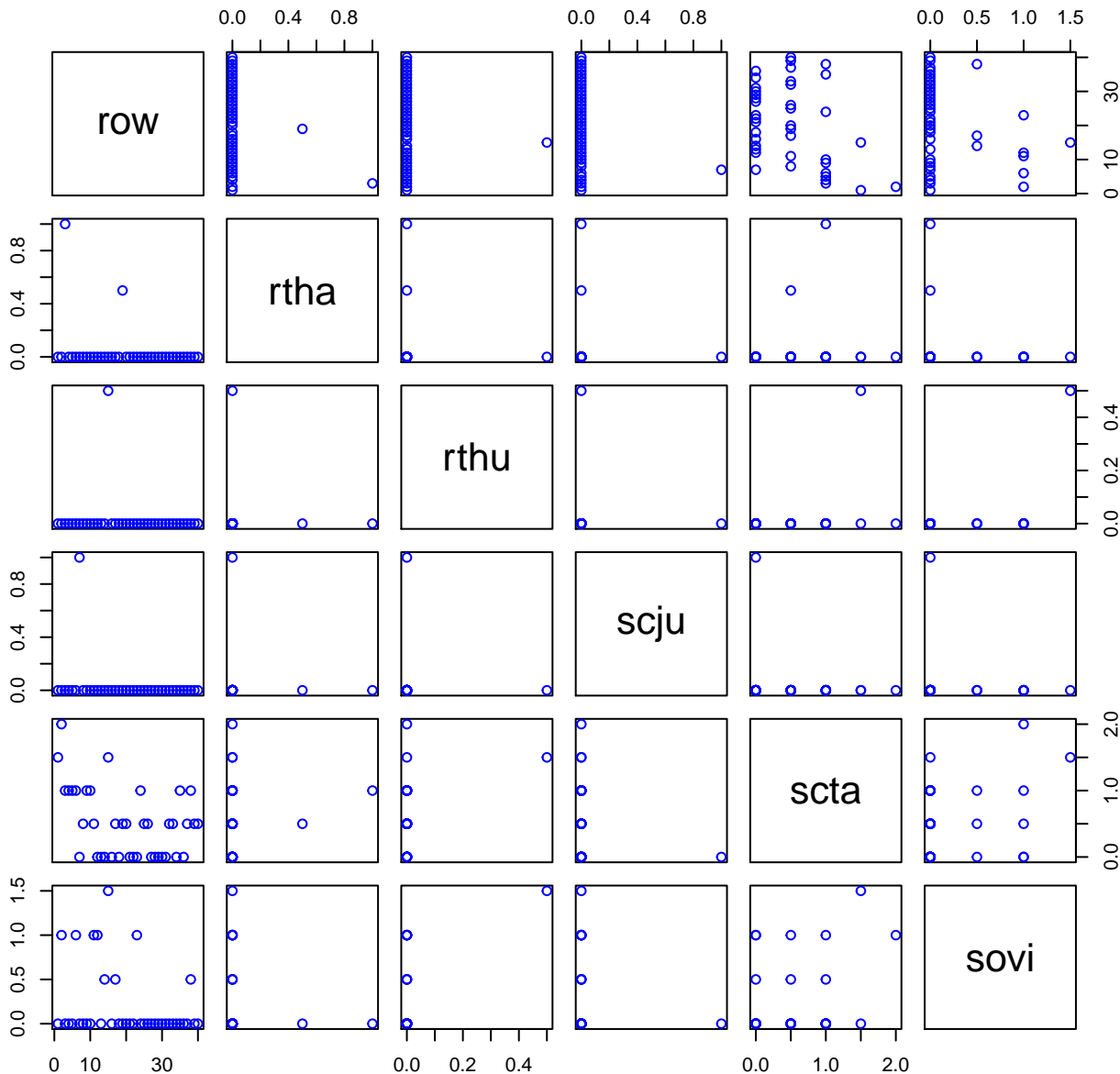
HF085-01 Plot 7



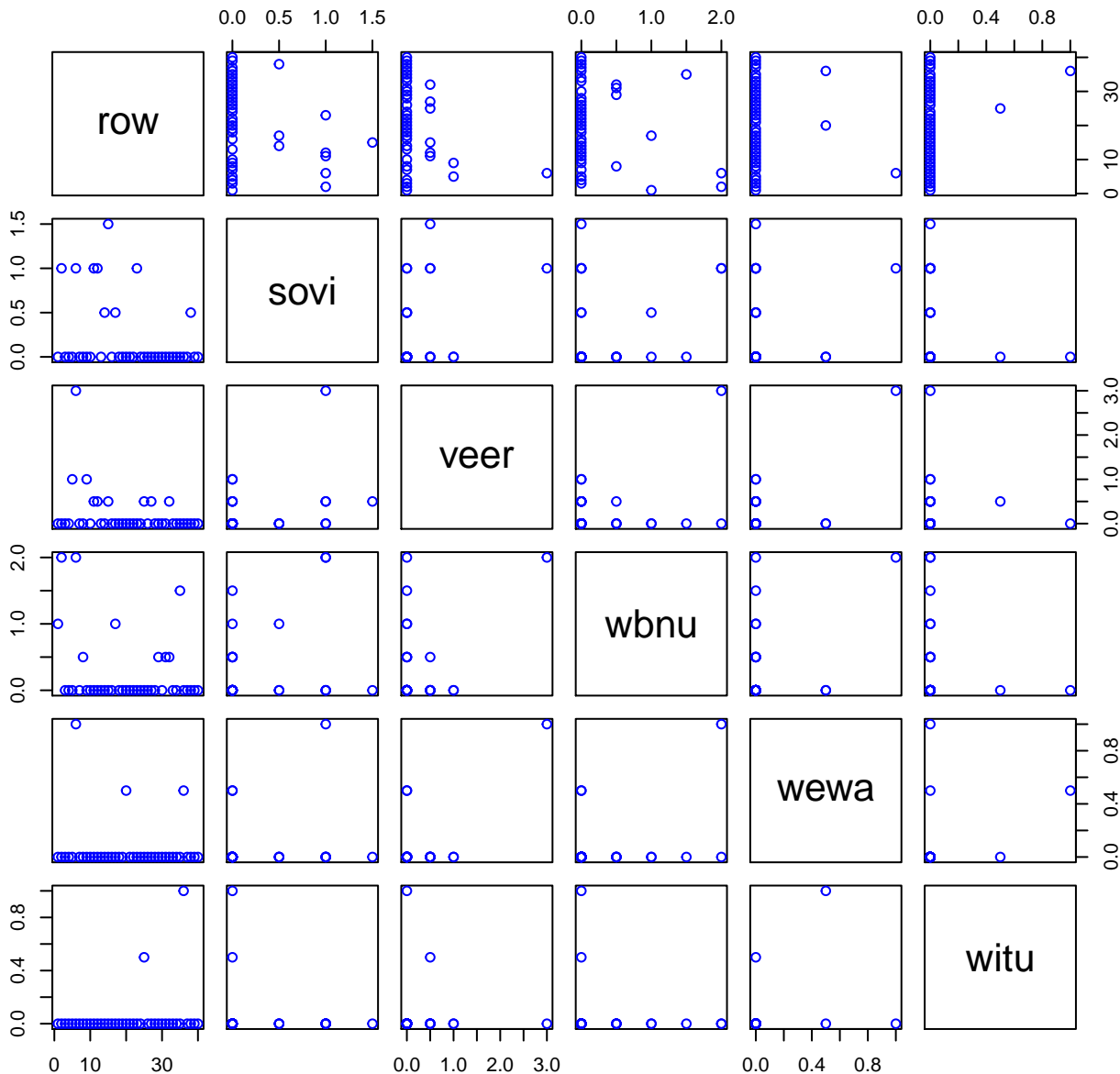
HF085-01 Plot 8



HF085-01 Plot 10



HF085-01 Plot 11



HF085-01 Plot 12

