

Harvard Forest Data Archive HF105-06

Data File:

Name = hf105-06-sample-coord.csv

Description = sample coordinates 2004, 2010

Rows = 80 Columns = 7

MD5 checksum = b0818000a0e77b6d9ef84c1c884e730e

Variables:

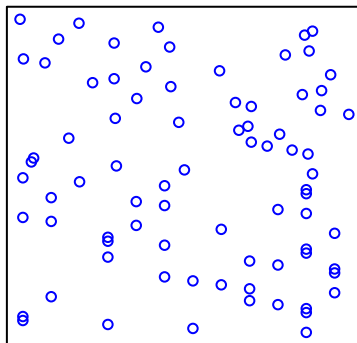
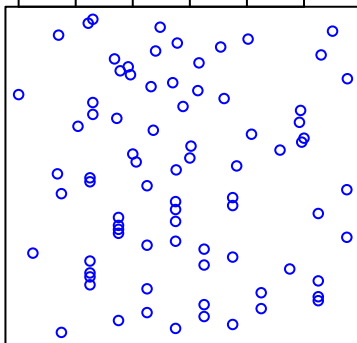

xcoord = x coordinate; sample location in meters (meter)

ycoord = y coordinate; sample location in meters (meter)

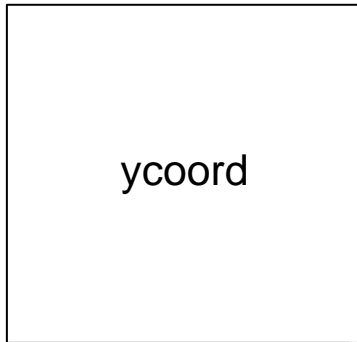
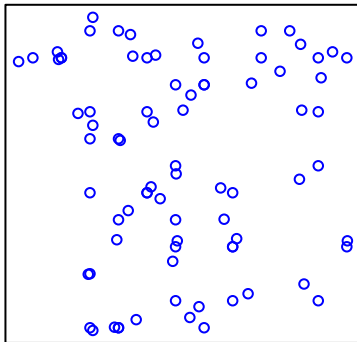
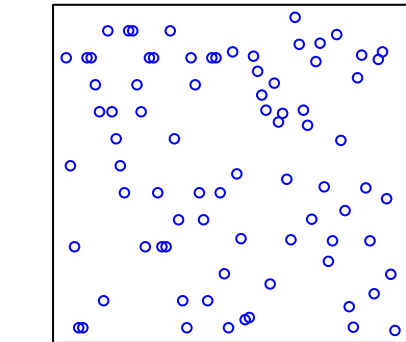
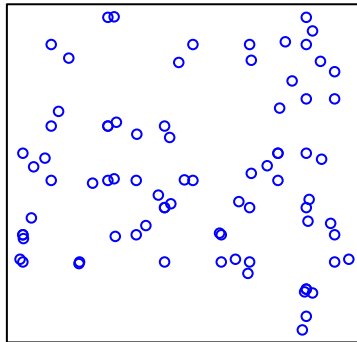
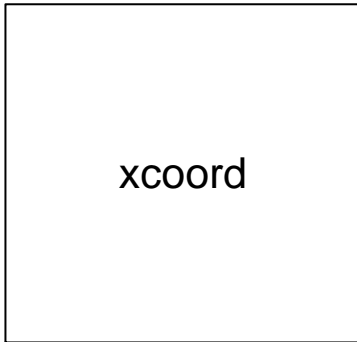
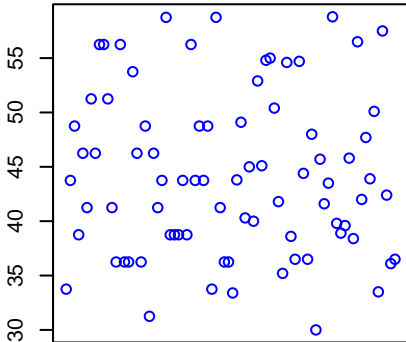
Variable	Min	Median	Mean	Max	NAs
xcoord	30.000	43.750	44.261	58.800	0
ycoord	31.000	47.425	46.525	60.000	0

# HF105-06 Plot 1

30 35 40 45 50 55



80  
60  
40  
20  
0



0 20 40 60 80

30 35 40 45 50 55 60

60  
55  
50  
45  
40  
35  
30