

Harvard Forest Data Archive HF111-01

Data File:

Name = hf111-01-prey.csv  
Description = prey capture  
Rows = 88 Columns = 53  
MD5 checksum = 2aaff9660eaab81c67f46fb73266714d

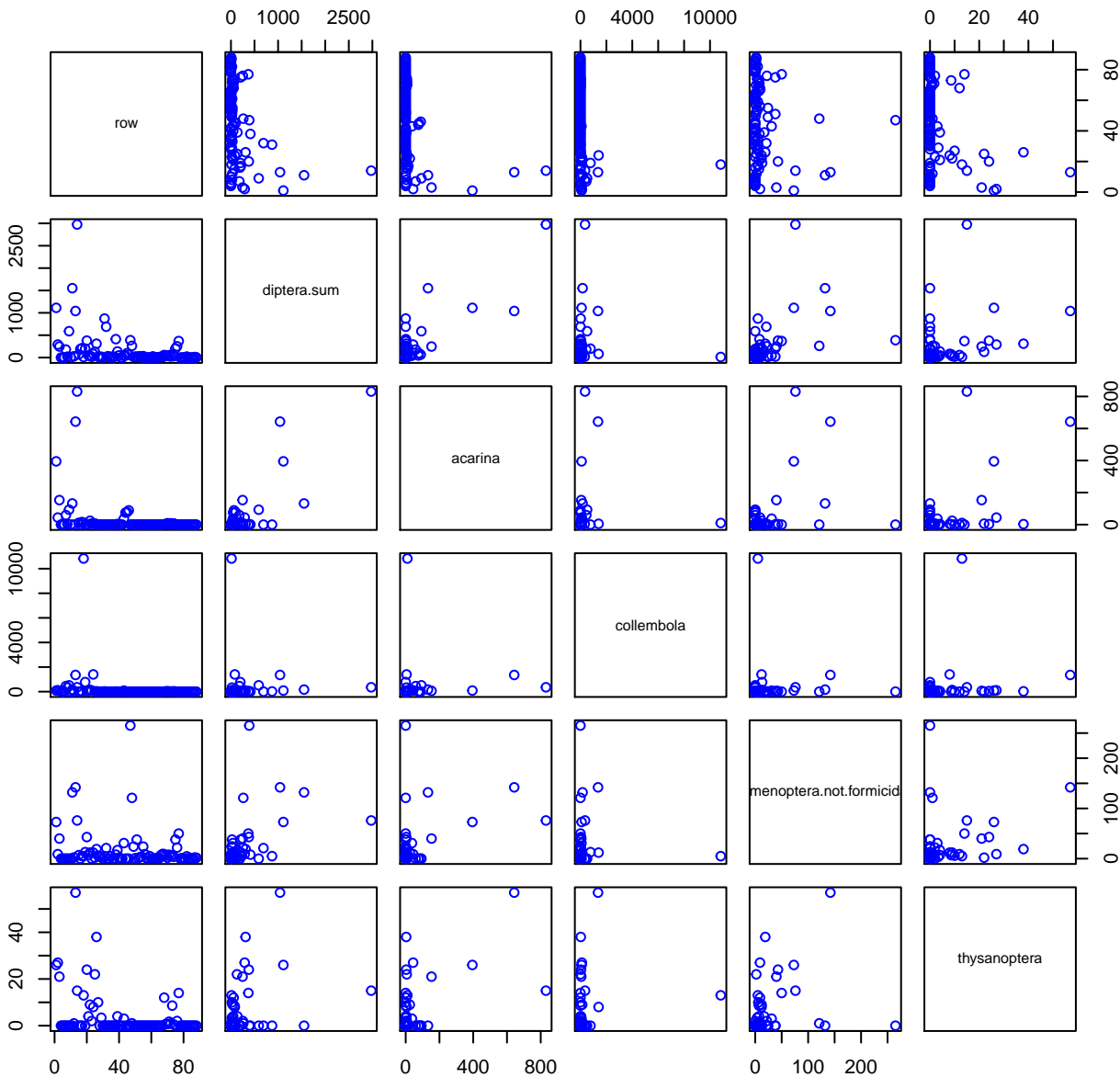
Variables:

diptera.sum = quantity of prey taxon. All Diptera recorded (number)  
acarina = quantity of prey taxon (number)  
collembola = quantity of prey taxon (number)  
hymenoptera.not.formicidae = quantity of prey taxon, all bees and  
wasps, not ants (number)  
thysanoptera = quantity of prey taxon (number)  
homoptera.sum = quantity of prey taxon, all Homoptera recorded  
(number)  
coleoptera = quantity of prey taxon (number)  
araneae = quantity of prey taxon (number)  
lepidoptera = quantity of prey taxon (number)  
hemiptera = quantity of prey taxon (number)  
plecoptera = quantity of prey taxon (number)  
formicidae = quantity of prey taxon (number)  
orthoptera = quantity of prey taxon (number)  
gastropoda.snails = quantity of prey taxon (number)  
gastropoda.slugs = quantity of prey taxon (number)  
protura = quantity of prey taxon (number)  
chilopoda = quantity of prey taxon (number)  
trichoptera = quantity of prey taxon (number)  
isopoda = quantity of prey taxon (number)  
neuroptera = quantity of prey taxon (number)  
diplopoda = quantity of prey taxon (number)  
oligochaeta = quantity of prey taxon (number)  
nematoda = quantity of prey taxon (number)  
other = quantity of other prey taxon (number)  
odonata = quantity of prey taxon (number)  
psocoptera = quantity of prey taxon (number)  
isoptera = quantity of prey taxon (number)  
cyanobacteria = quantity of prey taxon (number)  
chlorophyta = quantity of prey taxon (number)  
bacillariophyta = quantity of prey taxon (number)  
euglenophyta = quantity of prey taxon (number)  
rotifera = quantity of prey taxon (number)  
copeopoda = quantity of prey taxon (number)  
rhizopoda = quantity of prey taxon (number)  
cladocera = quantity of prey taxon (number)  
insecta = quantity of prey taxon (number)  
scorpions = quantity of prey taxon (number)  
cyclopoida = quantity of prey taxon (number)

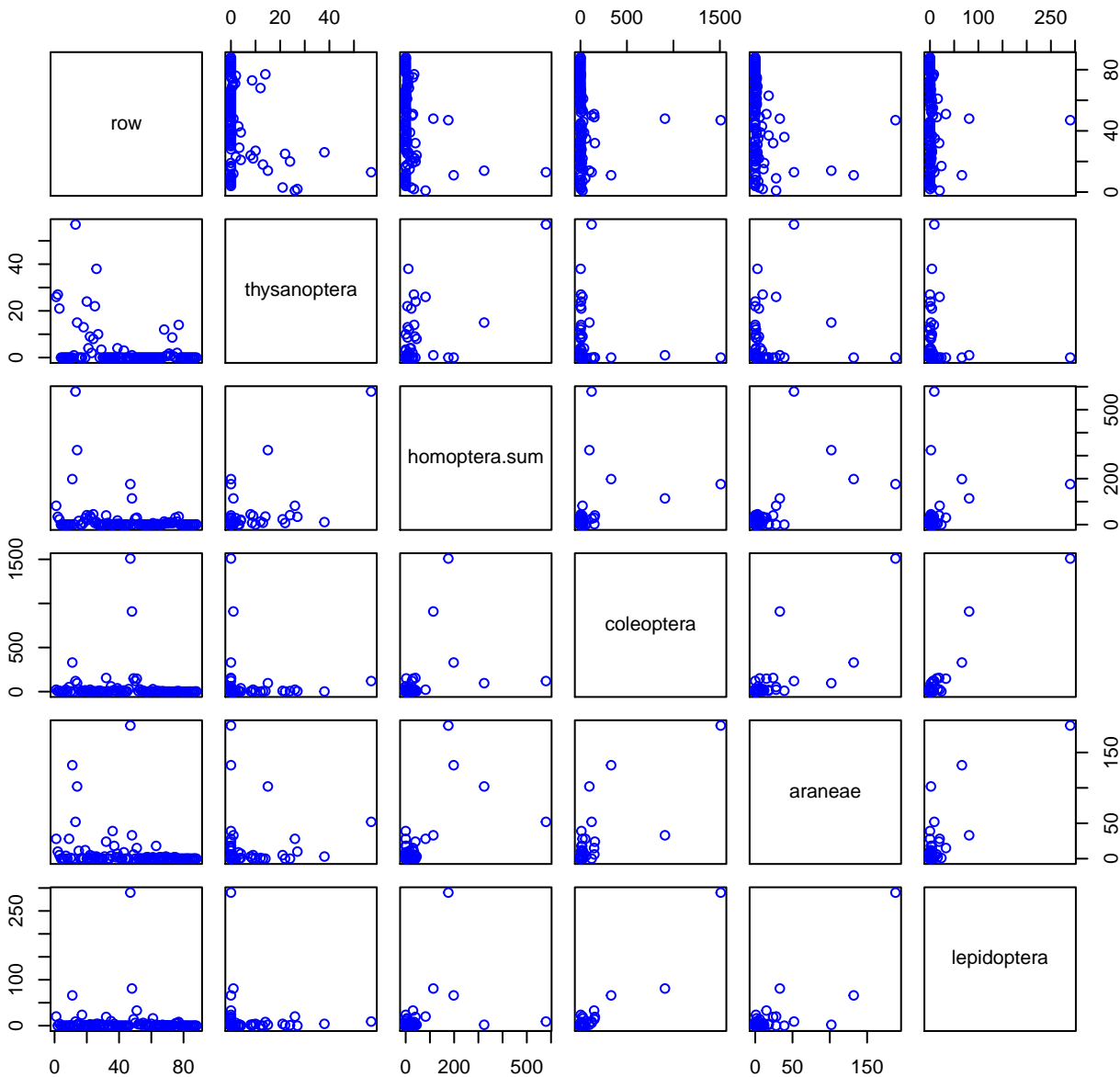
harpaticoida = quantity of prey taxon (number)  
bosominidae = quantity of prey taxon (number)  
polyphemidae = quantity of prey taxon (number)  
sididae = quantity of prey taxon (number)  
daphnidae = quantity of prey taxon (number)  
macrothricidae = quantity of prey taxon (number)  
chydoridae = quantity of prey taxon (number)  
ostracoda = quantity of prey taxon (number)  
annelida = quantity of prey taxon (number)  
microptera = quantity of prey taxon (number)  
mollusca = quantity of prey taxon (number)

Variable	Min	Median	Mean	Max	NAs
diptera.sum	0.000	22.800	162.686	2975.000	0
acarina	0.000	0.000	31.350	831.000	0
collembola	0.000	0.000	193.170	10826.000	0
hymenoptera.	0.000	3.335	15.707	265.000	0
thysanoptera	0.000	0.000	3.744	57.000	0
homoptera.su	0.000	0.950	23.440	579.000	0
coleoptera	0.000	3.300	46.435	1509.000	0
araneae	0.000	0.400	8.964	188.000	0
lepidoptera	0.000	1.000	7.741	290.000	0
hemiptera	0.000	0.740	7.385	138.000	0
plecoptera	0.000	0.000	0.057	3.000	0
formicidae	0.000	19.710	106.355	2338.000	0
orthoptera	0.000	0.000	1.546	27.000	0
gastropoda.s	0.000	0.000	3.000	264.000	0
gastropoda.s	0.000	0.000	1.125	99.000	0
protura	0.000	0.000	0.375	33.000	0
chilopoda	0.000	0.000	0.114	10.000	0
trichoptera	0.000	0.000	0.222	7.000	0
isopoda	0.000	0.000	1.162	86.000	0
neuroptera	0.000	0.000	0.297	12.000	0
diplopoda	0.000	0.000	0.072	3.000	0
oligochaeta	0.000	0.000	0.011	1.000	0
nematoda	0.000	0.000	0.132	5.000	0
other	0.000	0.000	3.156	62.000	0
odonata	0.000	0.000	0.291	20.000	0
psocoptera	0.000	0.000	0.251	7.000	0
isoptera	0.000	0.000	0.913	41.000	0
cyanobacteri	0.000	0.000	0.068	3.000	0
chlorophyta	0.000	0.000	0.159	10.000	0
bacillarioph	0.000	0.000	0.182	8.000	0
euglenophyta	0.000	0.000	0.023	2.000	0
rotifera	0.000	0.000	0.148	12.000	0
copeopoda	0.000	0.000	0.089	4.000	0
rhizopoda	0.000	0.000	0.057	3.000	0
cladocera	0.000	0.000	0.148	8.000	0
insecta	0.000	0.000	0.049	3.000	0
scorpions	0.000	0.000	0.011	1.000	0
cyclopoida	0.000	0.000	11.659	444.000	0
harpaticoida	0.000	0.000	0.091	6.000	0
bosominidae	0.000	0.000	0.000	0.000	0
polyphemidae	0.000	0.000	0.091	8.000	0
sididae	0.000	0.000	0.898	78.000	0
daphnidae	0.000	0.000	0.841	53.000	0
macrothricid	0.000	0.000	6.773	426.000	0
chydoridae	0.000	0.000	17.136	786.000	0
ostracoda	0.000	0.000	4.193	252.000	0
annelida	0.000	0.000	0.477	19.000	0
microptera	0.000	0.000	0.330	20.000	0
mollusca	0.000	0.000	0.035	2.000	0

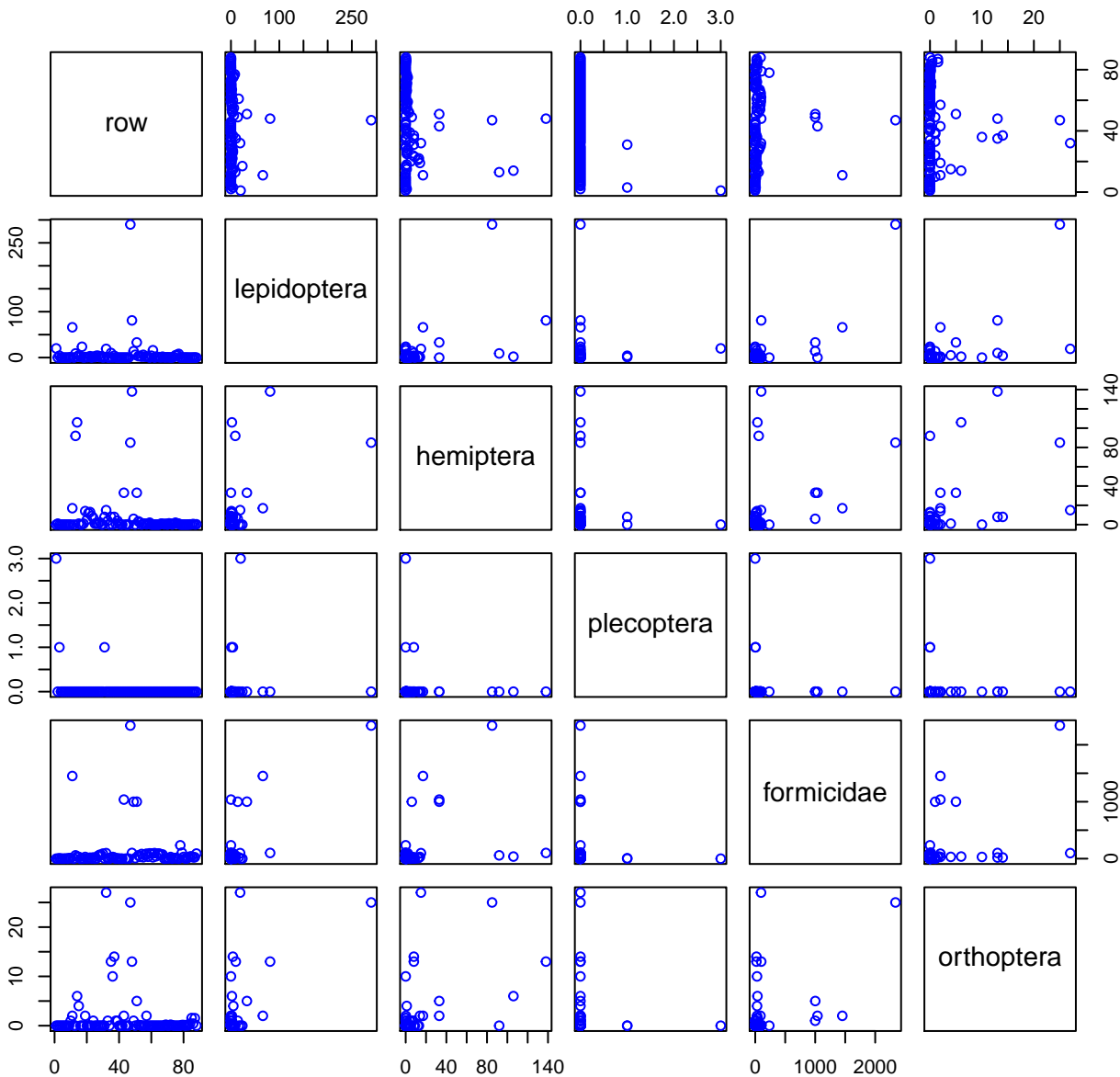
# HF111-01 Plot 1



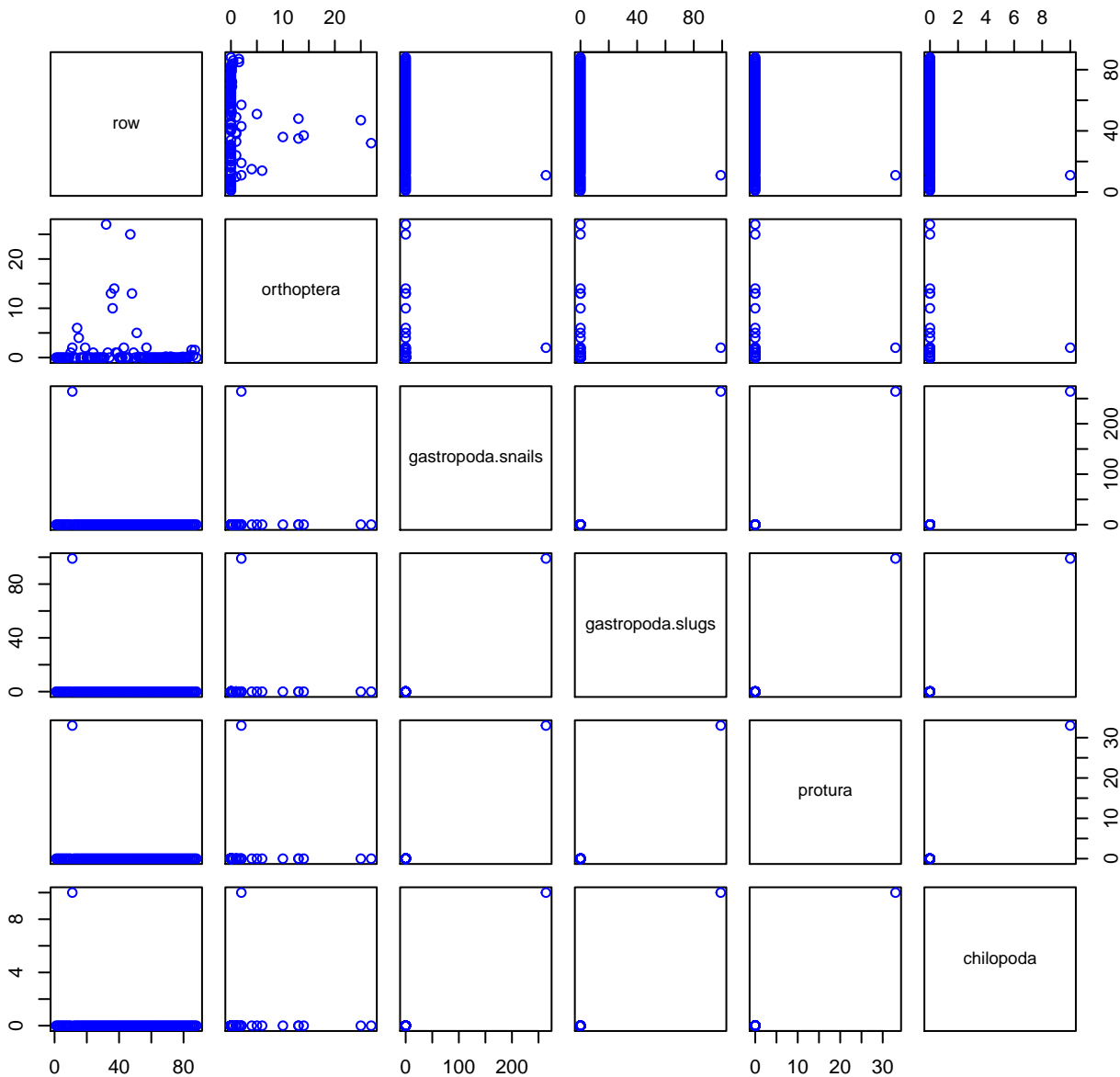
# HF111-01 Plot 2



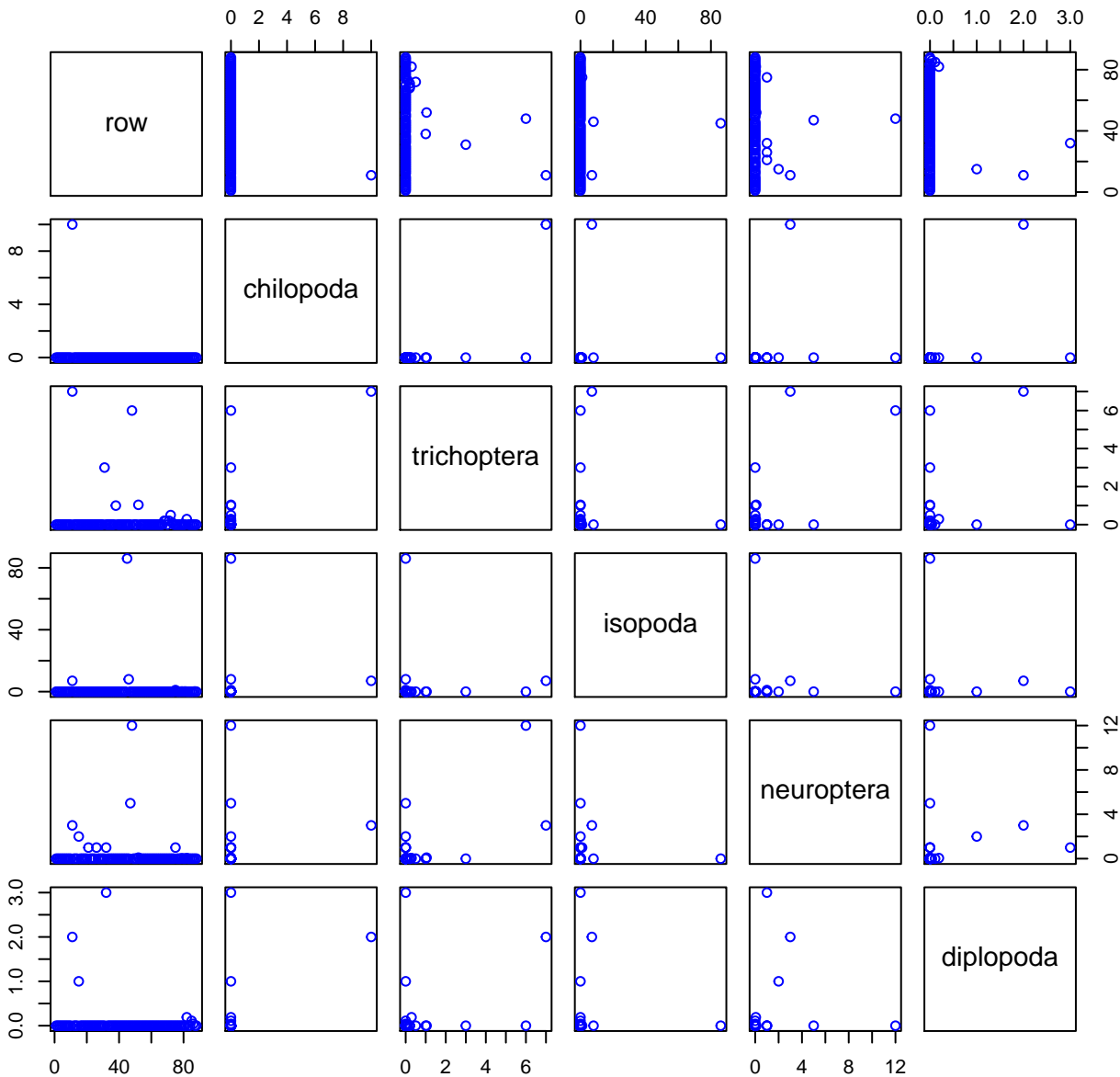
# HF111-01 Plot 3



# HF111-01 Plot 4

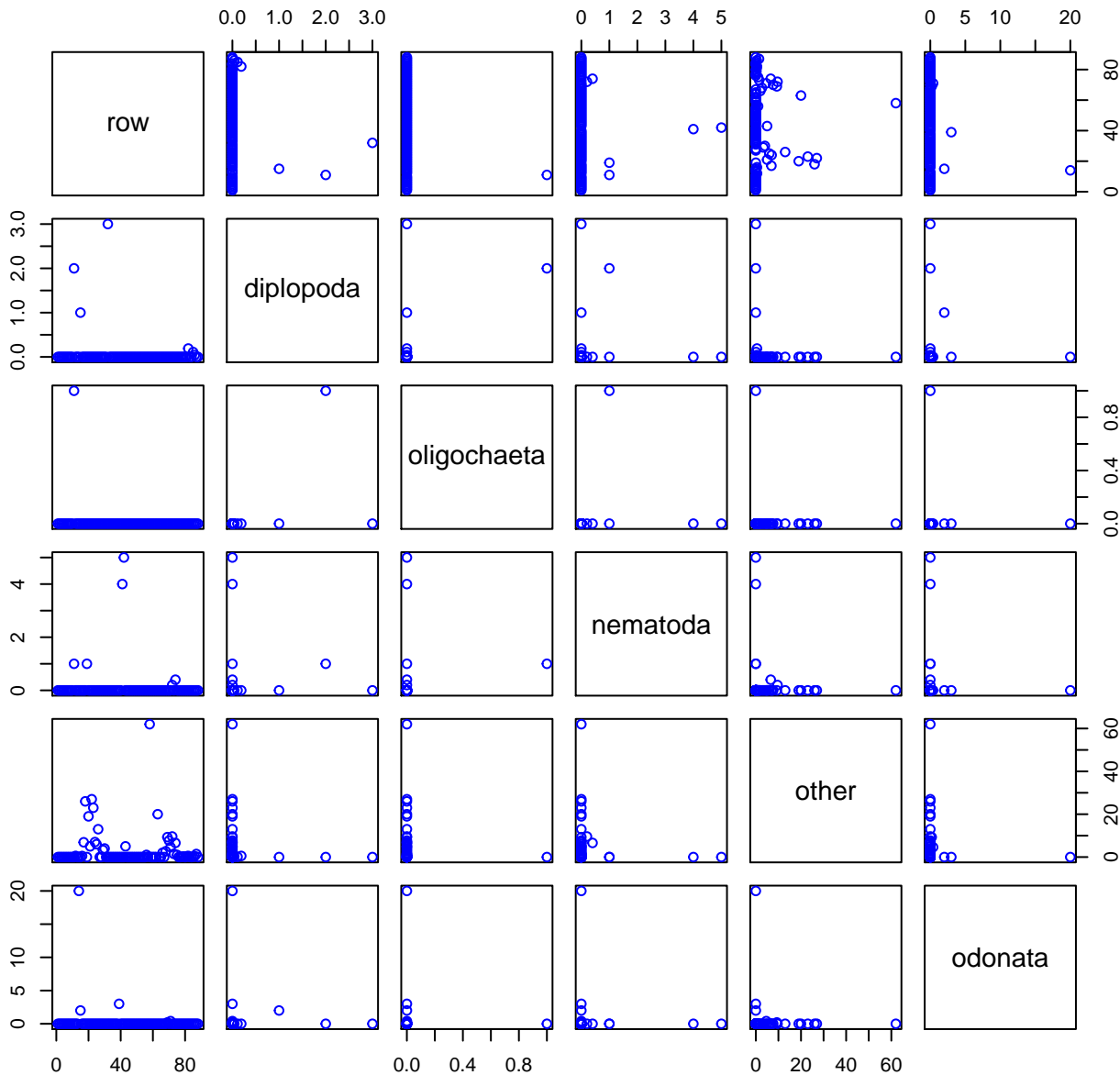


# HF111-01 Plot 5

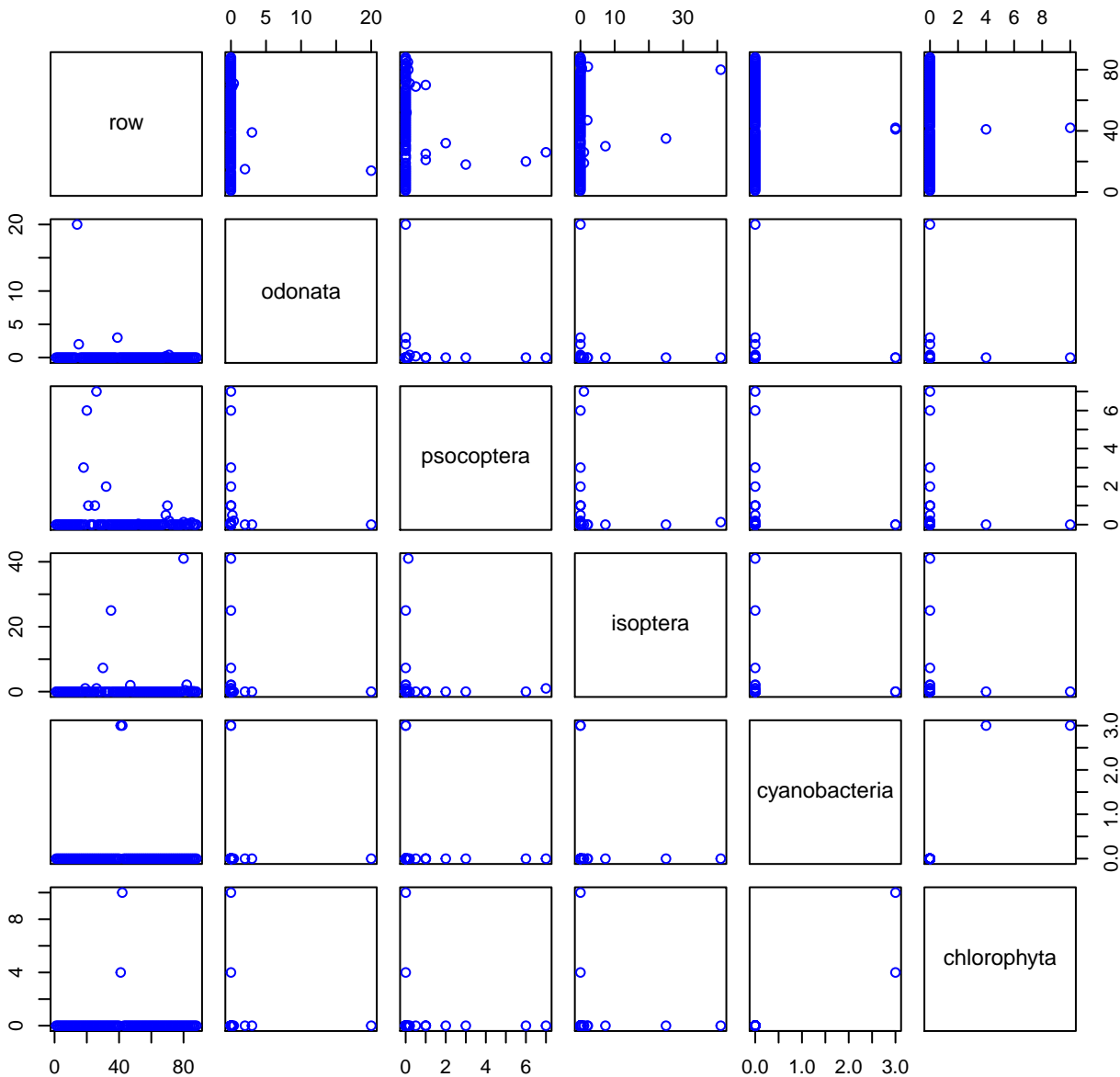




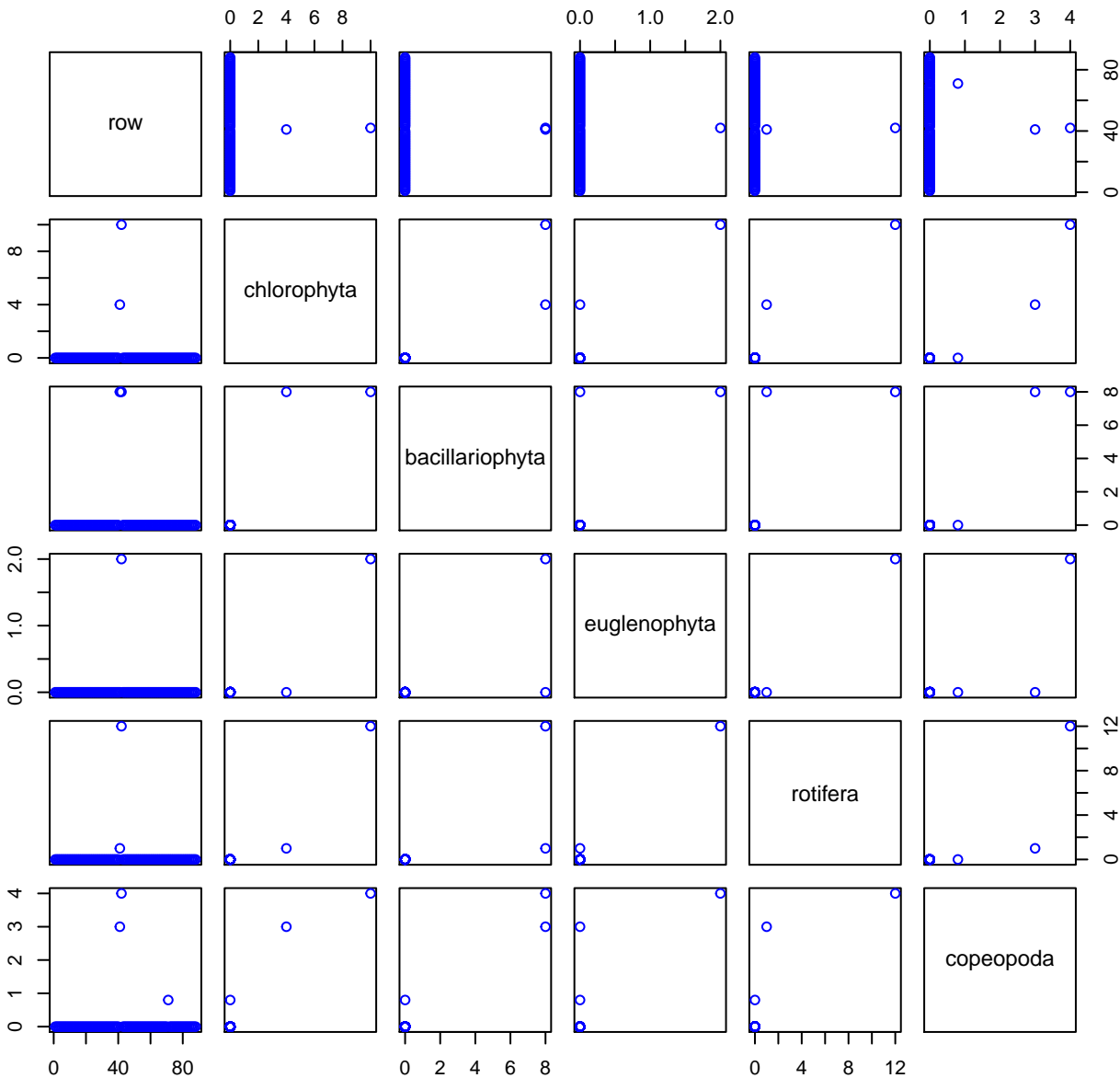
# HF111-01 Plot 6



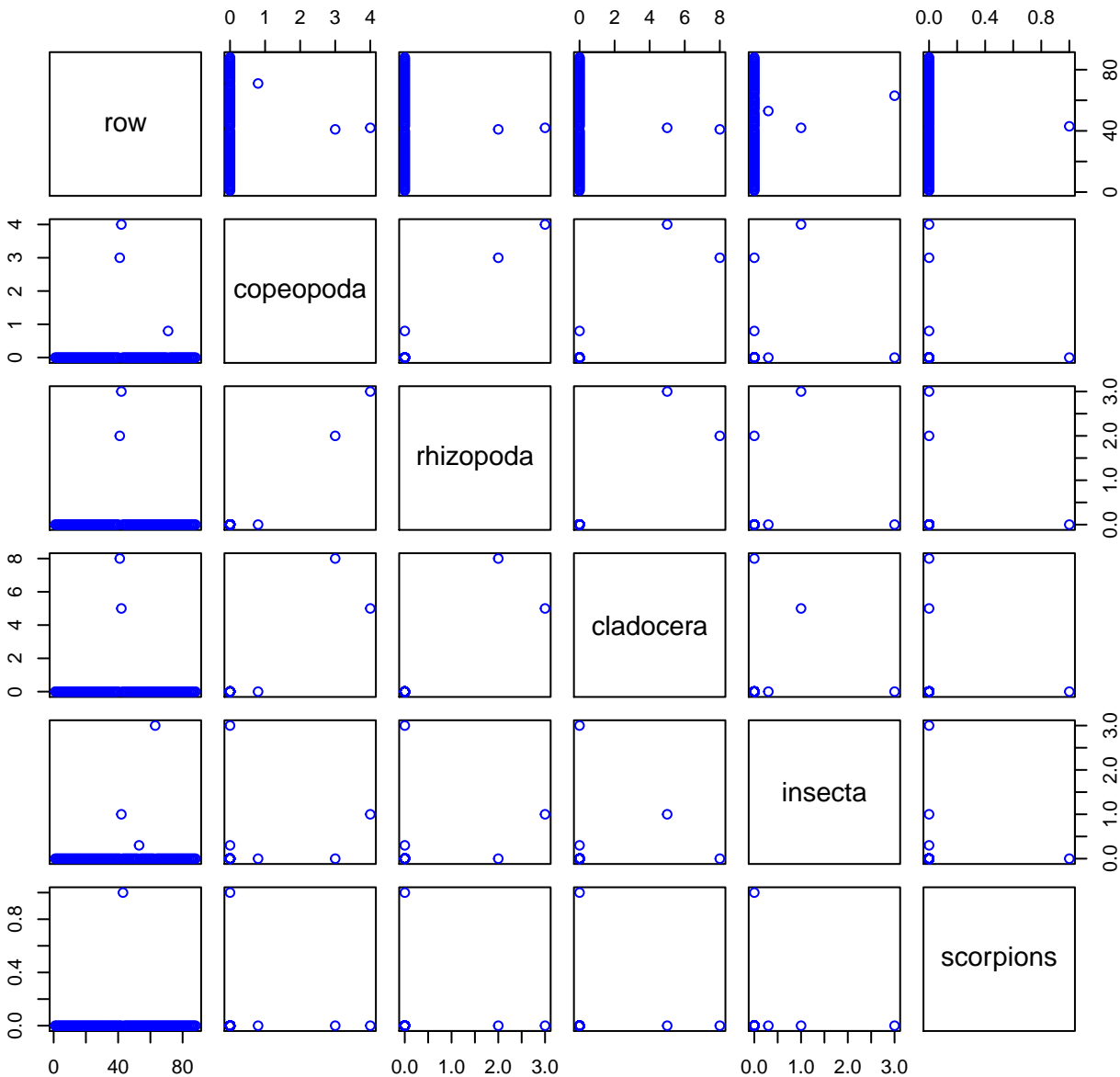
# HF111-01 Plot 7



# HF111-01 Plot 8




# HF111-01 Plot 9





# HF111-01 Plot 11



# HF111-01 Plot 12

