

Harvard Forest Data Archive HF121-01

Data File:

Name = hf121-01-abundance.csv

Description = macroinvertebrate abundance

Rows = 48 Columns = 5

MD5 checksum = 5ba02dbe92185d086a25dce7f4bdf5f5

Variables:


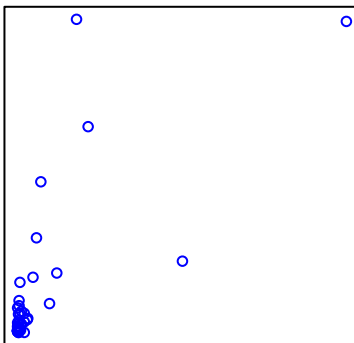
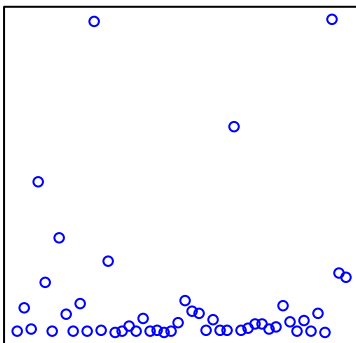
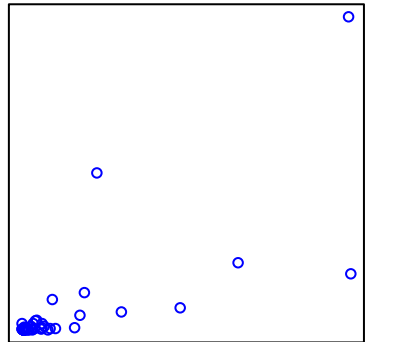
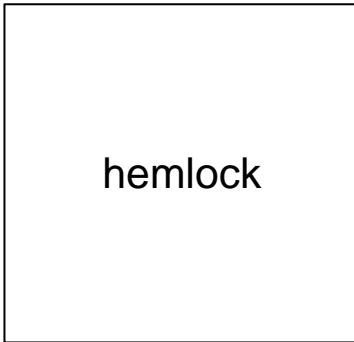
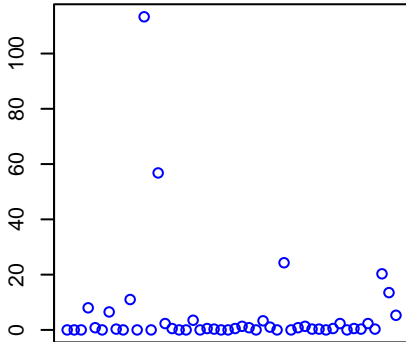
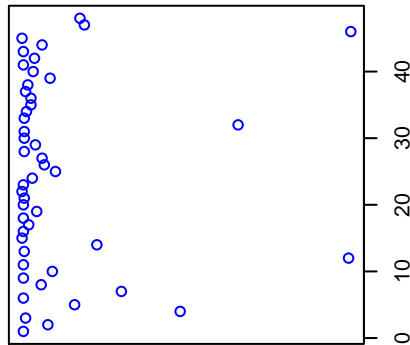
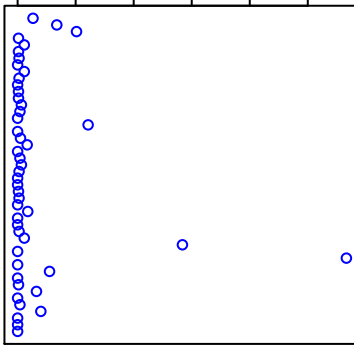
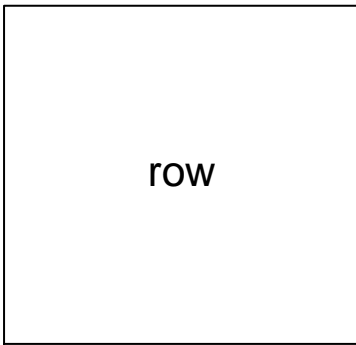
hemlock = mean abundance for hemlock stream (number)

deciduous = mean abundance for deciduous stream (number)

Variable	Min	Median	Mean	Max	NAs
hemlock	0.000	0.500	5.896	113.300	0
deciduous	0.000	1.750	7.979	73.800	0

# HF121-01 Plot 1

0 20 40 60 80 100



0 10 20 30 40

0 20 40 60

0 10 20 30 40

0 20 40 60